版权所有
严禁翻印

江苏省建筑配件通用图集

室外工程

苏 J 9508

江苏省工程建设标准设计站

一九九五年

跟多资料加微信公众号jianzhu118

江苏省建筑配件通用图集

室　外　工　程

批准部门：	江苏省建设委员会	批准文号：	苏建科(1996) 134 号
主编单位：	江苏省南京市建筑设计研究院	统一编号：	
发行单位：	江苏省工程建设标准设计站	分 类 号：	苏 J9508
实行日期：	1996 年 5 月 1 日	修订代替：	苏 J8058

主编单位负责人：
主编单位技术负责人：
技术审定人：
设计负责人：
绘制人：

编　制　说　明

1、本图集主要参考 1983 年江苏省建筑配件通用图集《室外工程》(苏 J8058)，1987 年华北、西北建筑构造通用图集《室外工程》(88J9)，及 1988 年中南地区通用建筑标准设计《围墙、围墙大门》(88ZJ621)、《室外装修及配件》(88ZJ901)等编制。主要满足一般标准的民用建筑、公共建筑和条件相当的工业建筑，适当兼顾部分较高标准建筑的需要。

2、本图集仍沿用《室外工程》名称，适用地基为一般粘性土或经过处理人工地基。砖围墙限制高度适用基本风压 0.4KN/M² 地区。如用于 0.8KN/M² 地区时，实体砖围墙的埋地部分厚度应不小于 350，基底宽度不小于 700，并用 M10 水泥砂浆砌筑；地上部分的 240 厚砖墙达 1800 时须用 M7.5 混合砂浆砌，达 2100 时用 M10 混合砂浆；否则可采用 370 厚勒脚加高，或彩用壁柱加强。其横截面大小、中距、砂浆标号等，应经计算或验算确定。

3、本图集砖砌体均为普通粘土砖，强度等级(标号)不低于 MU7.5。有饰面层的砖围墙可推荐使用 KP1 型承重型粘土空心砖。当采用 240(250)厚砼空心小砌块时宜采用 M10 砂浆砌筑，限高分别为 2000(0.4KN/M²)和 1400(0.8KN/M²)，可供参考。

4、围墙宜设防潮层，做法为 20 厚 1:3 水泥砂浆掺 3%防水粉。泄水孔一般每开间或每 3～4M 设一个。围墙应设伸缩缝，间距不大于 75M。

5、本图集钢筋砼件，如不注明：现浇为 C15、预制为 C20 砼，钢筋均为 I 级(∅)，钢材均为 3 号钢，焊接均用 T42 焊条，焊缝高度 $h_f \geqslant 4$，边缘贴角焊缝 $h_f = \delta$(边缘厚度)焊缝长度 $l_f = 50$ 或 $8h_f$，通长焊缝可采用间断焊，每段 $l_f \geqslant 8hf$ 间距应 $\leqslant 30\delta$(较薄焊件厚度)。现浇素砼如不注明，为 C10 细石砼。

6、本图集饰面做法，除注明者外，均应参照苏 J9501《施工说明》施工。钢铁制品均刷防锈漆两道(安装前一道)，面漆如不注明或设计无规定，均刷调和漆两道(普通做法)，颜色由设计人定。露明焊缝均须锉平磨光。

7、本图集未注明的尺寸单位均为毫米(mm)

8、本图集和说明未尽事项，均应按国家有关现行施工和验收规范、技术规程、标准等执行和办理。

9、本图集选用，除特定者外，索引格式规定如下

采用整页图或未指定详图号时：苏 J9508 —/××(页号)　　已选定某页某图时：苏 J9508 ×/××(详图号)(页　号)

跟多资料加微信公众号jianzhu118

目　录

1、砖围墙…… 1
2、铁栅围墙…… 12
3、钢丝网围墙…… 21
4、钢大门编号及选用…… 22
5、钢丝网门…… 24
6、门柱(墩)…… 25
7、门柱灯…… 27
8、围墙及门柱基础…… 28
9、钢门柱…… 29
10、铁花饰 …… 30
11、砼予制花格……31
12、门轴详图……32
13、高门柱门轴……33
14、门栓及锁鼻……35
15、地插锁及地轮……36
16、窗井雨棚、铁栅……38
17、散水及明沟……39
18、踏步、刮泥篦、擦泥板……40
19、人口坡道……41
20、大台阶……42
21、踏步挡墙……45
22、道路……46
23、自行车棚……48
24、旗杆……56

跟多资料加微信公众号jianzhu118

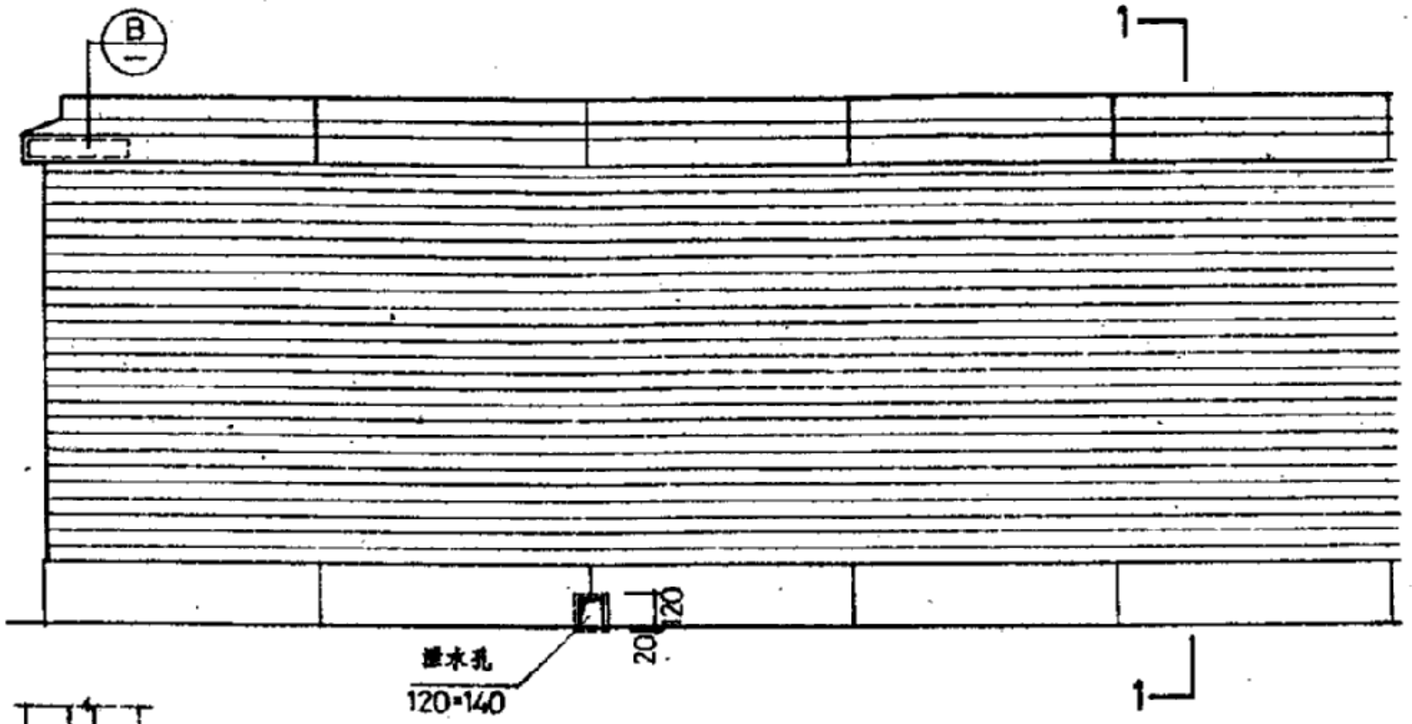

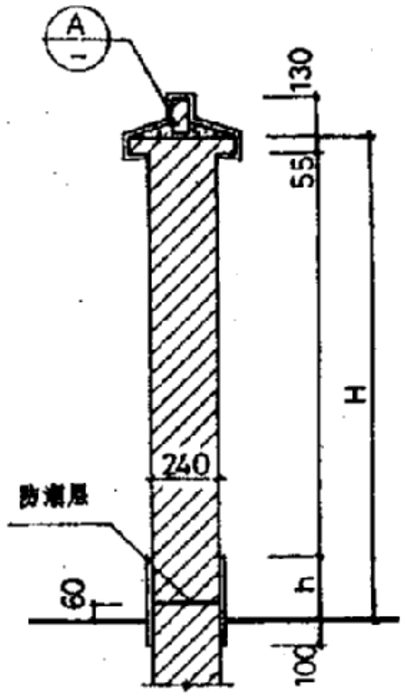

1—1

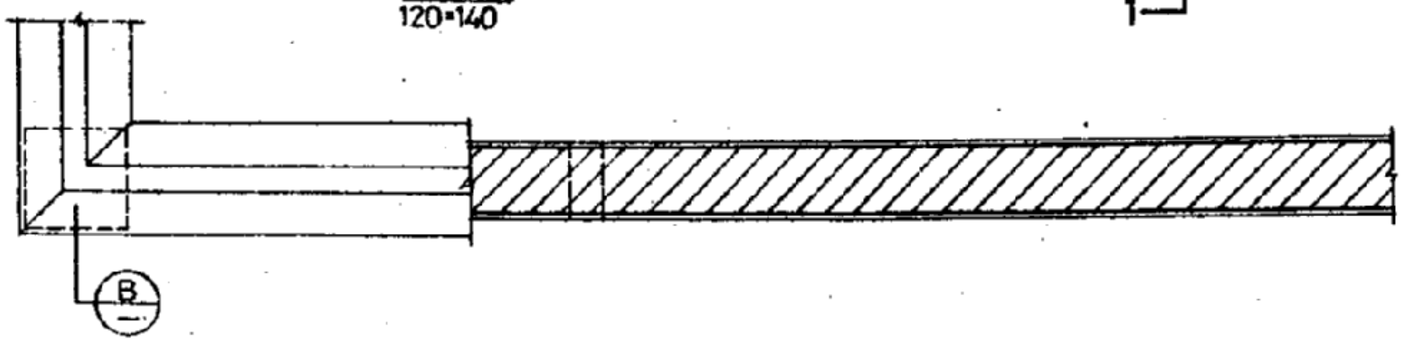

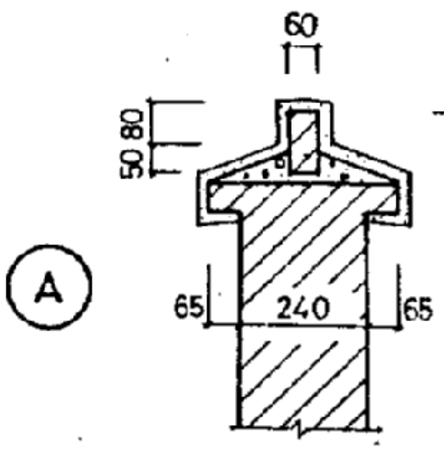

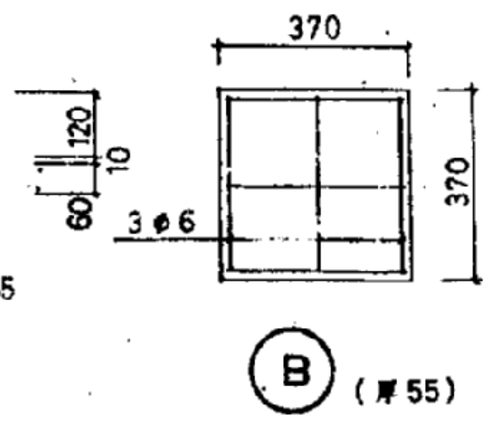

选用表

编号	H	h	砂浆标号
①	1800	240	M2.5
②	2100	300	M2.5
③	2400	300	M5.0

注：

勒脚及墙面为水泥砂浆粉刷，分格缝@1000～1500；墙身为清水墙。改混水墙时为混合砂浆粉刷，分格@2000～3000。如加刷涂料及色彩由设计人定。

通用图 1995	砖围墙	编号	苏J9508
		页次	1

跟多资料加微信公众号jianzhu118

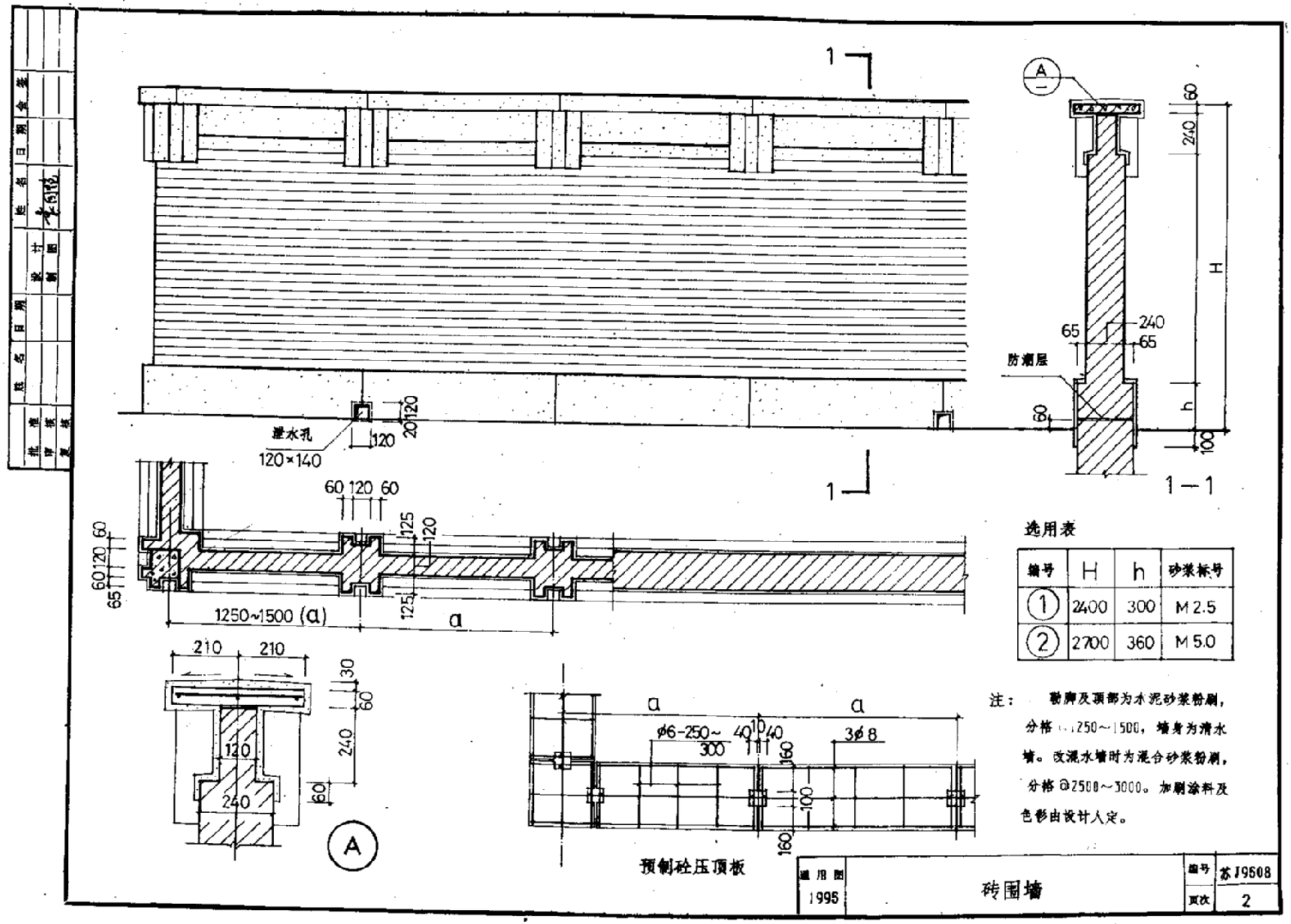

选用表

编号	H	h	砂浆标号
①	2400	300	M 2.5
②	2700	360	M 5.0

注：墙脚及顶部为水泥砂浆粉刷，分格 a 1250～1500，墙身为清水墙。改混水墙时为混合砂浆粉刷，分格 @2500～3000。加刷涂料及色彩由设计人定。

通用图 1995	砖围墙	编号	苏J9608
		页次	2

跟多资料加微信公众号jianzhu118

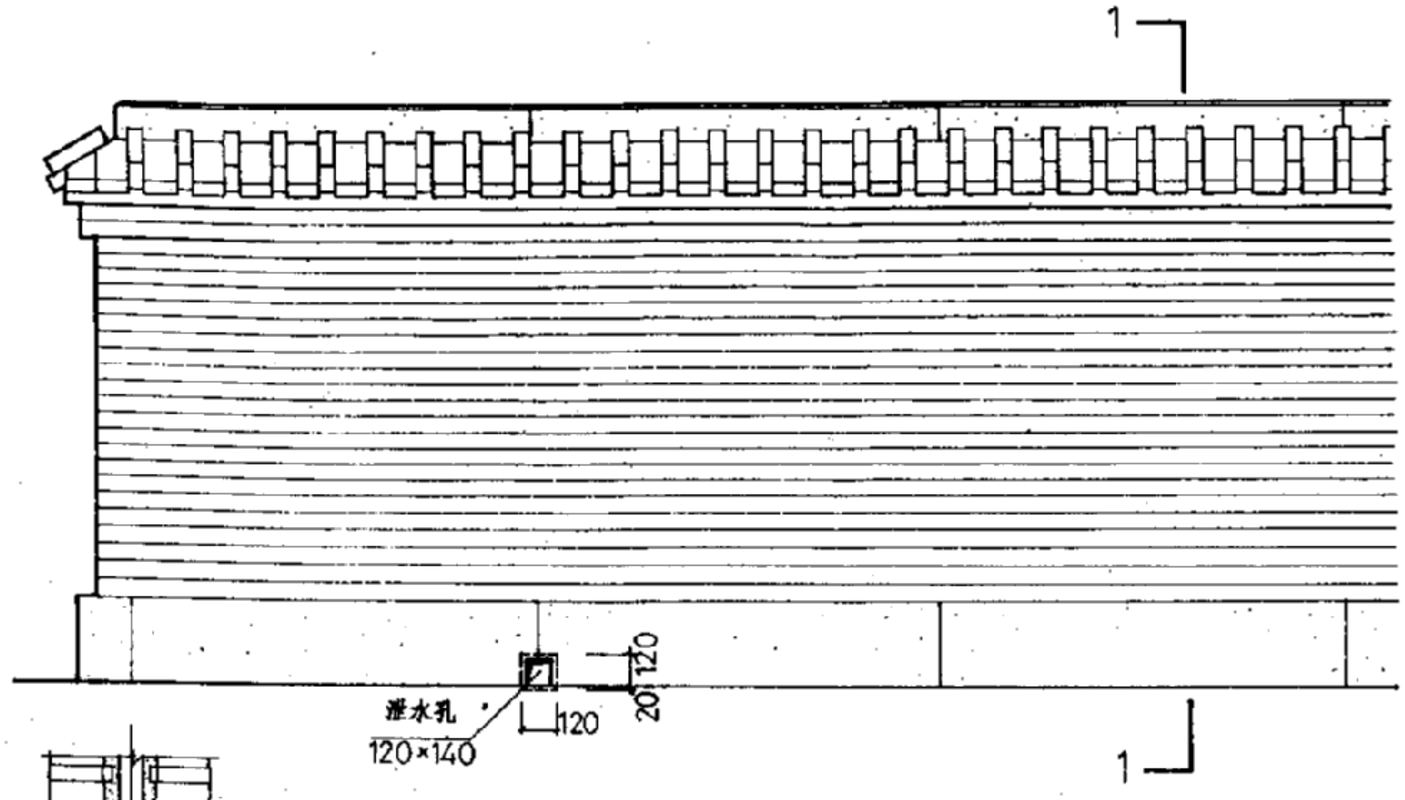

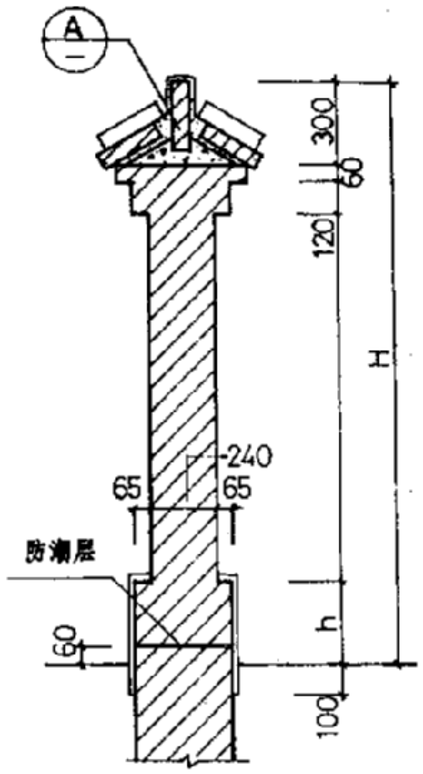

1—1

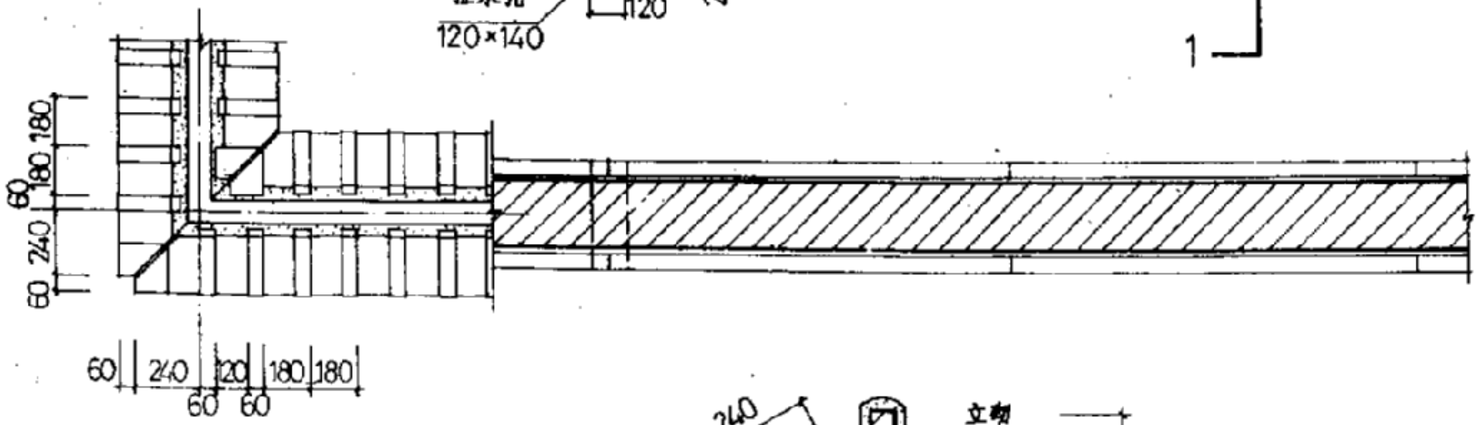

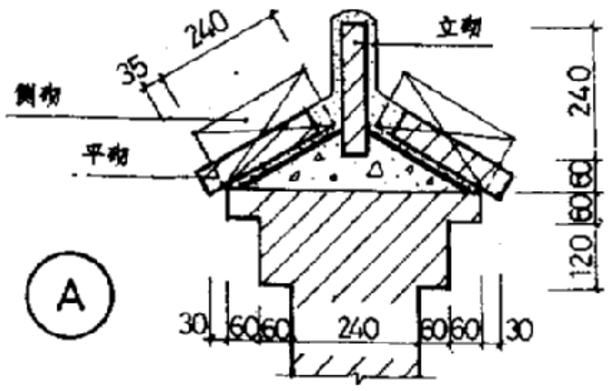

选用表

编号	H	h	砂浆标号
1	2400	300	M 2.5
2	2700	360	M 5.0

注：

勒脚及顶箸为水泥砂浆粉刷，分格 ⌀1000～1500。1:3水泥砂浆砌顶部砖并加浆勾缝。

通用图 1995	砖围墙	编号	苏J9508
		页次	3

跟多资料加微信公众号jianzhu118

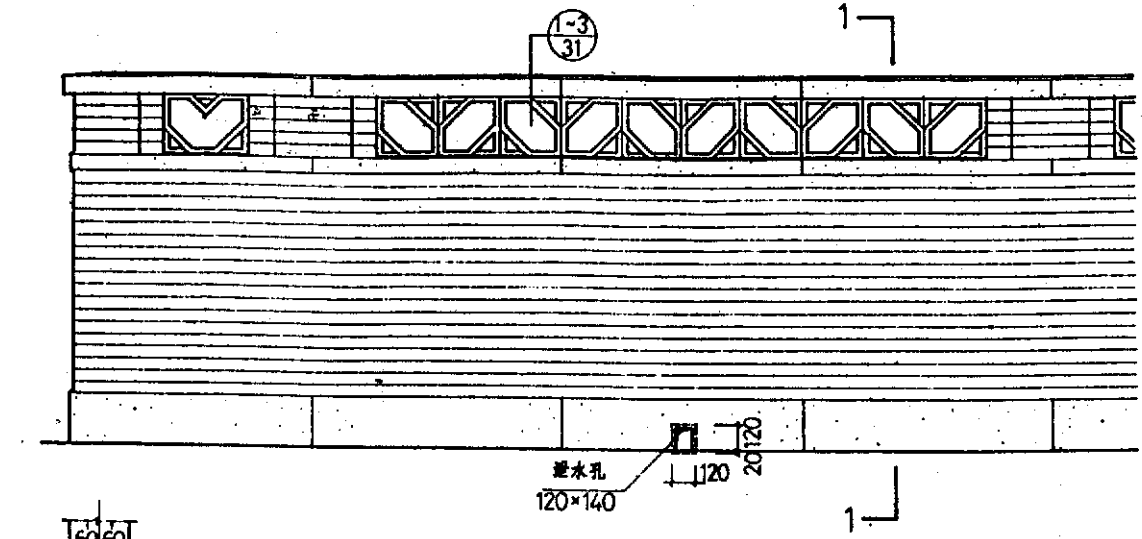

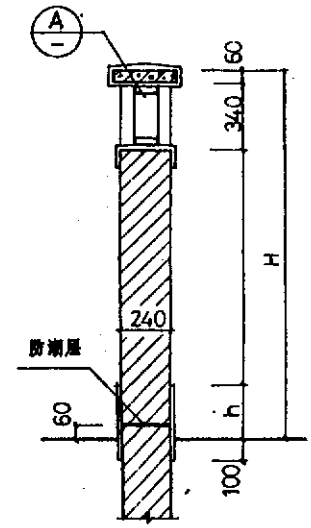

1—1

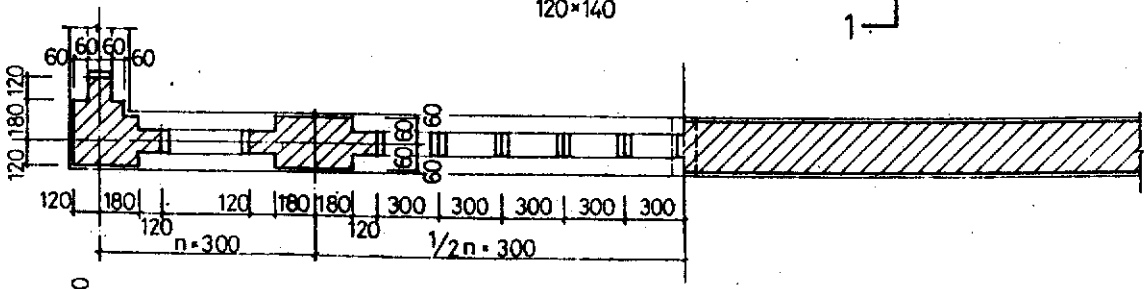

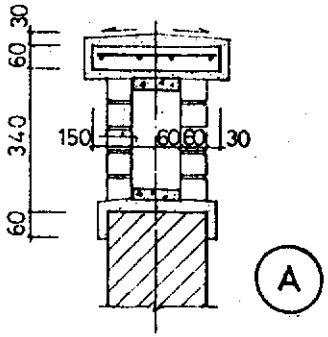

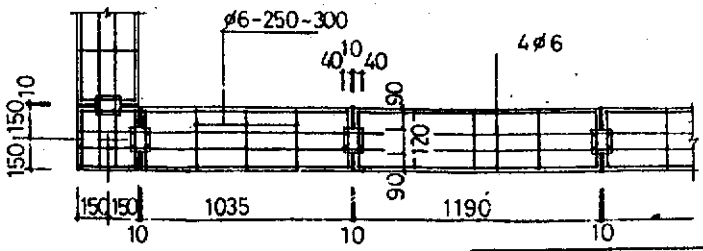

预制砼压顶板

选用表

编号	H	h	砂浆标号
1	1800	240	M 2.5
2	2100	300	M 2.5
3	2400	300	M 2.5

注：

勒脚及顶部为水刷石或斩假石由设计人定。分格 ø900～1200，n为偶数8.10.12。

适用期	砖围墙	编号	苏J9508
1995		页次	4

跟多资料加微信公众号jianzhu118

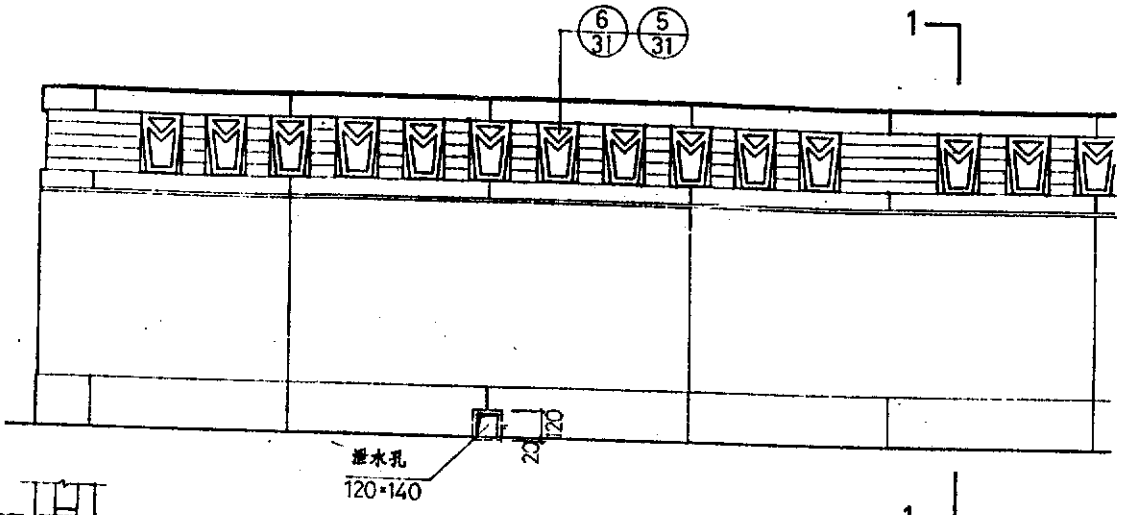

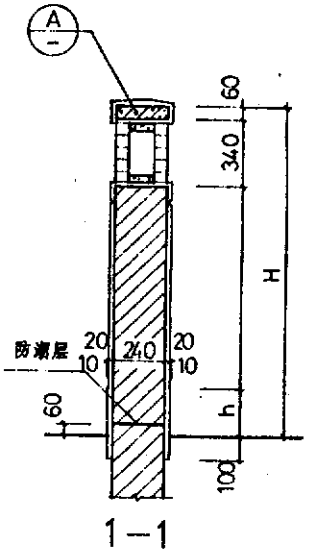

选用表

编号	H	h	砂浆标号
1	1800	240	M 2.5
2	2100	300	M 2.5
3	2400	300	M 5.0

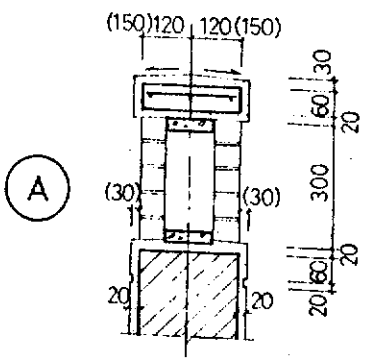

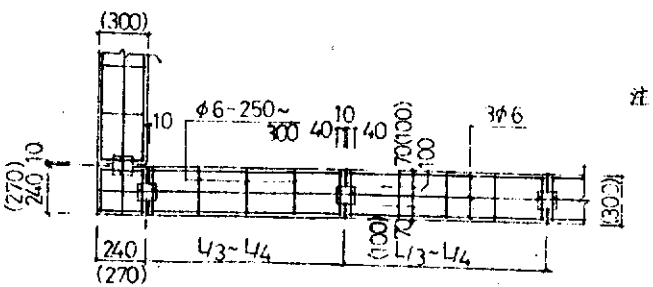

预制砼压顶板

注：

括号内数字示上部砖墙也做饰面层时。

单元（L）长度分三档。每单元花格数分别为9.10.11(8.9.10)可自行选定。饰面为水刷石或斩假石，由设计人定。分格如图示。

通用图 1995	砖围墙	编号	苏J9508
		页次	5

跟多资料加微信公众号jianzhu118

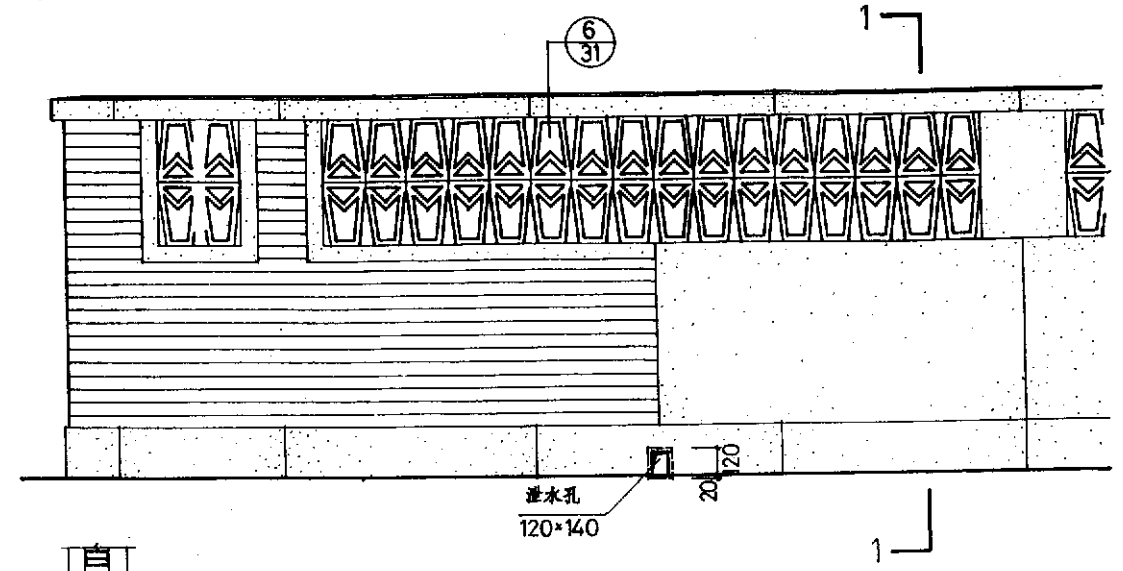

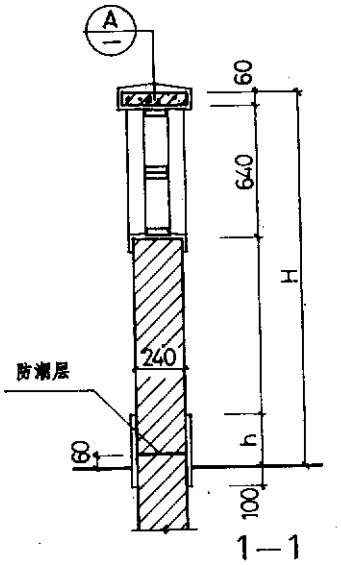

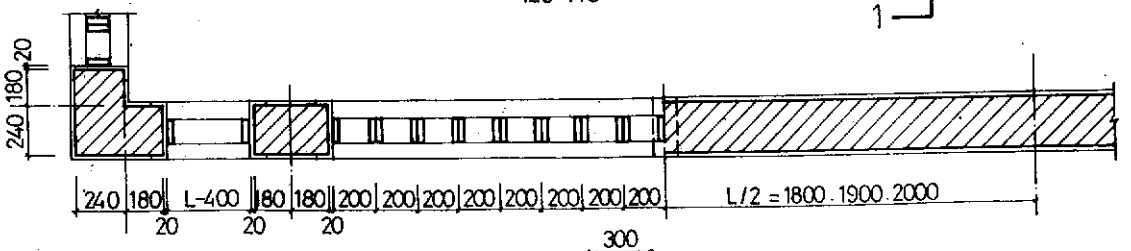

选用表

编号	H	h	砂浆标号
1	1800	240	上部砖墙 M 5.0
2	2100	240	下部 M 2.5
3	2400	300	

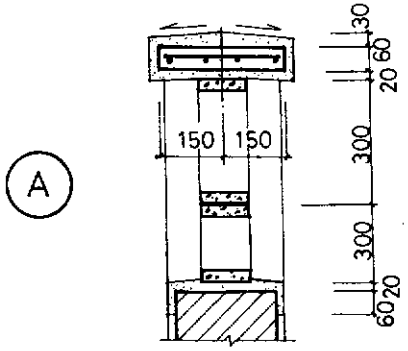

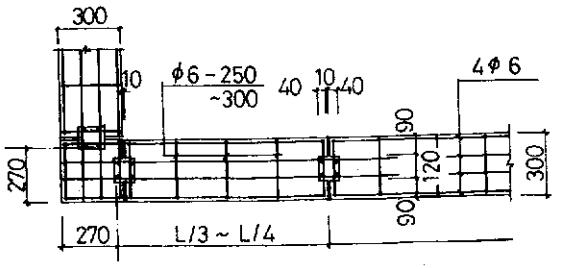

预制砼压顶板

注：

水泥砂浆局部抹面分格如图示。改全混水时做水刷石或斩假石由设计人定。

通用图 1995	砖围墙	编号	苏J9508
		页次	6

跟多资料加微信公众号jianzhu118

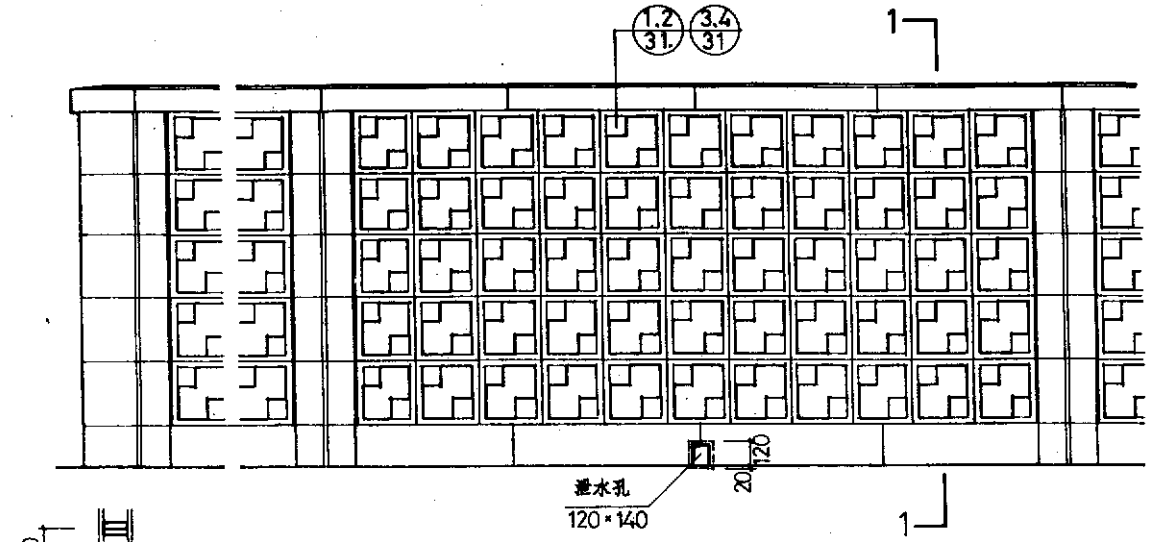

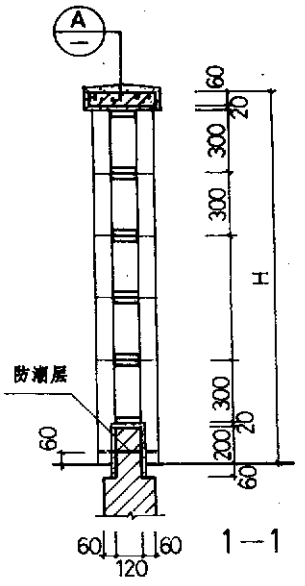

选用表

编号	H	砂浆标号
1	1800	M 5.0
2	2100	M 5.0

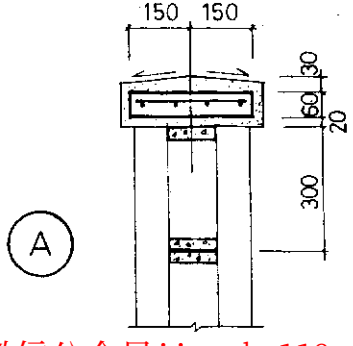

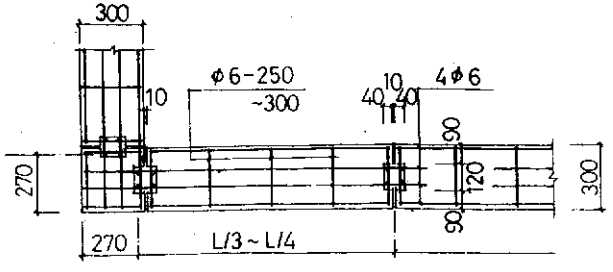

预制砼压顶板

注：

饰面为斩假石或贴面砖，由设计人定。砼花格联结详31页A、B。

通用图 1995	砖围墙	编号	苏J9508
		页次	7

姓名	日期	会签
设计	制图	
校核	审核	复核

跟多资料加微信公众号jianzhu118

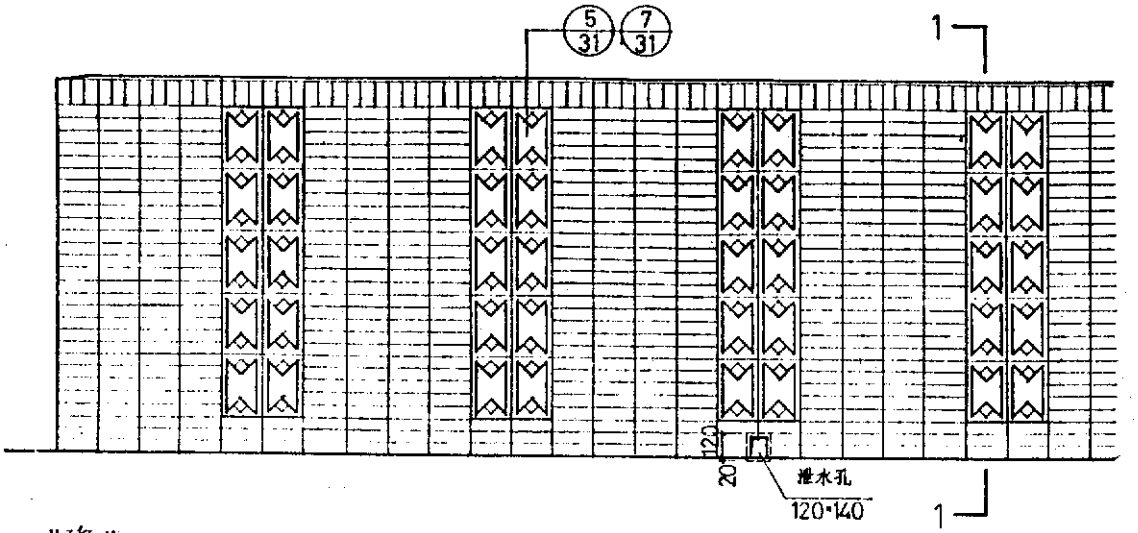

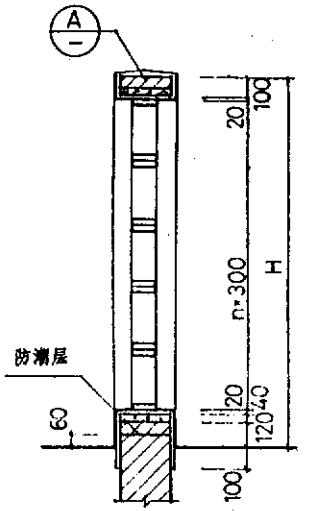

1－1

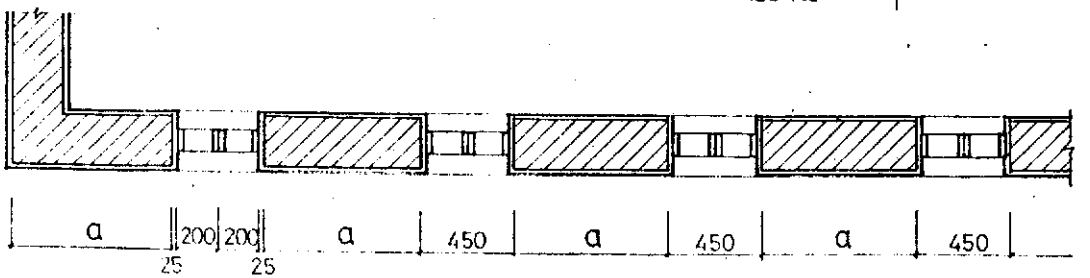

选用表

编号	H	a	砂浆标号
1	1800	750	M2.5
2	2100	750	M2.5
3	2400	950	M5.0

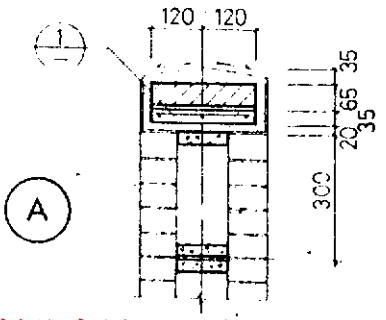

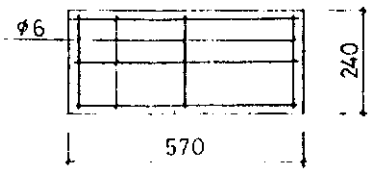

1（厚35）

注：

饰面为墙面砖，颜色由设计人定。砼花格联结详31页A、B。

通用图 1995	砖围墙	编号	苏J9608
		页次	8

跟多资料加微信公众号jianzhu118

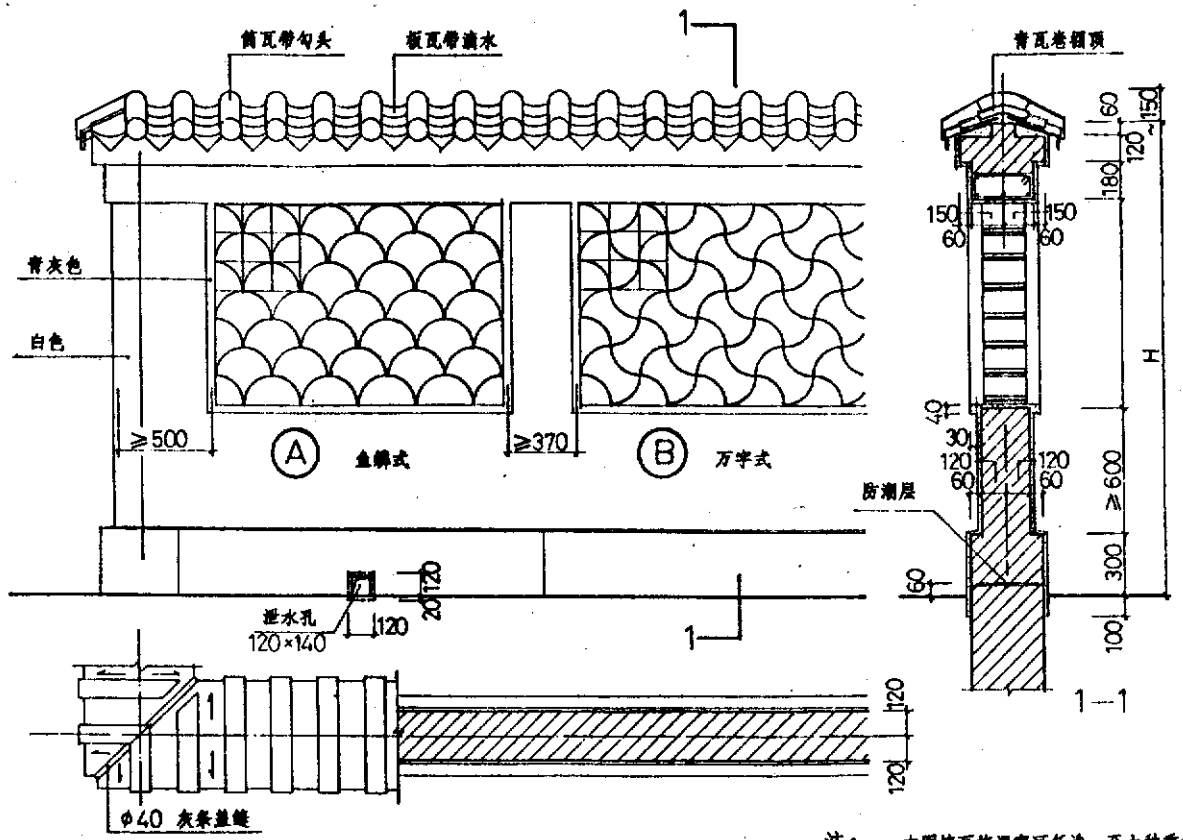

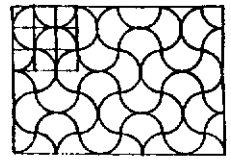

C 波纹式

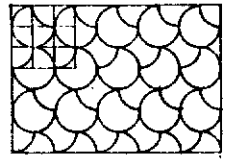

D 破月式

选用表

编号	H
1	2400
2	2700

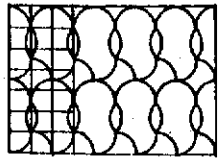

E 歇叶式

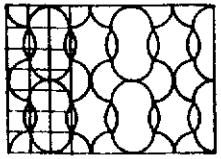

F 海棠式

注： 本围墙瓦格漏窗可任选一至六种重复或循环使用。围墙砌筑砂浆为M5混合砂浆。小青瓦及瓦格漏窗用水泥石灰麻刀砂浆铺砌。小青瓦宜用较小的10号或3号筒板瓦，漏窗均用1/4圆弧的板瓦砌就。窗口尺寸其抹灰后的净尺寸应与板瓦宽度配合。本图六种花样的方格网单位尺寸，当采用10号板瓦时约为95×95，3号板瓦时约为145×145。窗过梁为C20砼预制，横截面300×120（宽×高），配5φ8+φ4-200。（l_c≤1800）。过梁支座长度≥180。

通用图 1995	砖围墙	编号	苏J9508
		页次	9

跟多资料加微信公众号jianzhu118

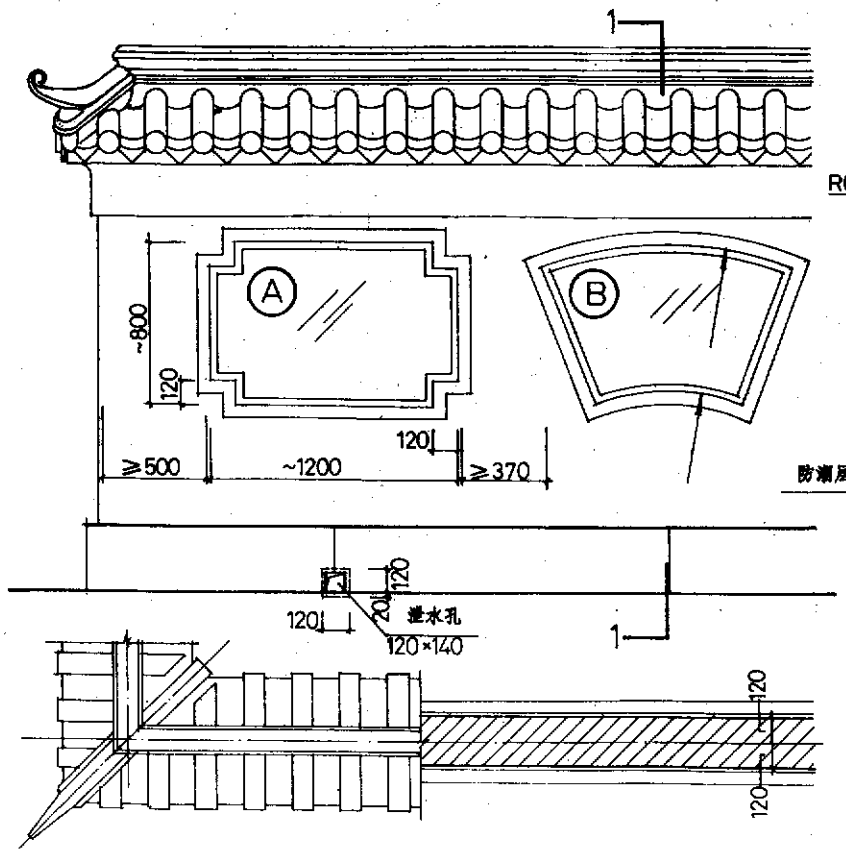

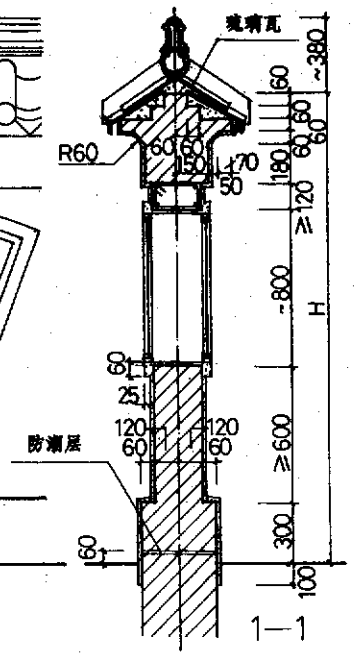

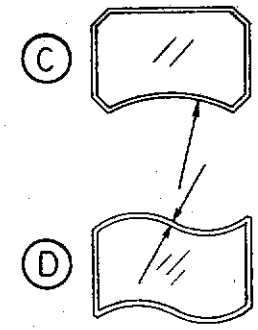

选用表

编号	H
1	2400
2	2700

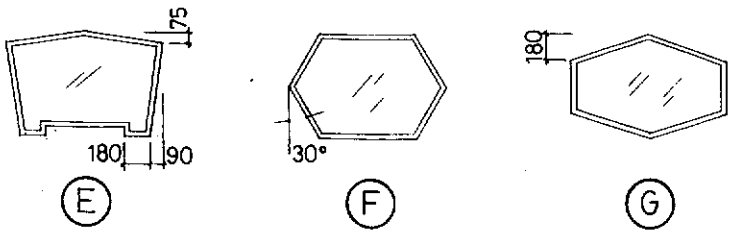

注：

本围墙什锦窗七种可任选若干种循环使用。安装38系列铝合金固定窗框或木框，装8厚有机玻璃（PMMA）或硬质PVC透明板，单层或双层内设电灯成灯窗，也可不安窗仅留洞，由设计人定。围墙砌筑砂浆M5.0混合砂浆。琉璃瓦宜用小号尺寸（八样或九样）水泥石灰麻刀砂浆铺砌。琉璃颜色、围墙饰面及色彩由设计人定。窗过梁宜为C15砼通长现浇，宽240，高≤120，配4φ10+φ4-200。

通用图 1995	砖围墙	编号	苏J9508
		页次	10

跟多资料加微信公众号jianzhu118

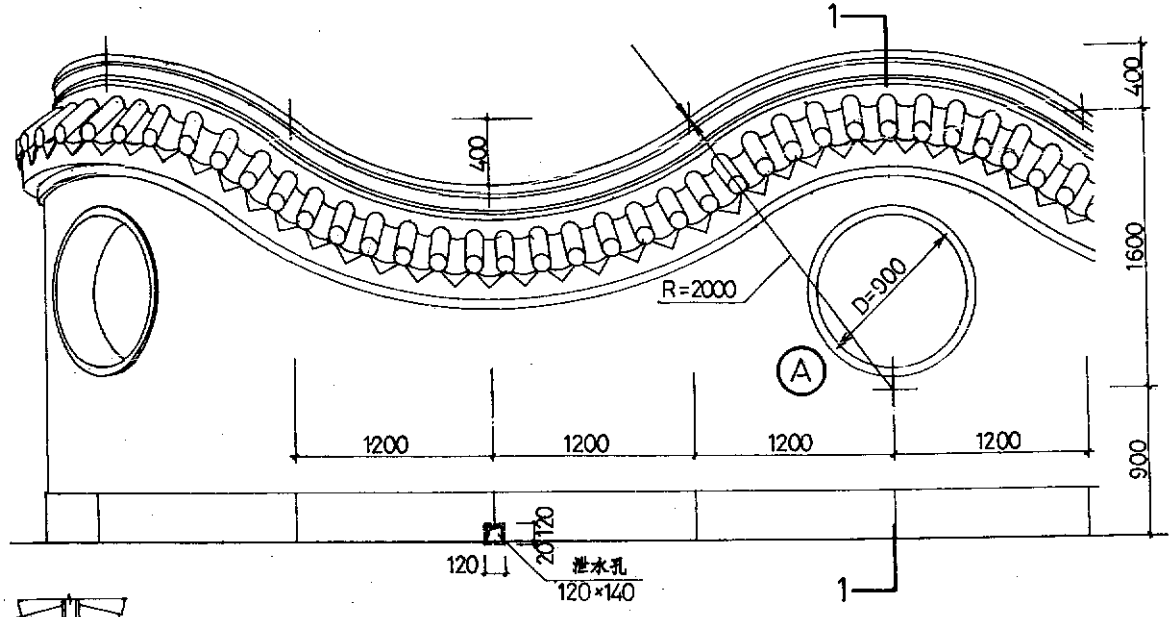

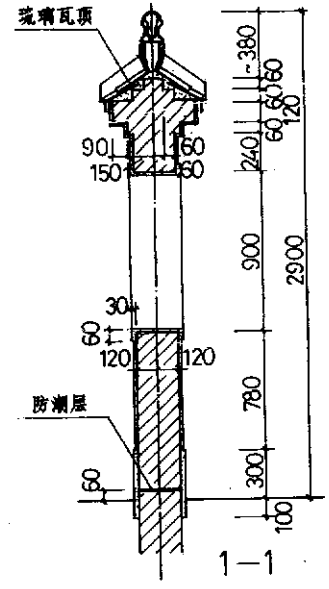

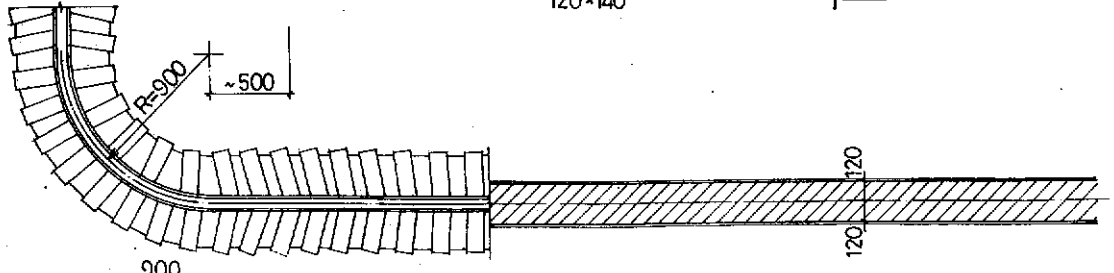

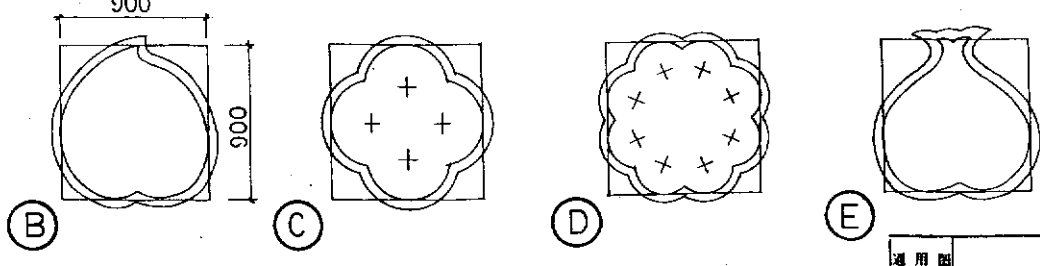

注：

本围墙洞窗五种，可任选一种或若干种重复或循环使用。也可不留。琉璃瓦宜用小号尺寸（八样、九样），也可采用10号或3号筒板瓦。琉璃瓦颜色及围墙饰面和色彩等均由设计人定。围墙用M2.5混合砂浆，(砖拱M5) 瓦顶用水泥石灰麻刀砂浆砌。

通用图 1995	砖围墙	编号	苏J9608
		页次	11

跟多资料加微信公众号jianzhu118

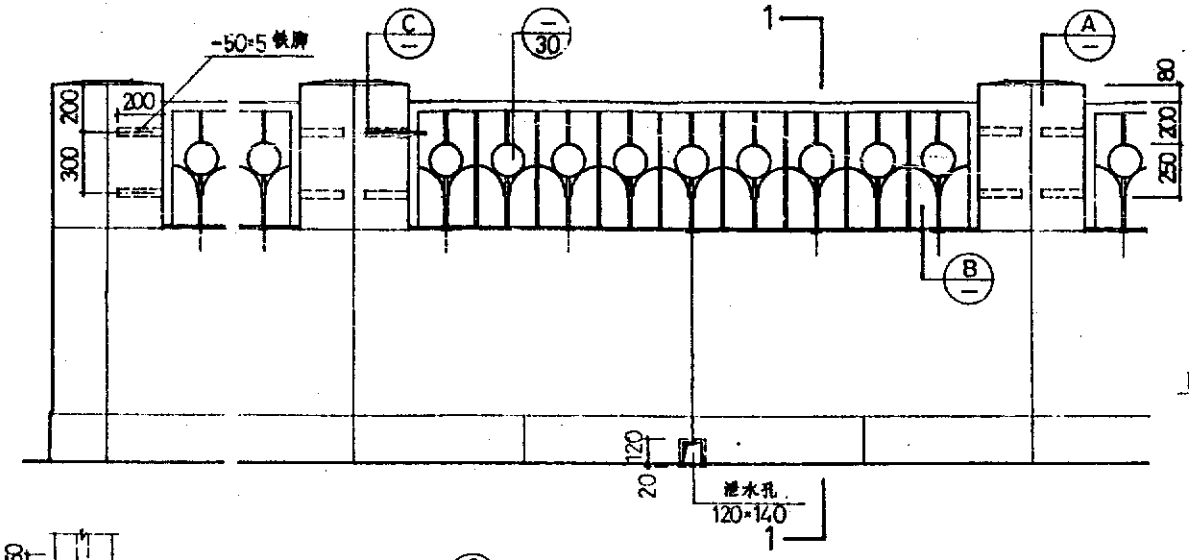

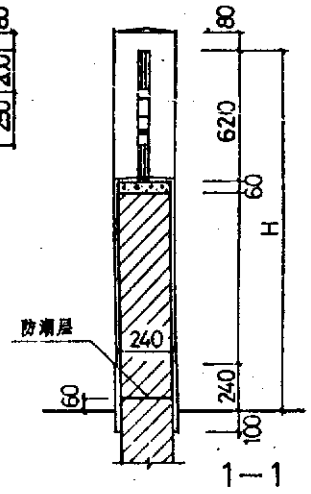

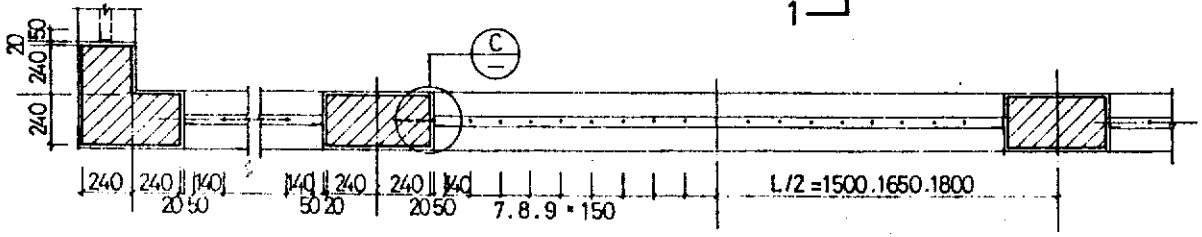

选用表

编号	H	砂浆标号
1	1800	上部砖墙 M 5.0
2	2100	下部 M 2.5

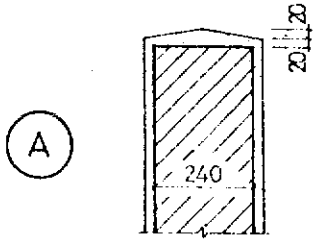

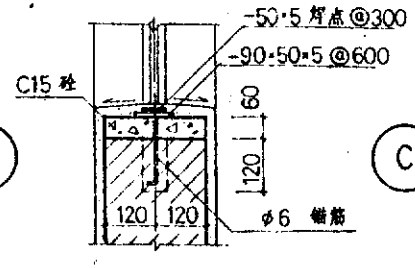

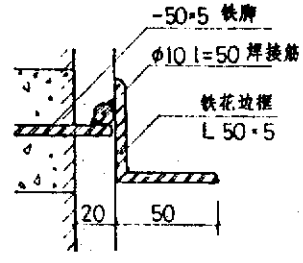

注：

混水墙饰面由设计人定。扁钢铁牌应予留孔洞以C15细石砼埋牢，不得后敲后凿。

通用图 1995	铁栅围墙	编号	苏J9508
		页次	12

跟多资料加微信公众号jianzhu118

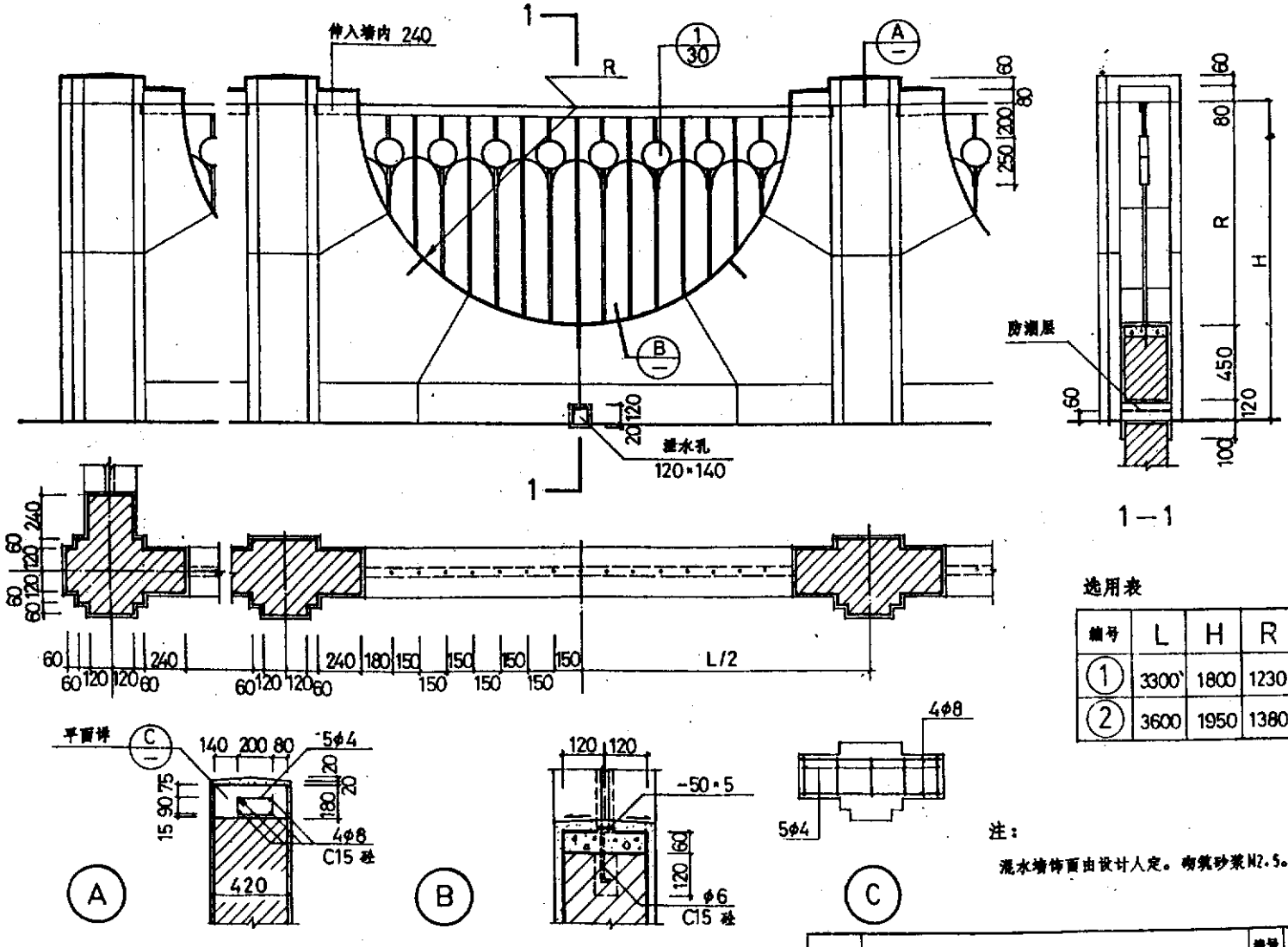

选用表

编号	L	H	R
1	3300	1800	1230
2	3600	1950	1380

注：

混水墙饰面由设计人定。砌筑砂浆M2.5。

通用图 1995	铁栅围墙	编号	苏J9508
		页次	13

跟多资料加微信公众号jianzhu118

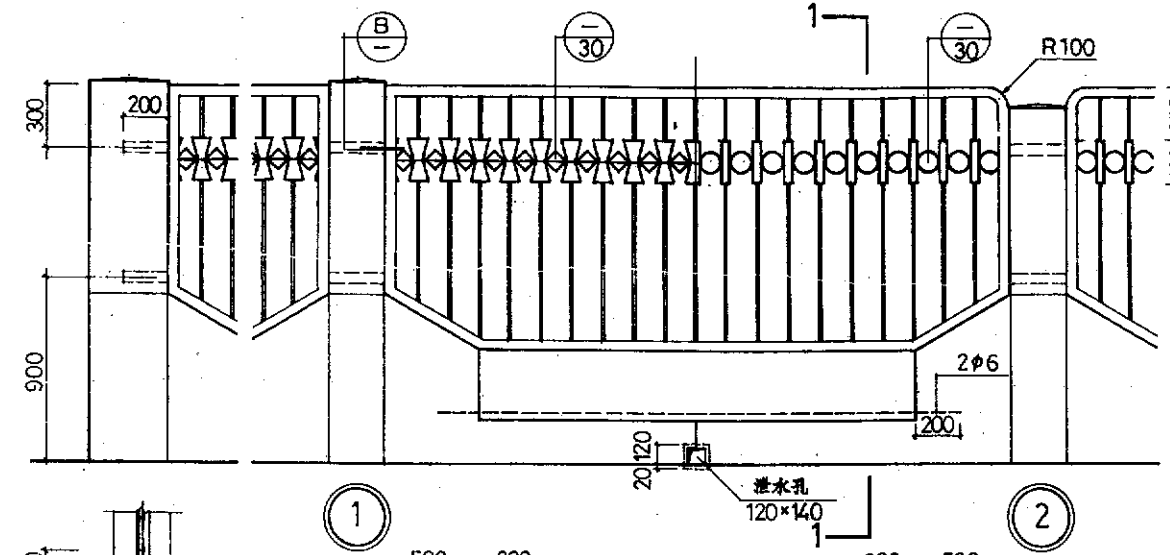

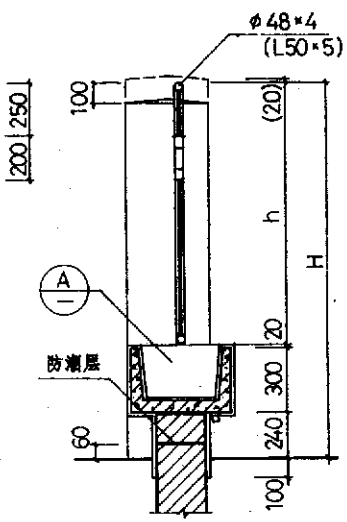

1—1

选用表

编号	L	H	h
1a 2a	3300	1800	1240
1b 2b	3600	2000	1440

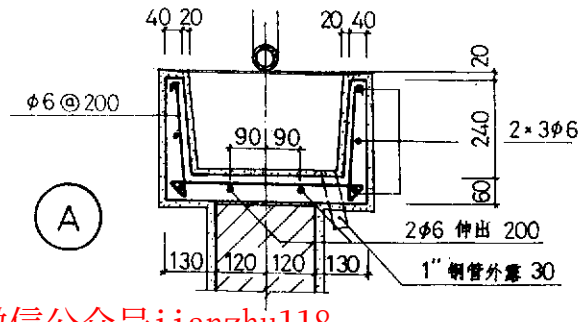

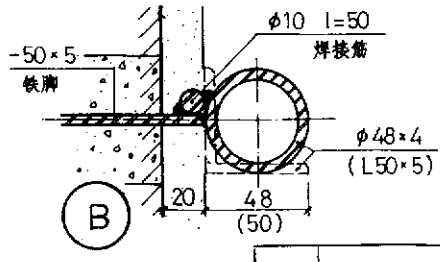

注：混水墙饰面由设计人定。扁钢铁脚应予留孔洞以C15细石砼埋牢，不得后敲后凿。花池内表面1:3水泥砂浆抹面15厚。砌筑砂浆：上部M5，下部M2.5。1× 示选左半立面，2× 选右半立面（带圆弧）。

通用图 1995	铁栅围墙	编号	苏J9508
		页次	14

跟多资料加微信公众号jianzhu118

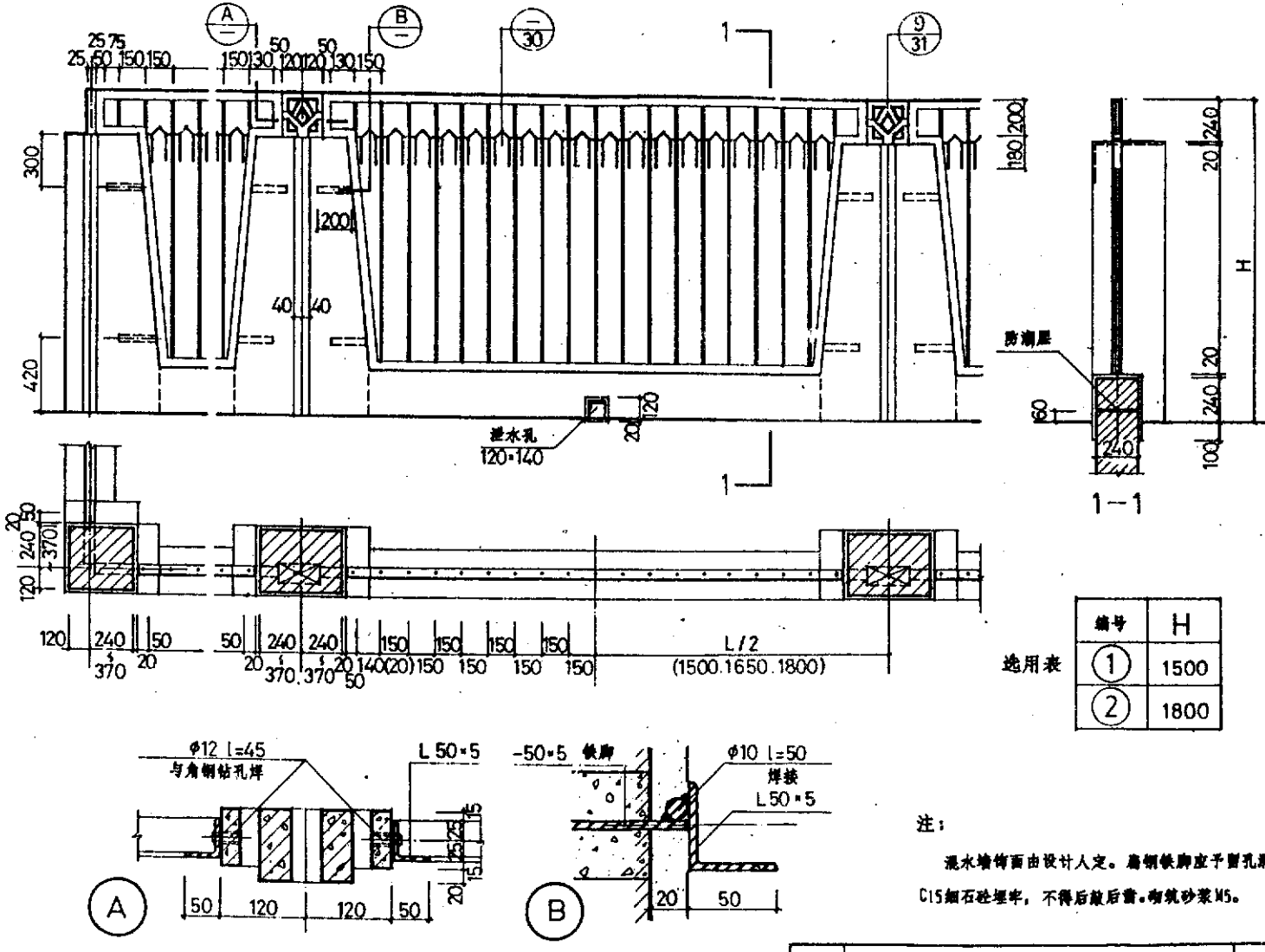

注：

混水墙饰面由设计人定。扁钢铁脚应予留孔洞以C15细石砼埋牢，不得后敲后凿。砌筑砂浆M5。

编用图 1995	铁栅围墙	编号 苏J9508 页次 15

跟多资料加微信公众号jianzhu118

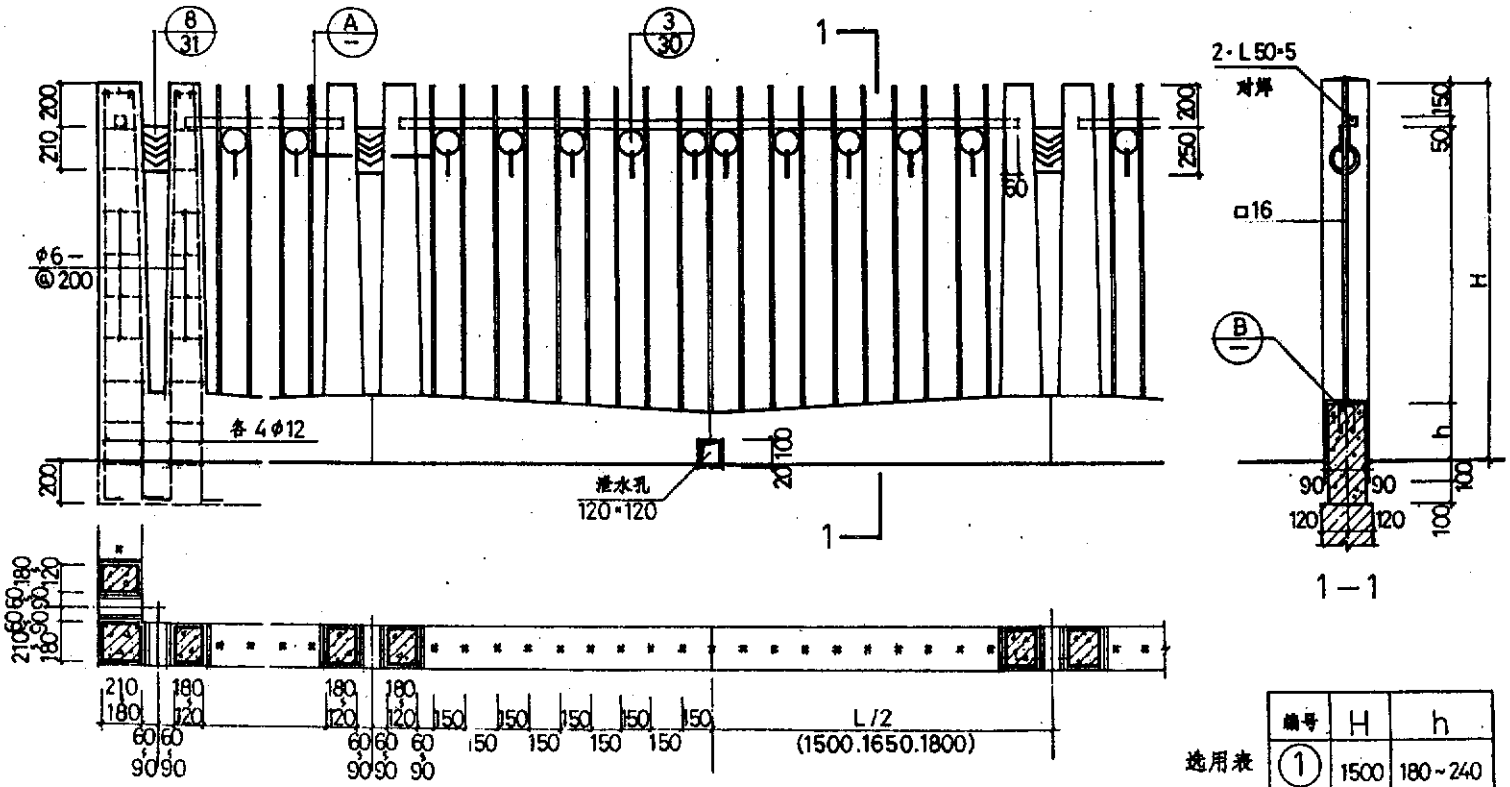

选用表

编号	H	h
1	1500	180~240
2	1800	240~300

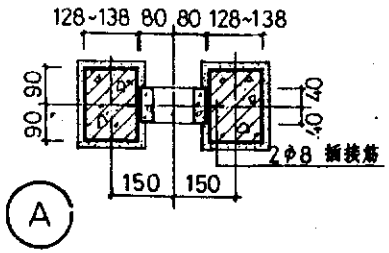

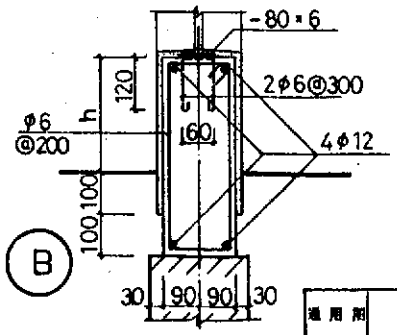

注：砼饰面由设计人定。

通用图 1995	铁栅围墙	编号 苏J9508
		页次 16

跟多资料加微信公众号jianzhu118

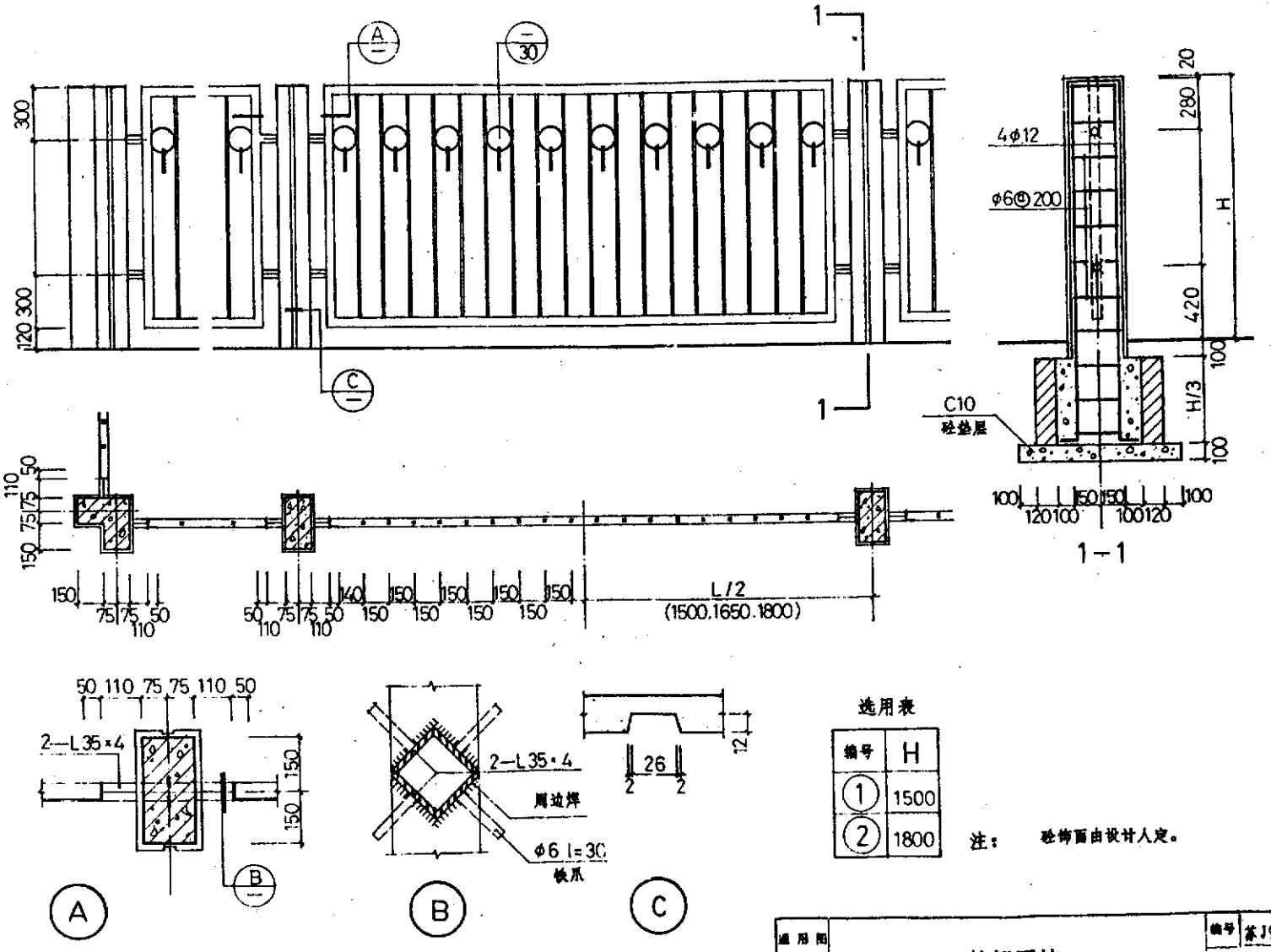

选用表

编号	H
1	1500
2	1800

注：砼饰面由设计人定。

通用图 1995	铁栅围墙	编号	苏J9508
		页次	17

跟多资料加微信公众号jianzhu118

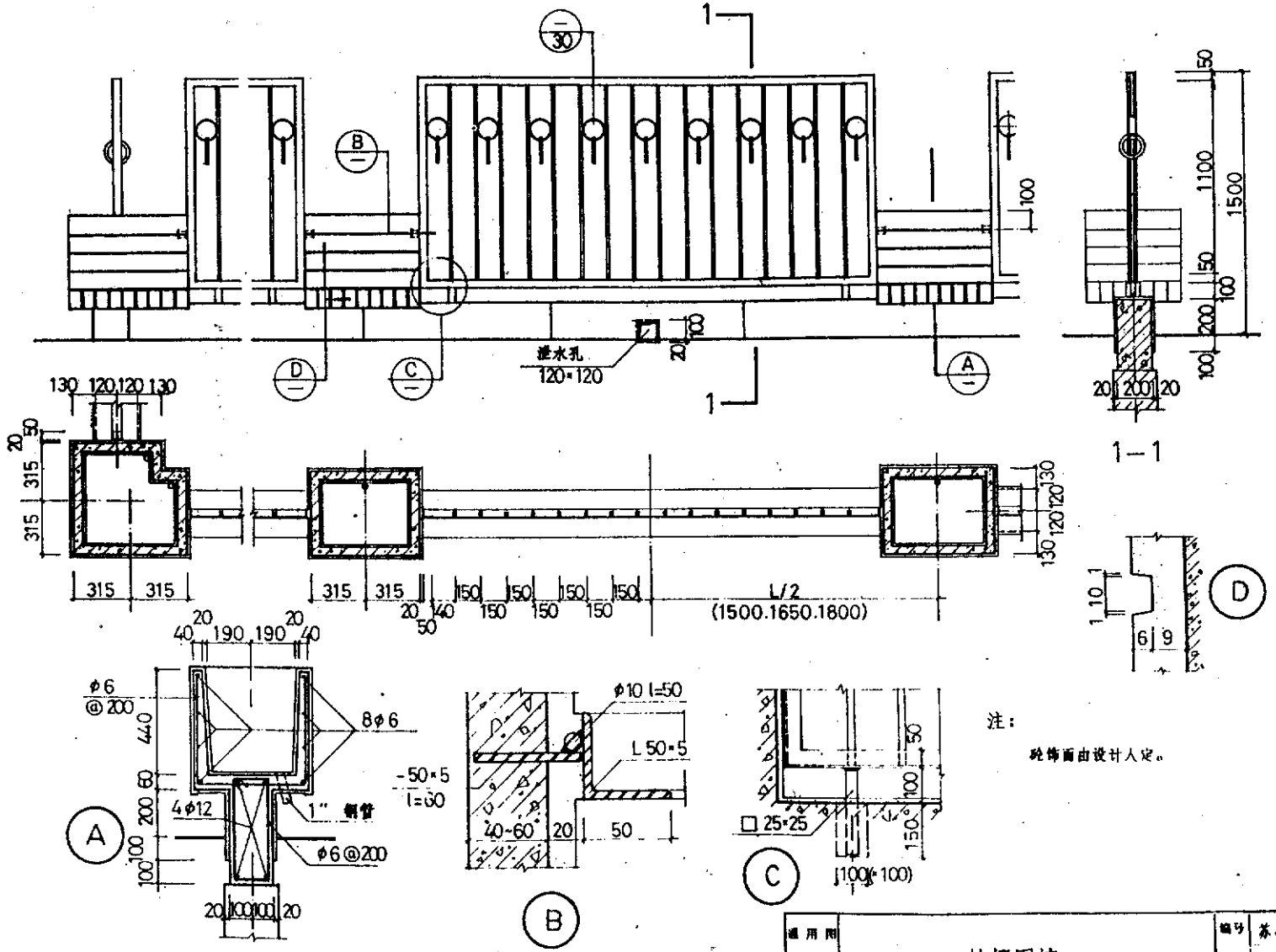

跟多资料加微信公众号jianzhu118

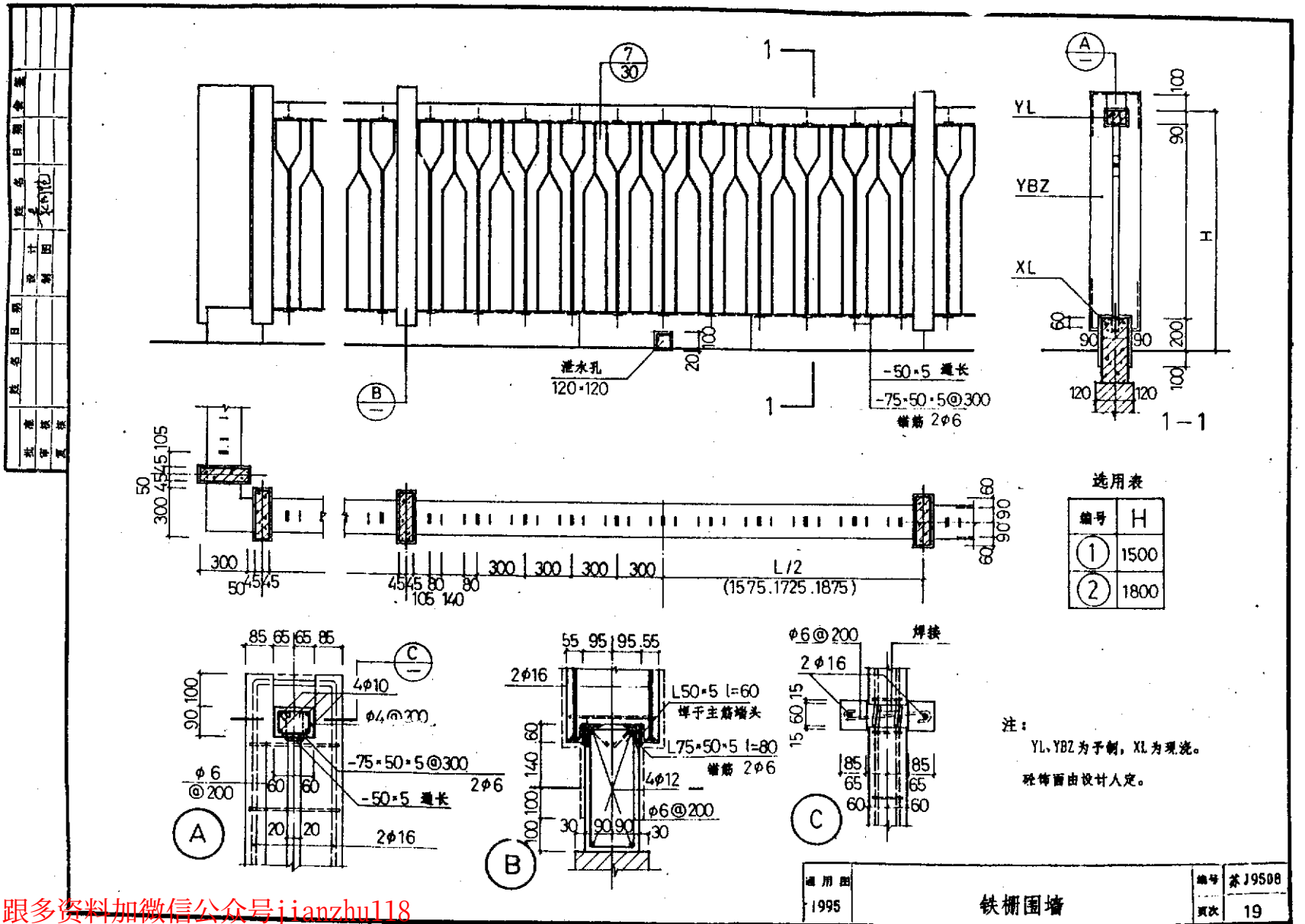

跟多资料加微信公众号jianzhu118

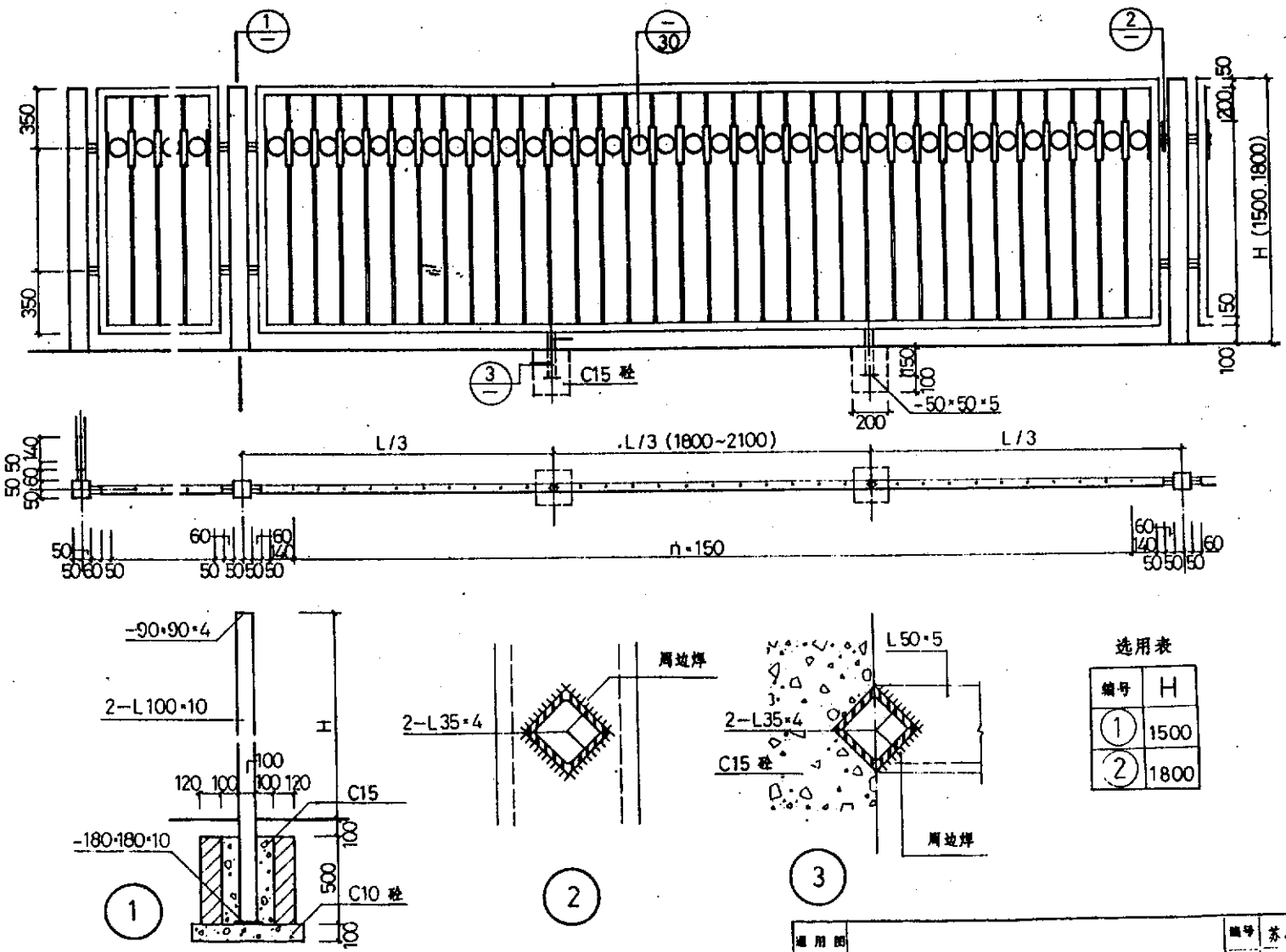

选用表

编号	H
1	1500
2	1800

通用图 1995	铁栅围墙	编号	苏J9508
		页次	20

跟多资料加微信公众号jianzhu118

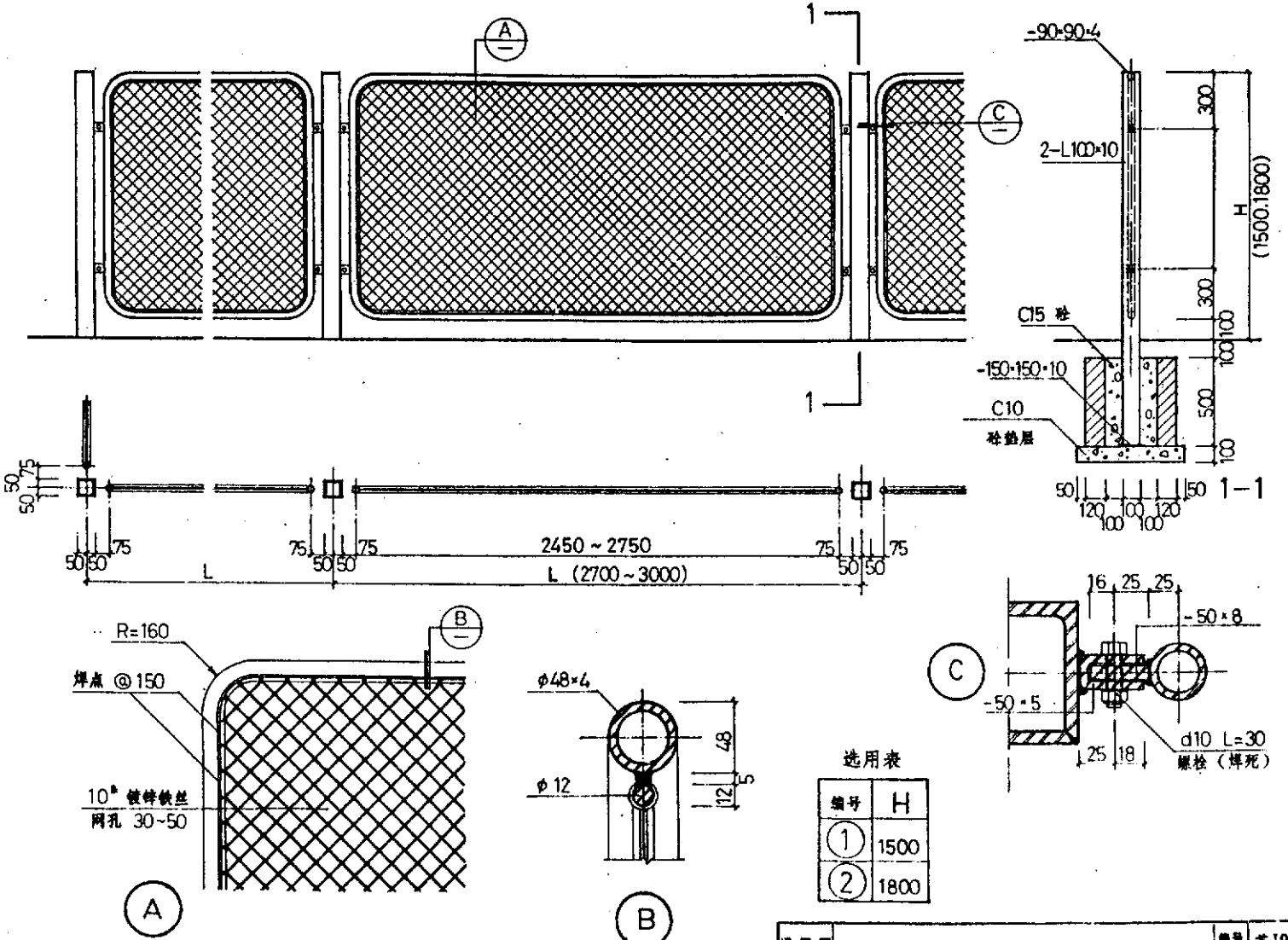

通用图 1996	钢丝网围墙	编号	苏J9508
		页次	21

跟多资料加微信公众号jianzhu118

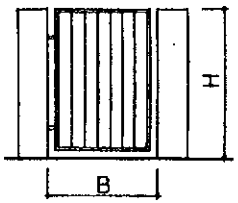

GDM 1-B×H

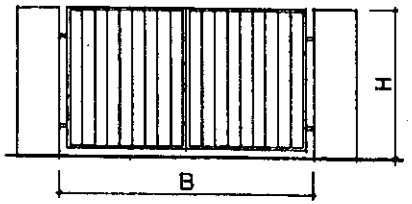

GDM 2-B×H

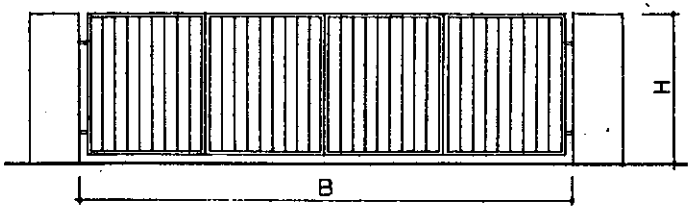

GDM 3-B×H

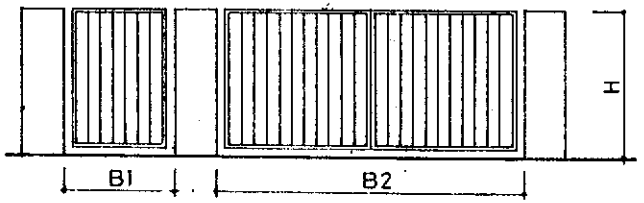

GDM 4-(B1+B2)×H

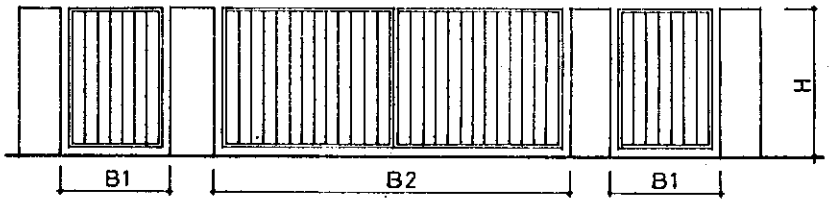

GDM 5-(B1+B2)×H

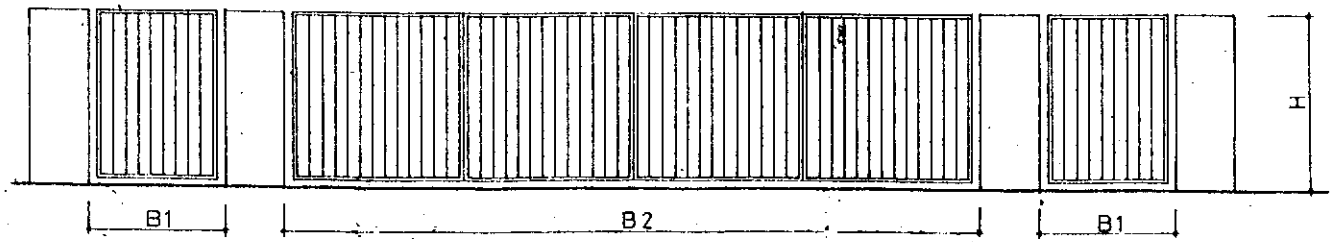

GDM 6-(B1+B2)×H

通用图 1995	钢大门编号法	编号	苏J9508
		页次	22

跟多资料加微信公众号jianzhu118

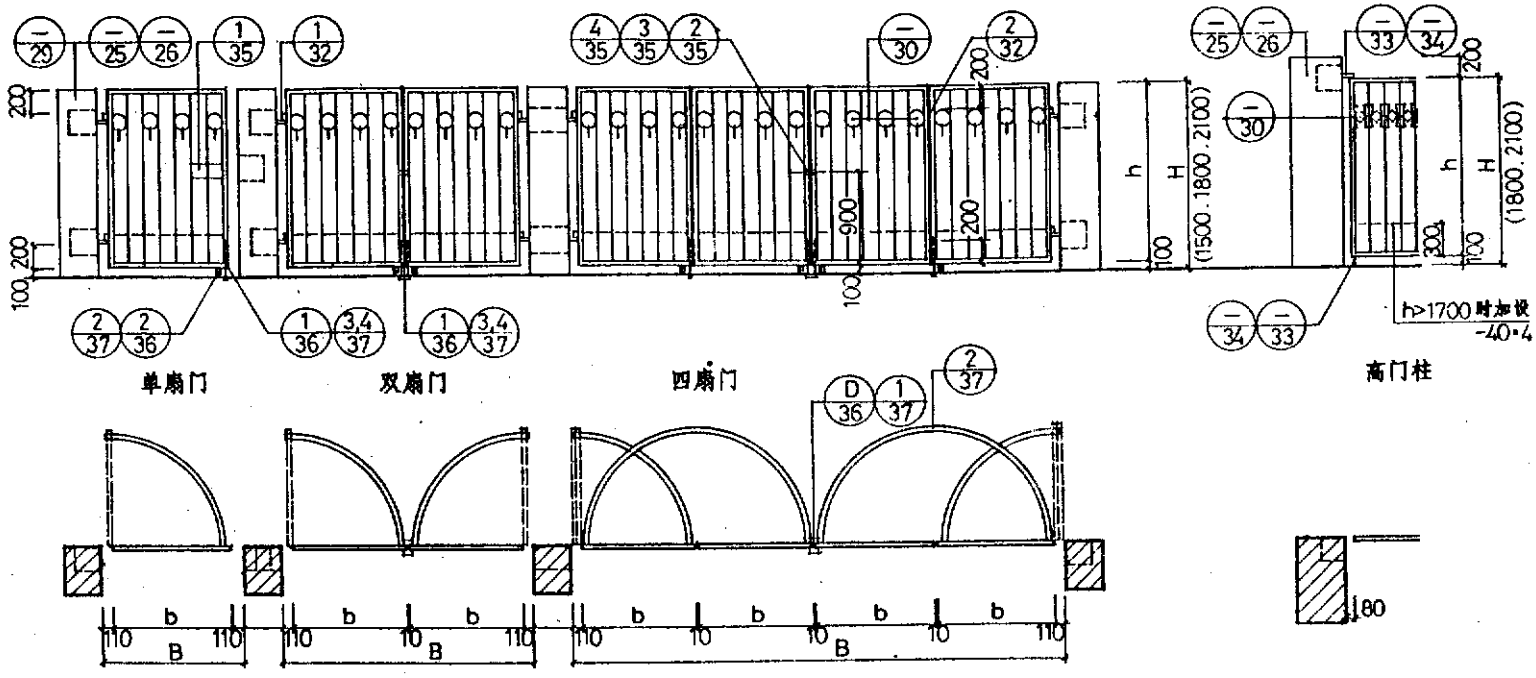

B/b 关系表　　(h=H-100)

门墩距 B / 门扇宽度 b	单扇门		双扇门		四扇门	
	平门柱	高门柱	平门柱	高门柱	平门柱	高门柱
1130	1350	1290	2490	2430	4770	4710
1430	1650	1590	3090	3030	5970	5910
1730	1950	1890	3690	3630	7170	7110
2030	2250	2190	4290	4230	8370	8310

注：

1. 门轴（门栓）予埋件须先埋入300×300×300(250×250×250)C20砼予制块中，然后砌入砖门柱设定位置内。
2. 地轮活动半径内的地面不得有坡度。b=1130之门扇可不设地轮及扁铁。
3. 索引方法：（示例）

大门采用苏J 9508　22页GDM6-(1590+7110)×2100。铁花6/30、立杆□16、框料2L45×4、高门柱5/25、门轴-/34、地轮2/37、地插销4/37、门扼1/37、门栓1/35、锁鼻3/35。

通用图 1995	钢大门选用索引图表	编号	苏J9508
		页次	23

跟多资料加微信公众号jianzhu118

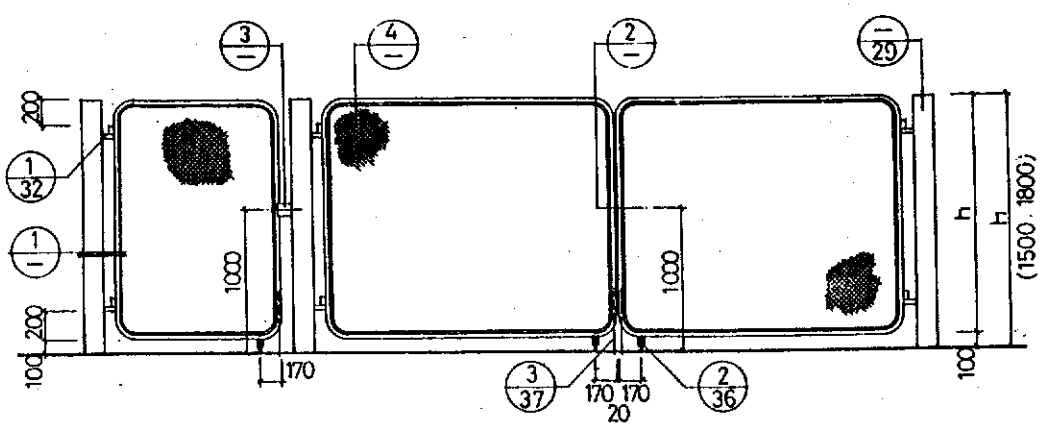

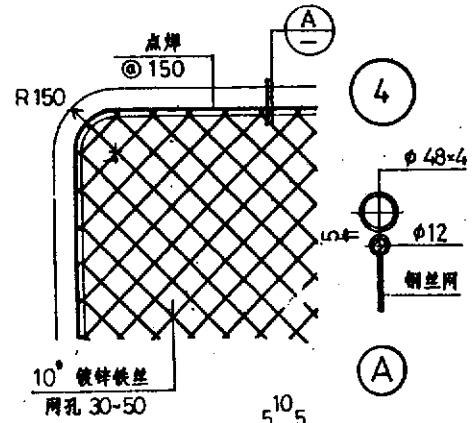

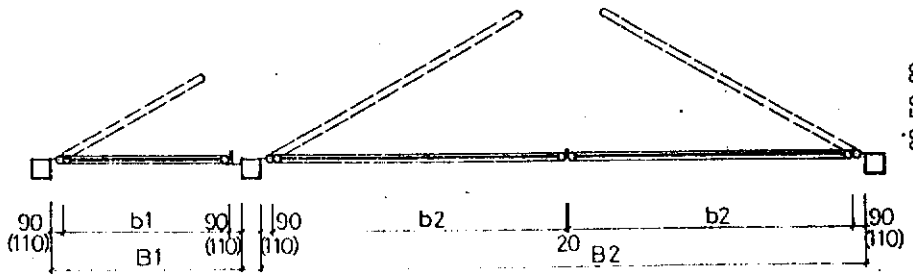

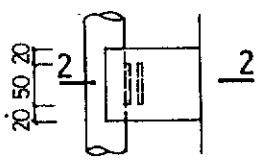

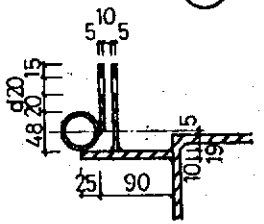

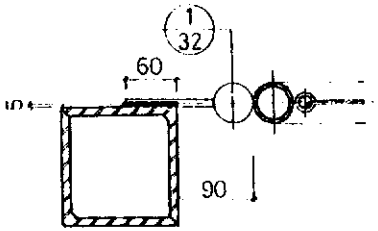

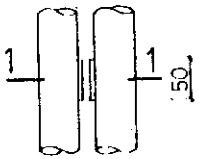

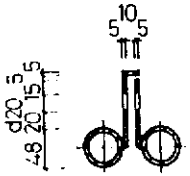

B/b 关系表 (h=H-100)

门柱净距 B / 门扇宽度 b	单扇门	双扇门
1200	1380 (1420)	2600 (2640)
1500	1680 (1720)	3200 (3240)
1800	1980 (2020)	3800 (3840)
2100		4400 (4440)

注：

1. 括号内数字示砖或砼门柱有饰面层时。其门轴、门拉等予埋件做法详23页注(1)。
2. 地轮活动半径内地面不得有坡度。b＝1200门扇可不做地轮及眉铁。
3. 索引示例：苏J 9508 24页 (1380+2600)×1800，钢门柱D/29。

通用图 1995	钢丝网门	编号	苏J9508
		页次	24

跟多资料加微信公众号jianzhu118

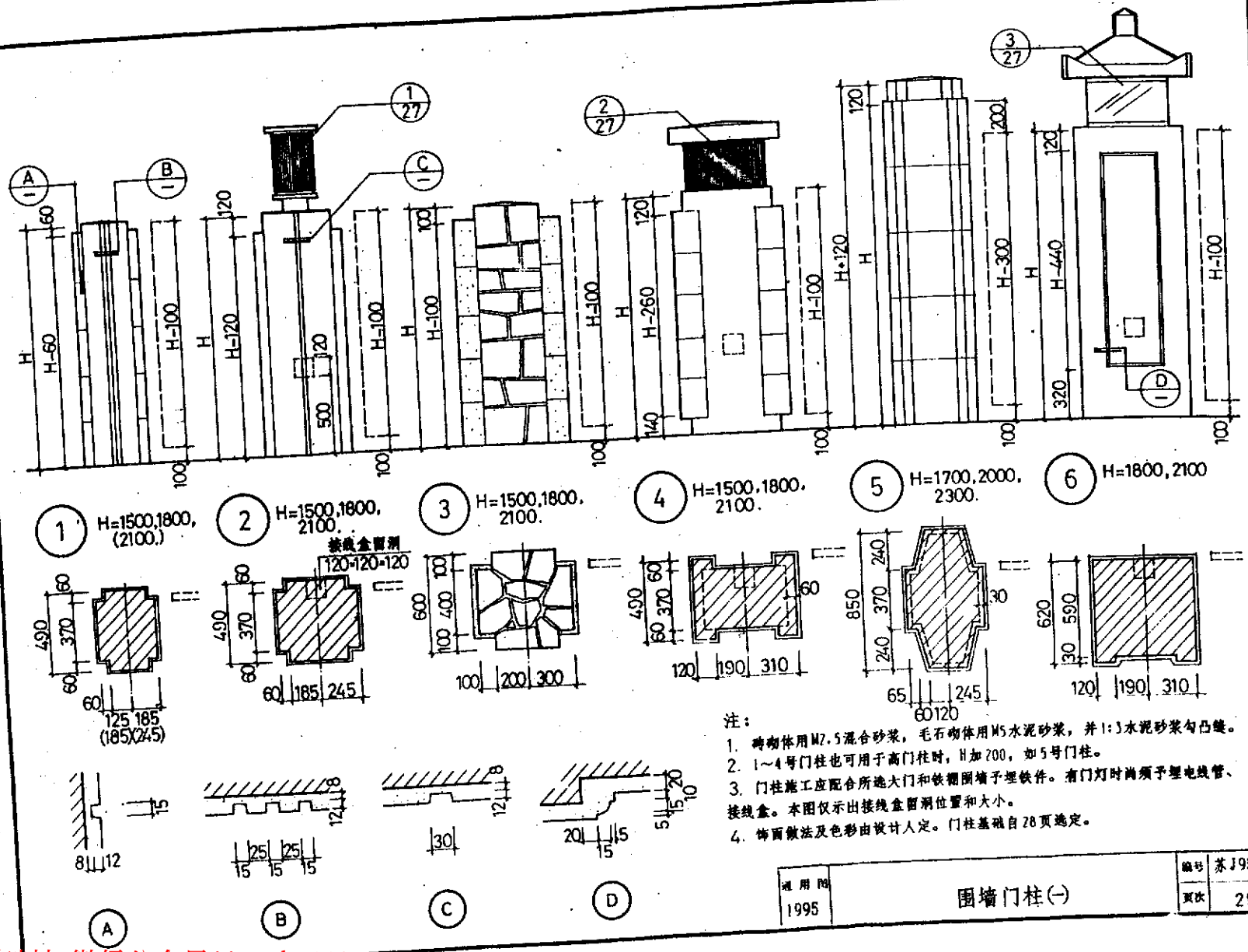

注：

1. 砌砌体用M7.5混合砂浆，毛石砌体用M5水泥砂浆，并1:3水泥砂浆勾凸缝。
2. 1～4号门柱也可用于高门柱时，H加200，如5号门柱。
3. 门柱施工应配合所选大门和铁栅围墙予埋铁件。有门灯时尚须予埋电线管、接线盒。本图仅示出接线盒留洞位置和大小。
4. 饰面做法及色彩由设计人定。门柱基础自28页选定。

通用图 1995	围墙门柱(一)	编号 苏J9508
		页次 25

跟多资料加微信公众号jianzhu118

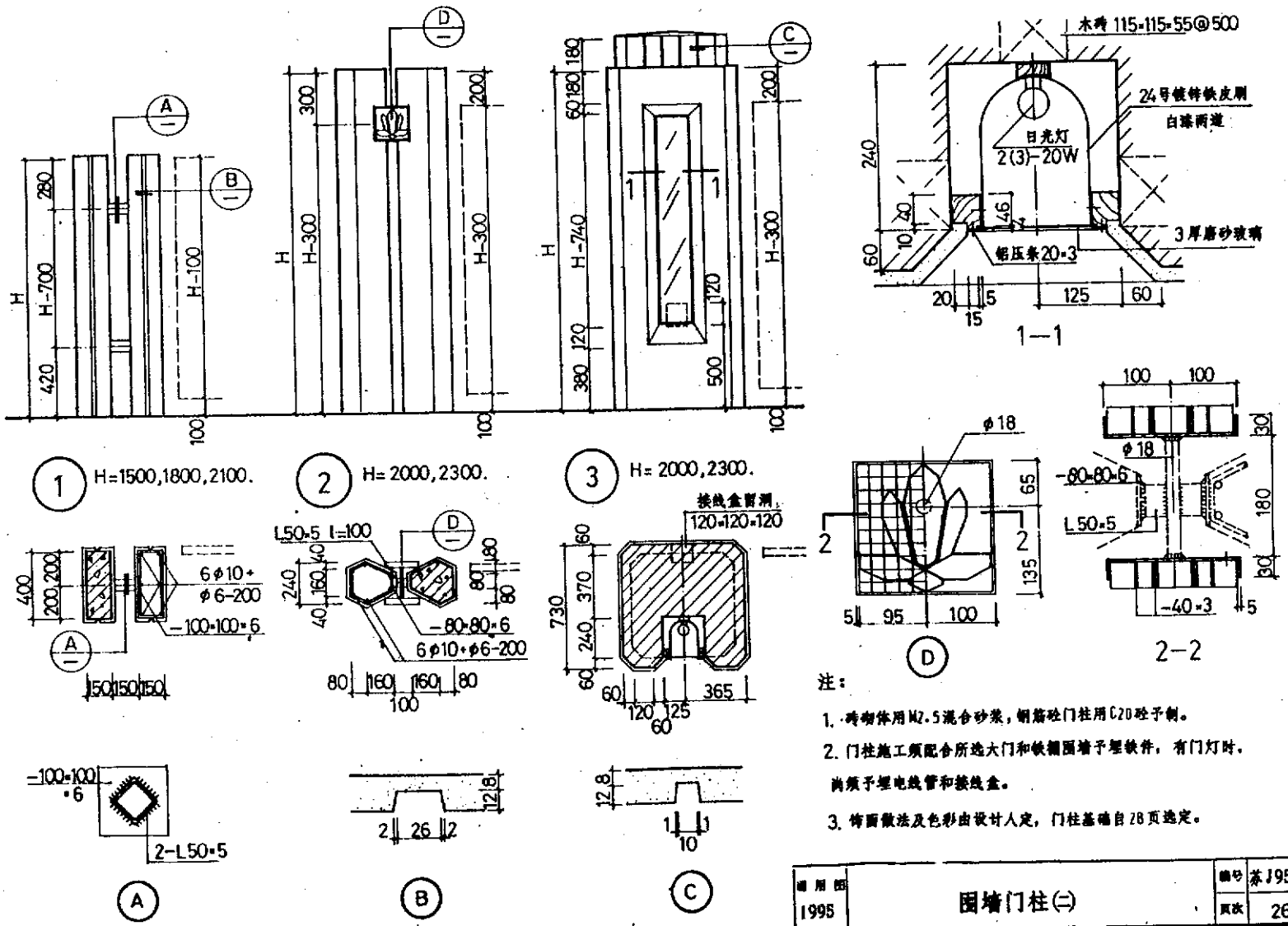

注：

1. 砖砌体用M2.5混合砂浆，钢筋砼门柱用C20砼予制。
2. 门柱施工须配合所选大门和铁栅围墙予埋铁件，有门灯时，尚须予埋电线管和接线盒。
3. 饰面做法及色彩由设计人定，门柱基础自28页选定。

通用图 1995	围墙门柱(二)	编号	苏J9508
		页次	26

跟多资料加微信公众号jianzhu118

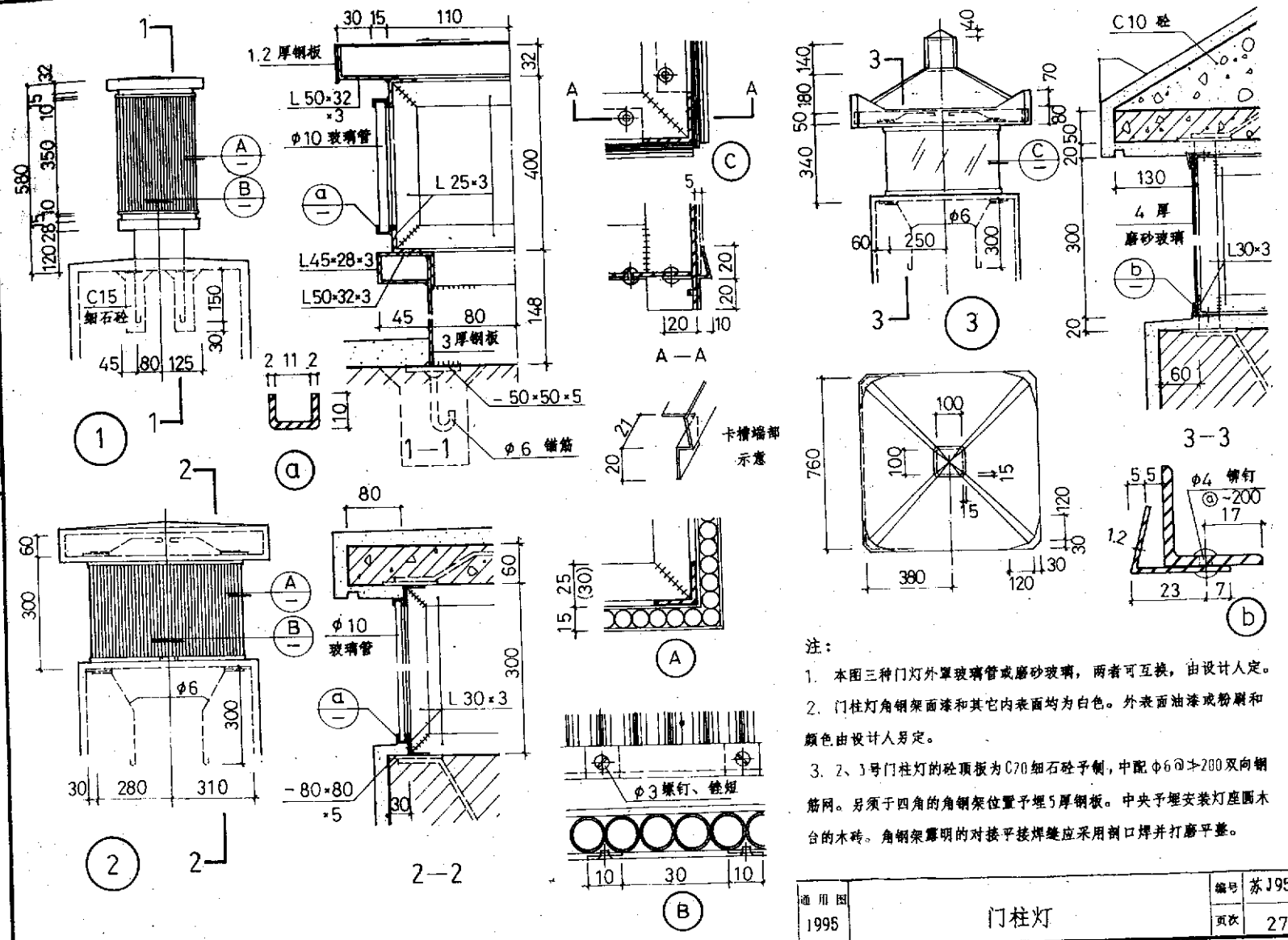

注：

1. 本图三种门灯外罩玻璃管或磨砂玻璃，两者可互换，由设计人定。
2. 门柱灯角钢架面漆和其它内表面均为白色。外表面油漆或粉刷和颜色由设计人另定。
3. 2、3号门柱灯的砼顶板为C70细石砼予制，中配φ6@≯200双向钢筋网。另须于四角的角钢架位置予埋5厚钢板。中央予埋安装灯座圆木台的木砖。角钢架露明的对接平接焊缝应采用剖口焊并打磨平整。

通用图 1995	门柱灯	编号	苏J9508
		页次	27

跟多资料加微信公众号|lanzhu118

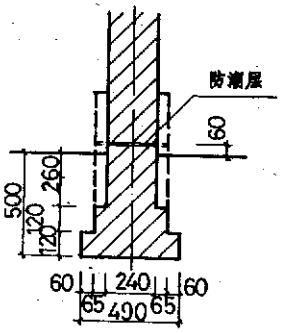

1

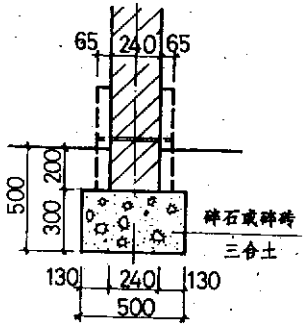

2

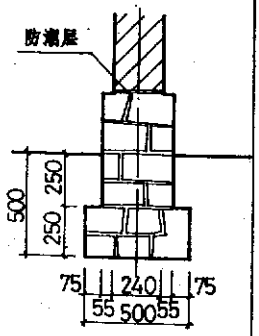

3

(一)围墙基础

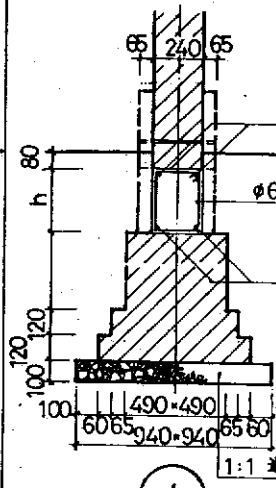

4

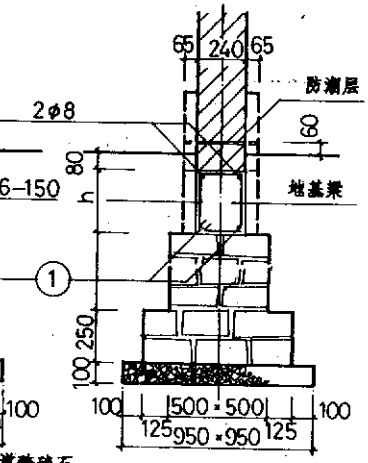

5

(二)围墙独立基础

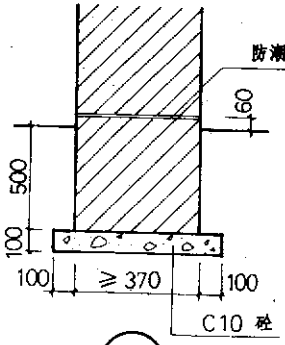

A

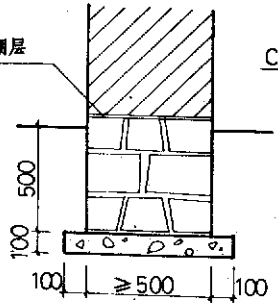

B

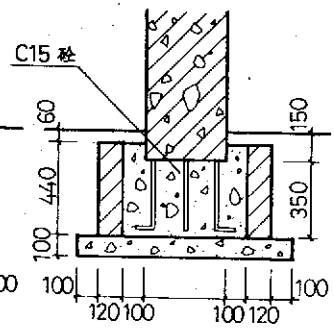

C

(三)门柱基础

地梁选用表

基础中距	3000	3600	4200
梁高 h	250	300	300
主筋 ①	2φ10	2φ12	2φ14

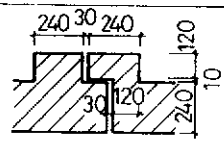

ⓐ 伸缩缝砌法

注：

1. 本基础地基为一般粘性土，标准承载力≥80KN/M²。否则应做人工地基如1:3:6石灰、砂、碎石或碎砖三合土。或因挖除软弱土层、加大基深为不经济时（如埋深大于1200时）宜采用(三)独立基础架地基梁做法。
2. 本基础砌筑砂浆M5水泥砂浆。地基梁C20砼予制。
3. 砖墙应设伸缩缝，砌法如ⓐ间距≥75M。

通用图 1995	围墙、门柱基础	编号	苏J9508
		页次	28

跟多资料加微信公众号jianzhu118

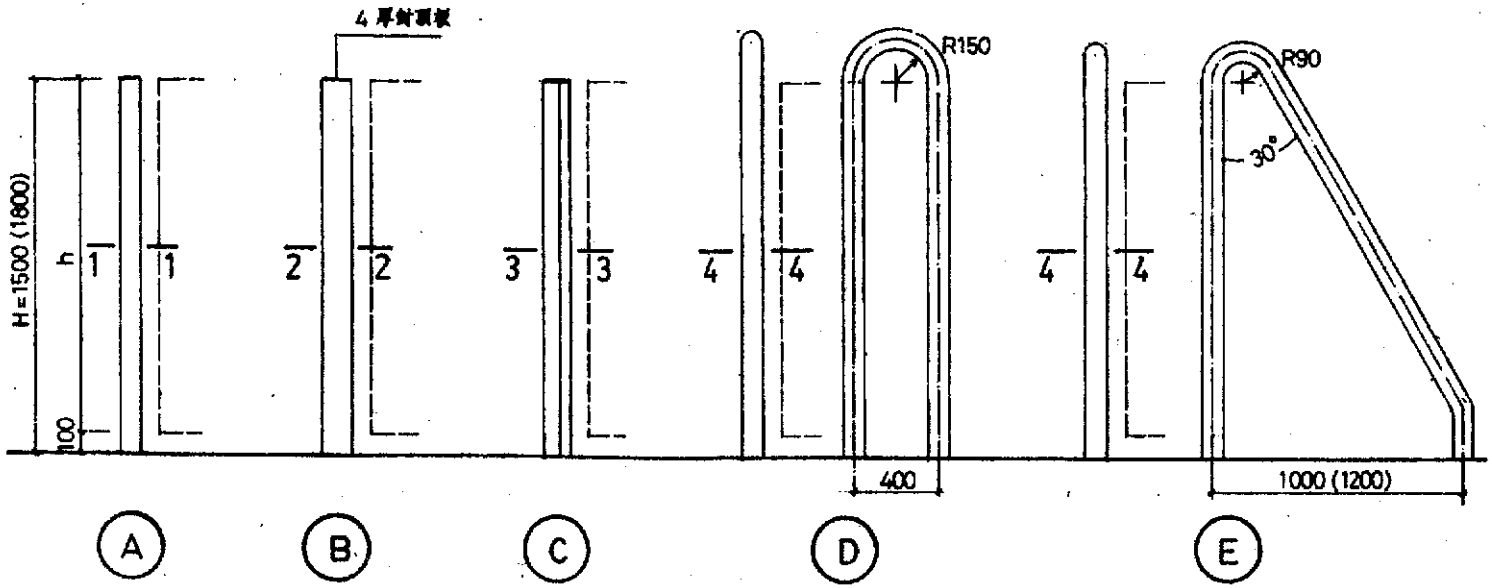

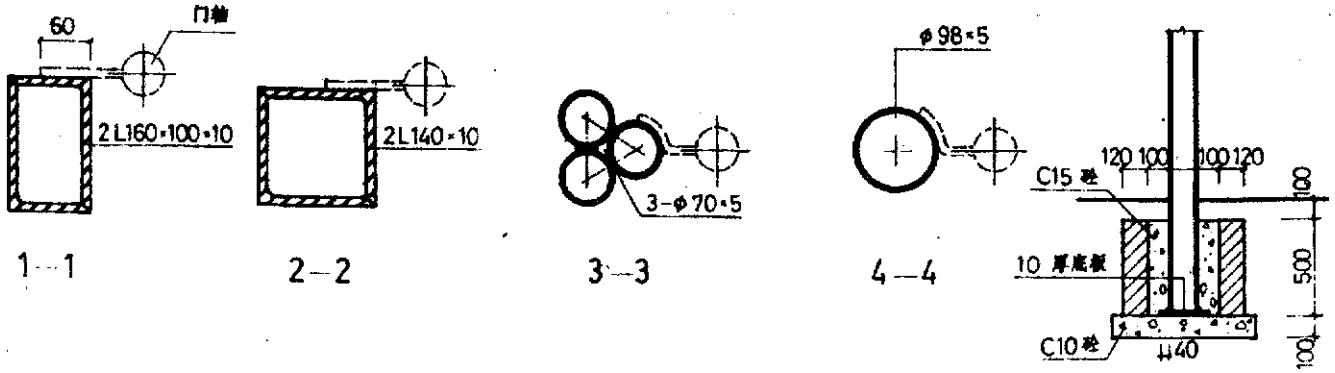

钢门柱基础

通用图 1995	钢门柱	编号	苏J9508
		页次	29

跟多资料加微信公众号jianzhu118

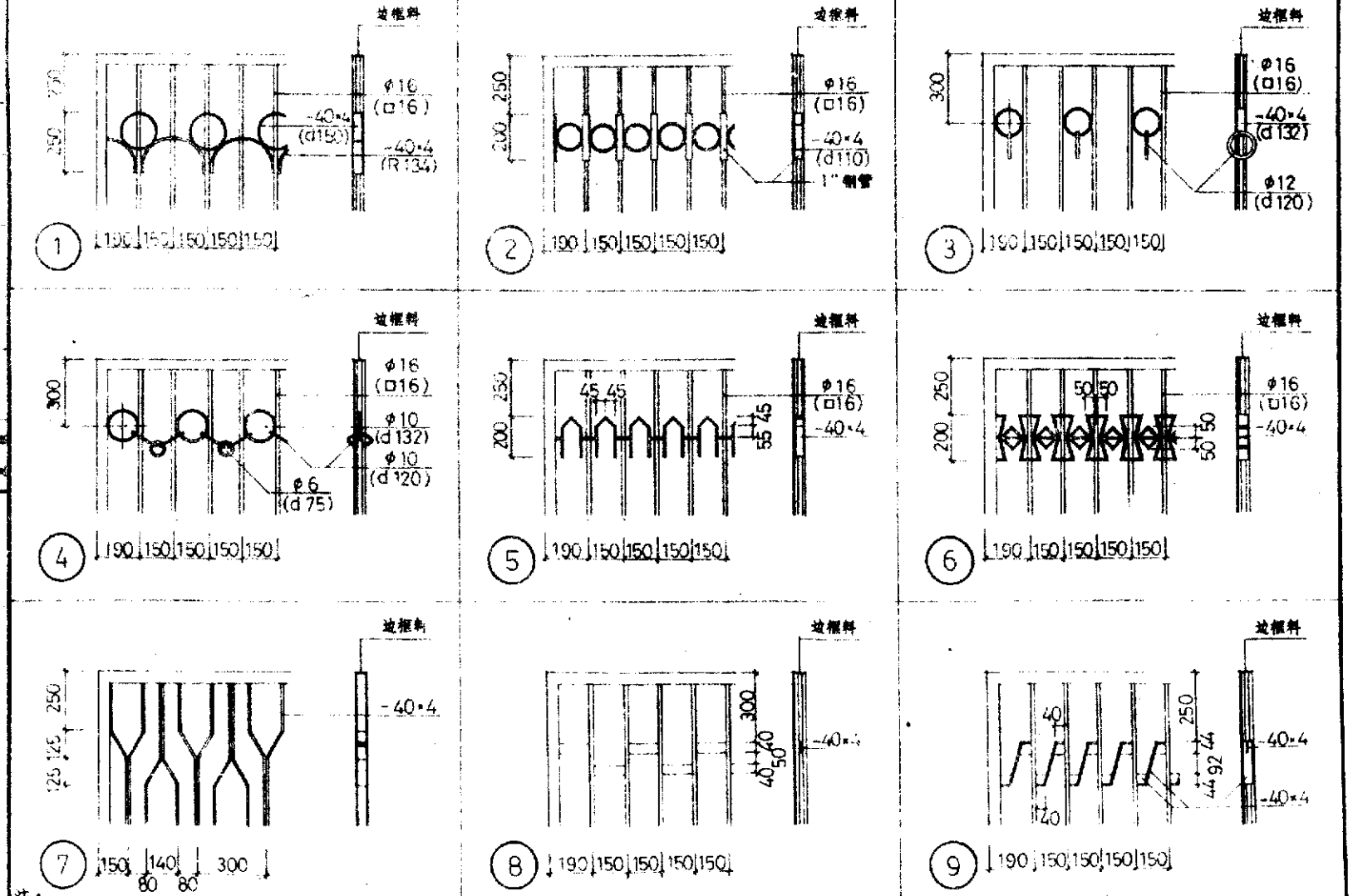

注：

立杆采用φ16或□16，边框料采用∟50×5，2-∟45×4或φ48×4钢管，由设计人确定。如无规定，缺省值为φ16和∟50×5。 铁件联结均为焊接。边框宜转角平接且为侧口焊。立杆穿过扁钢花饰时，应在扁钢上打孔穿过。钢管门框端子应门柱对门框一侧的实际进入深度高出柱(墙)98

建筑图 1995	铁花饰	编号	苏J9508
		页次	30

跟多要料加微信公众号 tah2hu118

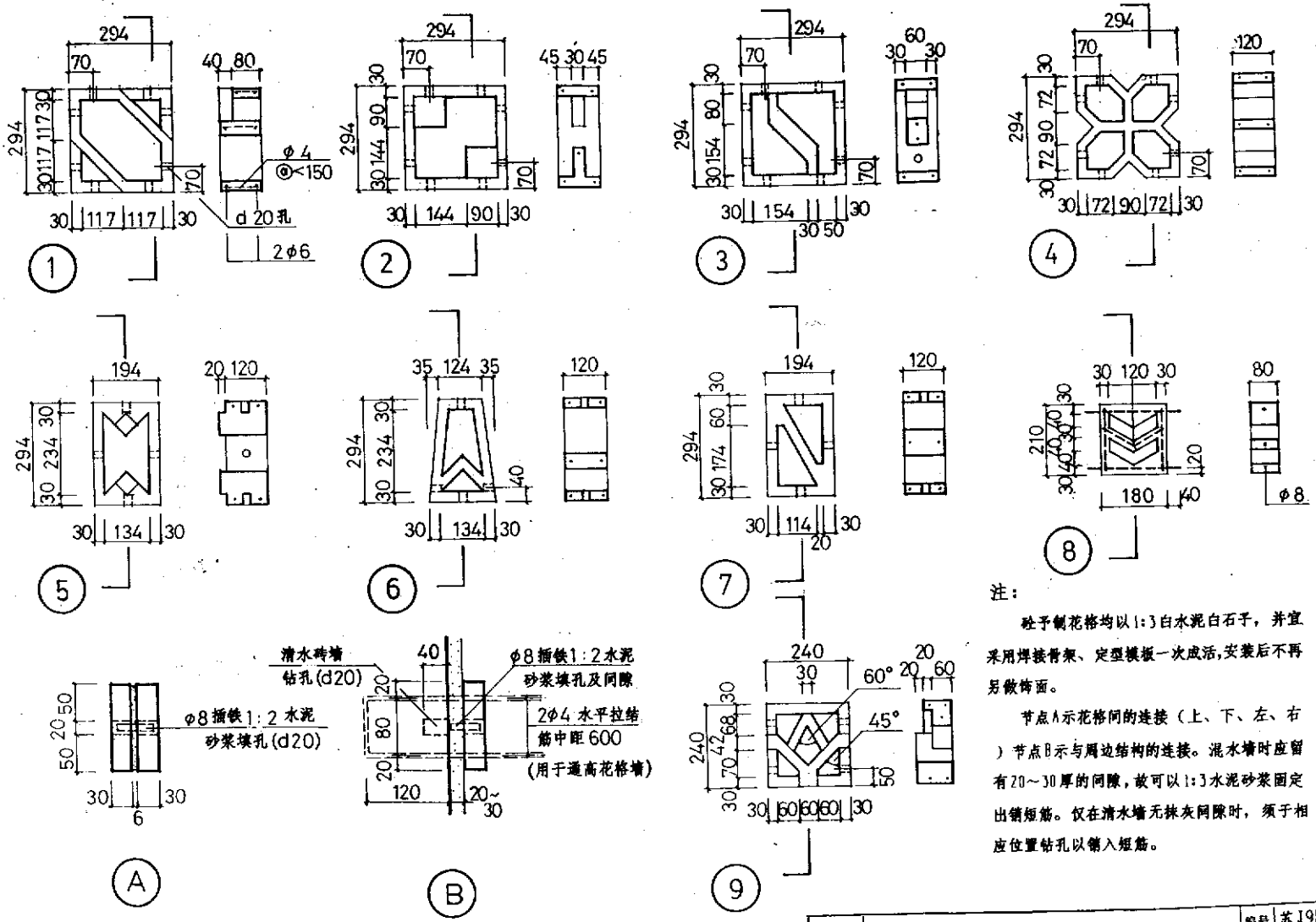

注：

砼预制花格均以1:3白水泥白石子，并宜采用焊接骨架、定型模板一次成活，安装后不再另做饰面。

节点A示花格间的连接（上、下、左、右）节点B示与周边结构的连接。混水墙时应留有20～30厚的间隙，故可以1:3水泥砂浆固定出销短筋。仅在清水墙无抹灰间隙时，须于相应位置钻孔以销入短筋。

通用图 1995	砼预制花格	编号	苏J9508
		页次	31

跟多资料加微信公众号jianzhu118

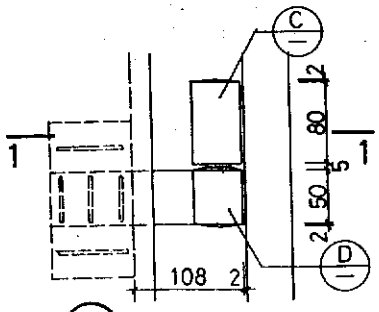

1 门柱门轴

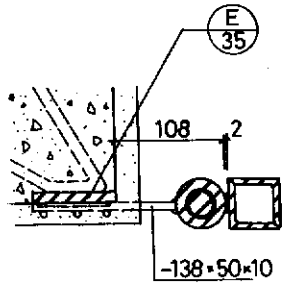

1—1

用于角钢或组合角钢边框门

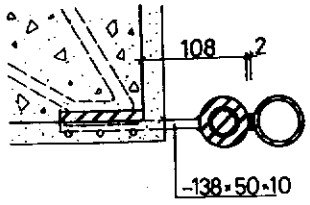

1—1

用于钢管边框门

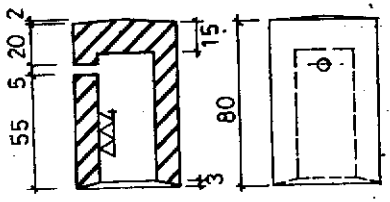

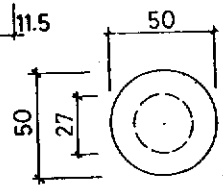

C

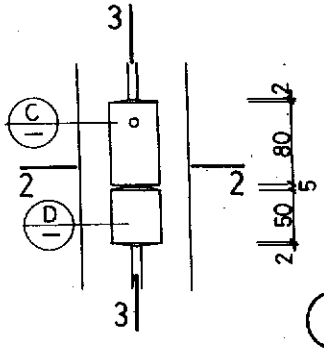

2 相联门轴

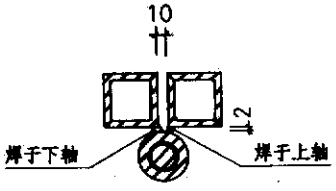

2—2

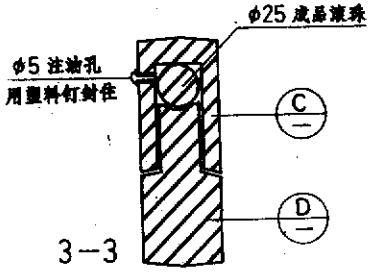

3—3

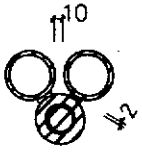

2—2

用于钢管门框

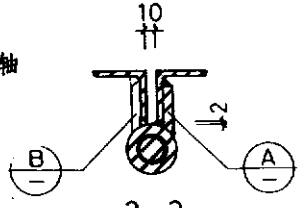

2—2

用于角钢或组合角钢（上）门框

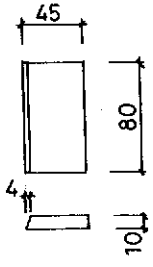

A

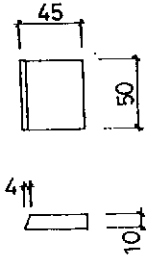

B

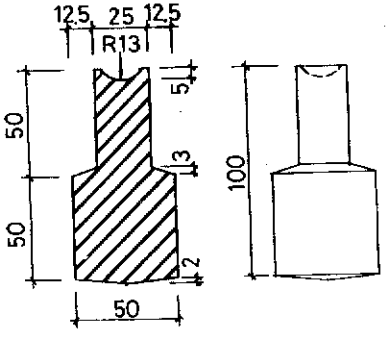

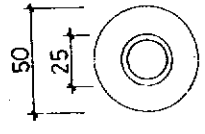

D

注： 轴心Ⓓ用45号钢加工

通用图 1995	门轴详图	编号	苏J9508
		页次	32

跟多资料加微信公众号jianzhu118

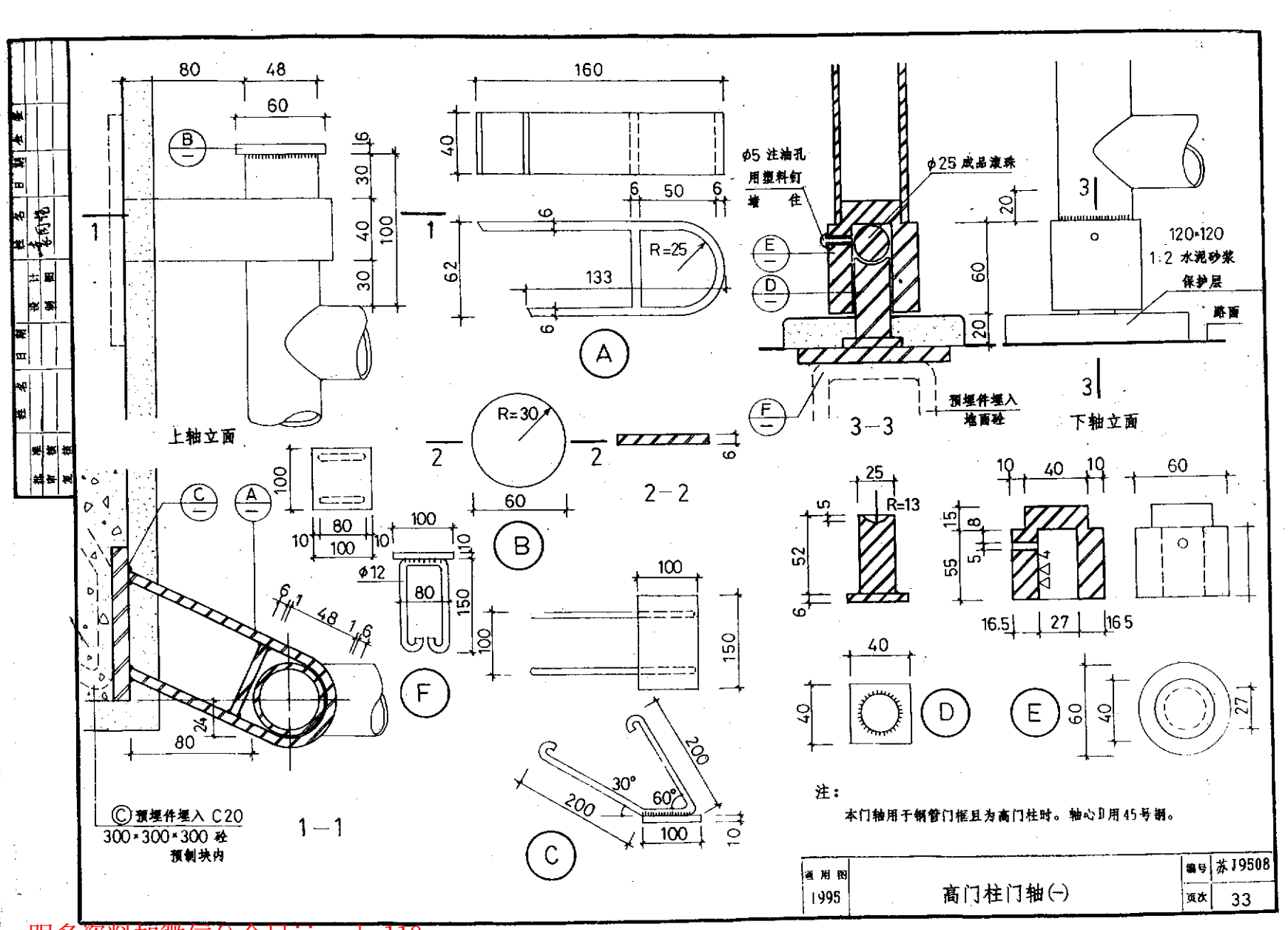

跟多资料加微信公众号jianzhu118

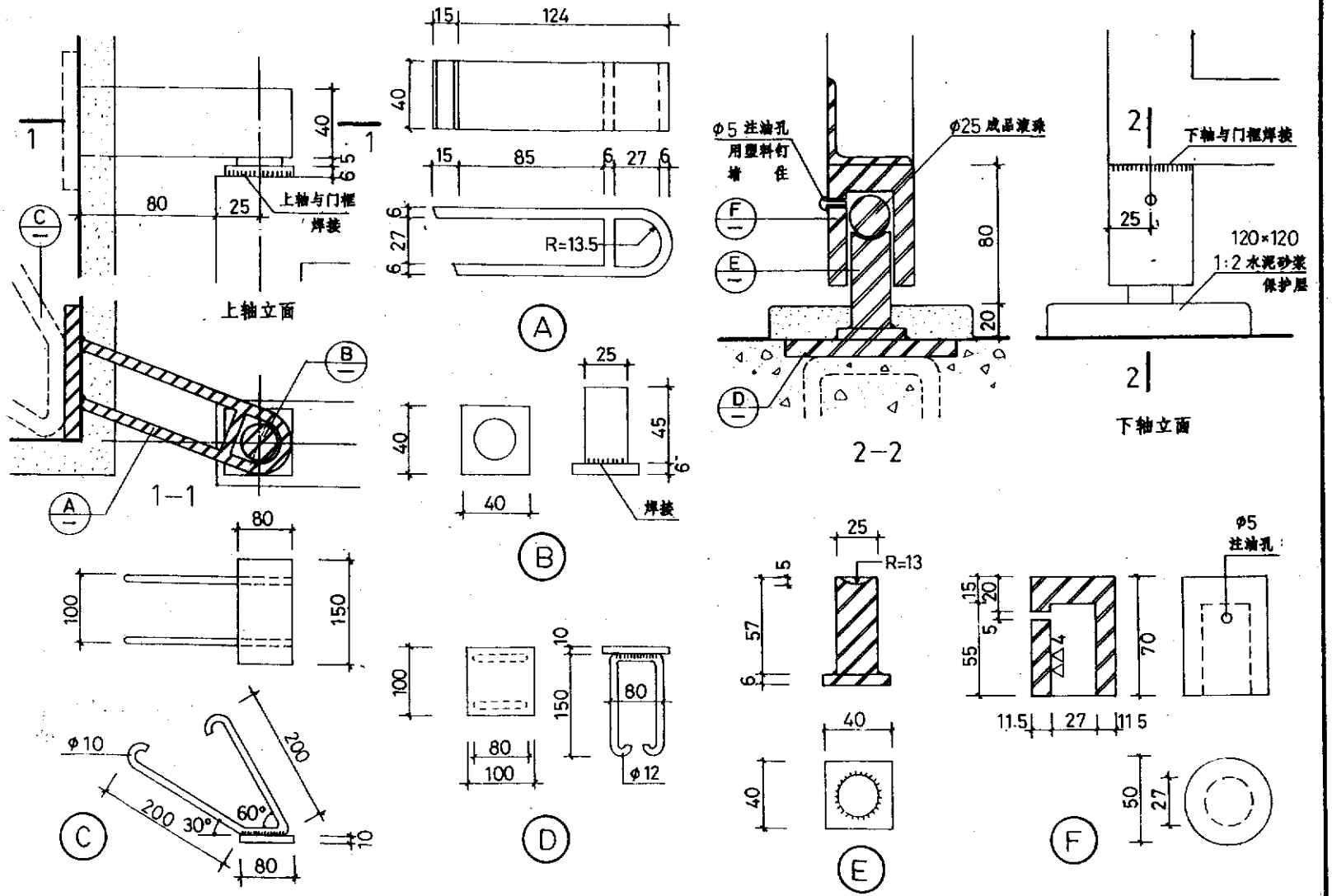

注： 本门轴用于角钢或组合角钢门框且为高门柱时。轴心E用45号钢。

通用图 1995	高门柱门轴(二)	编号 苏J9508
		页次 34

跟多资料加微信公众号jianzhu118

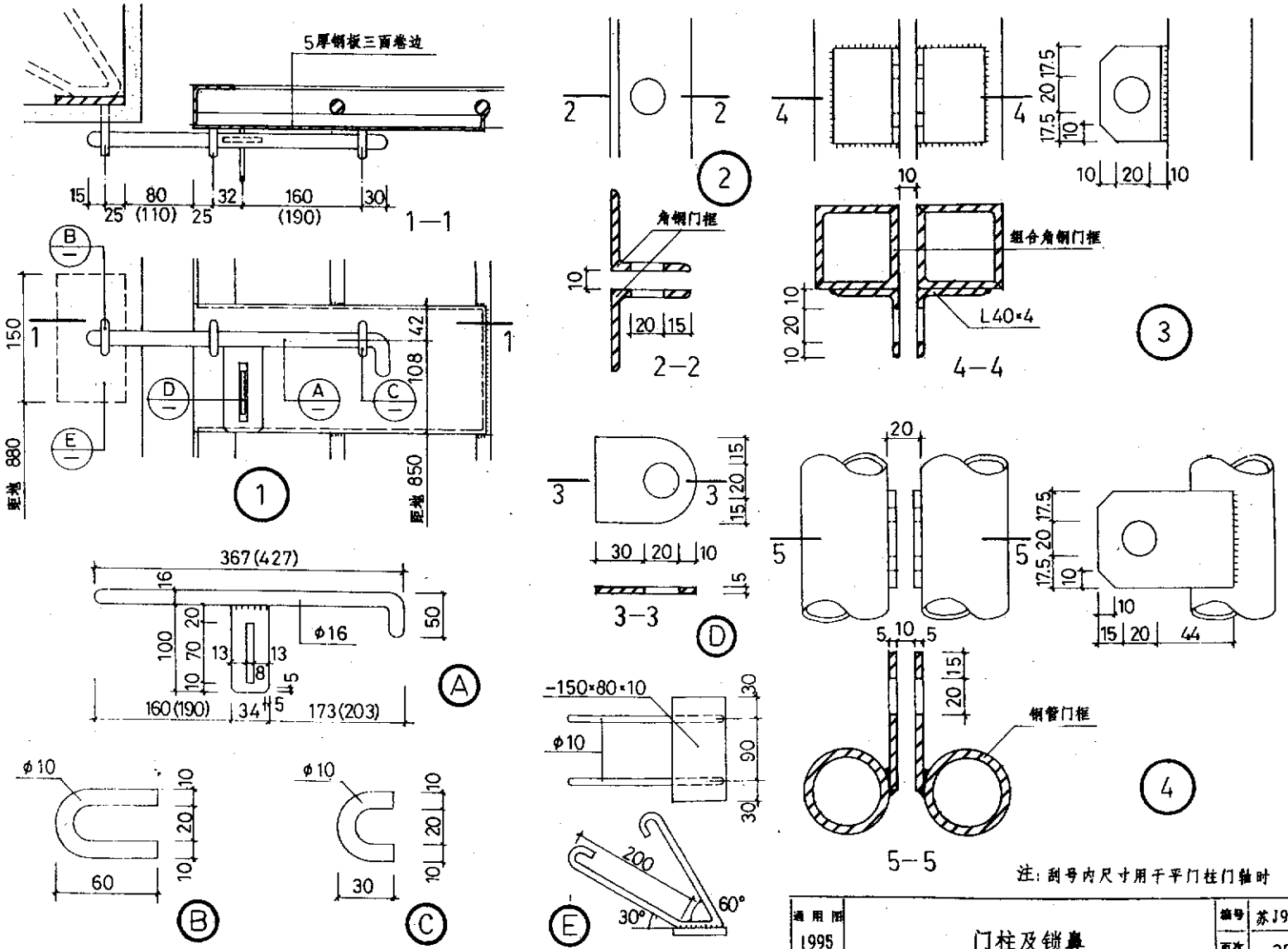

通用图 1995	门柱及锁鼻	编号	苏J9508
		页次	35

跟多资料加微信公众号jianzhu118

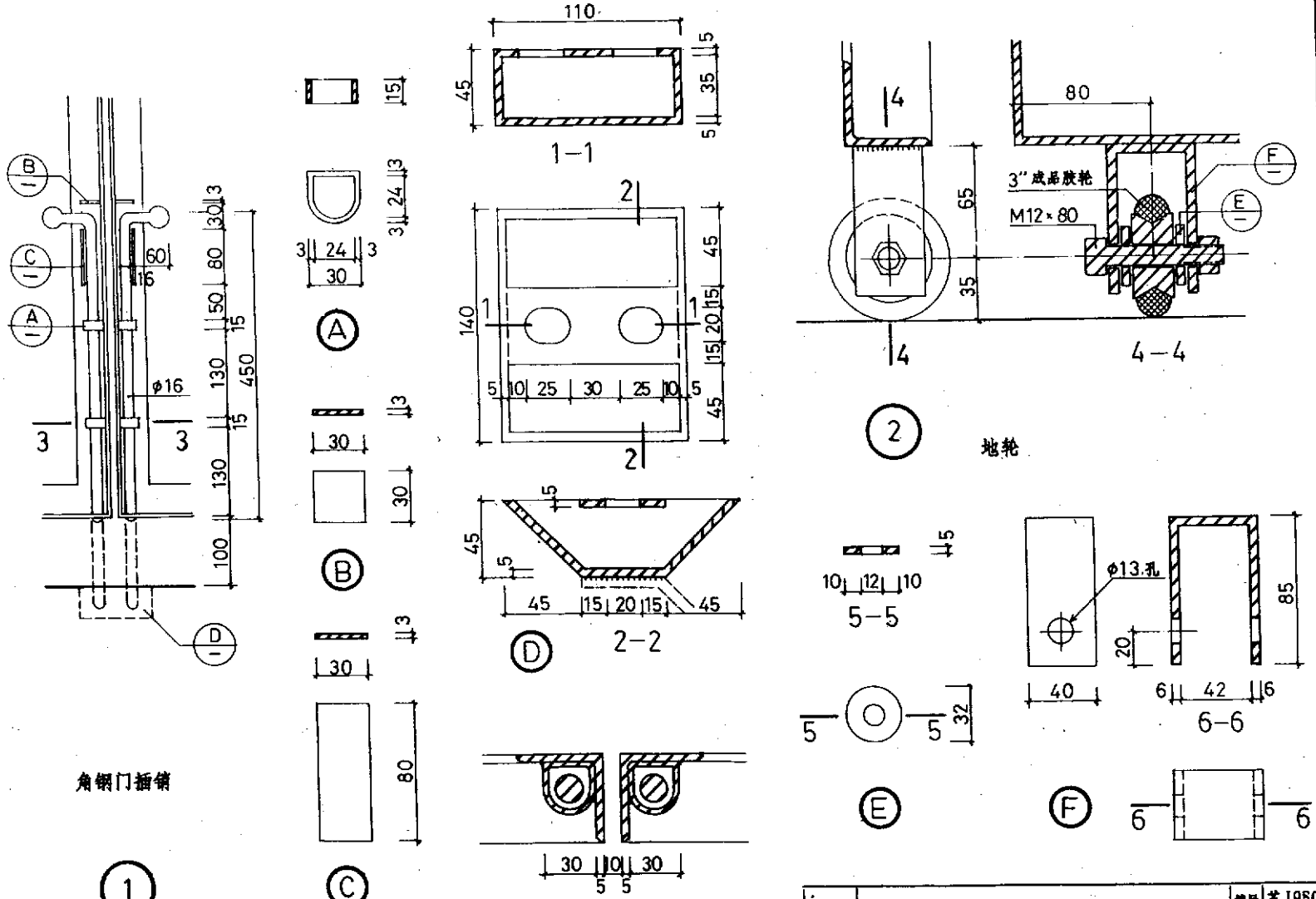

通用图 1995	地插销及地轮(一)	编号	苏J9508
		页次	36

跟多资料加微信公众号jianzhu118

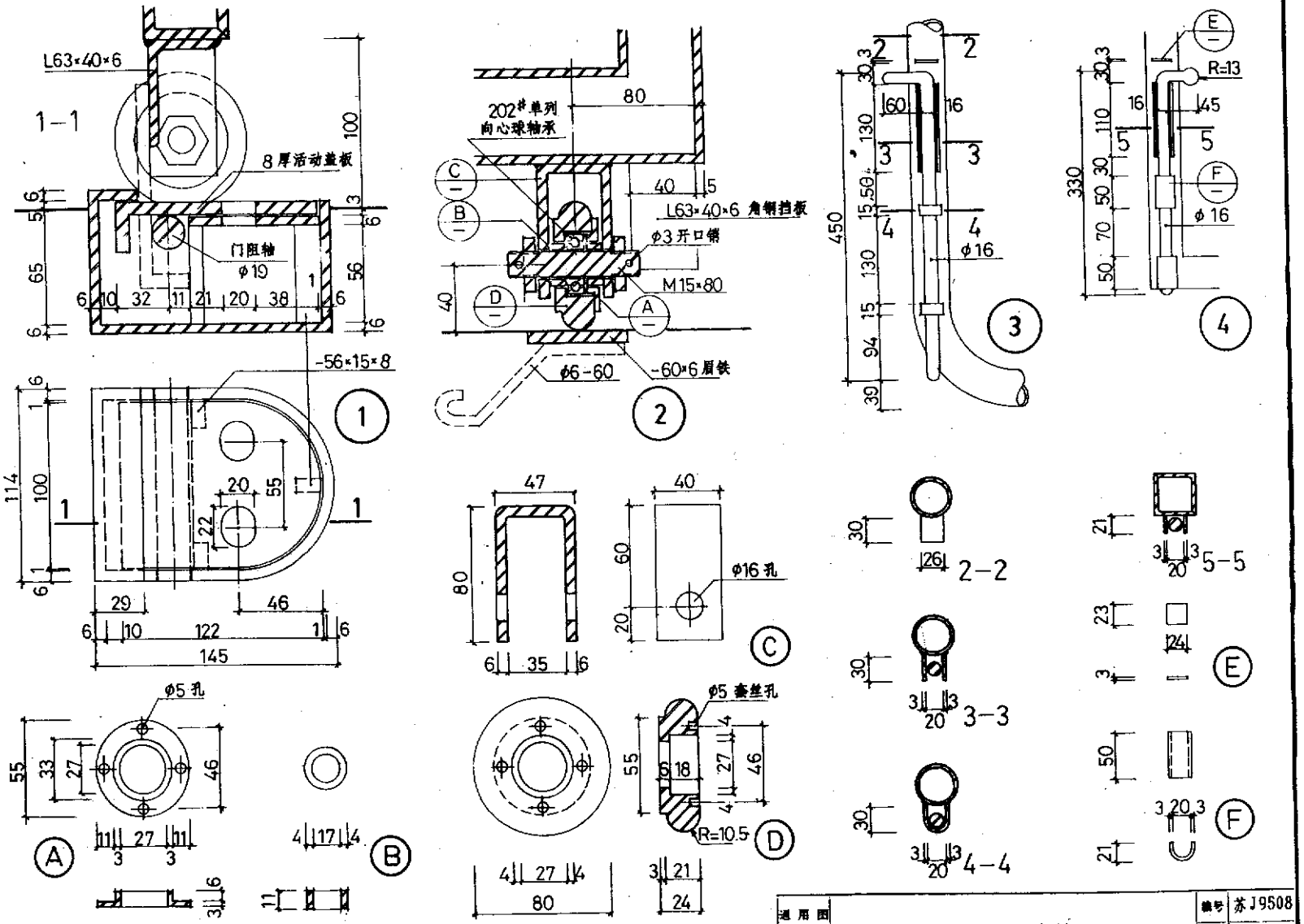

通用图 1995	地插销及地轮(二)	编号	苏J9508
		页次	37

跟多资料加微信公众号jianzhu118

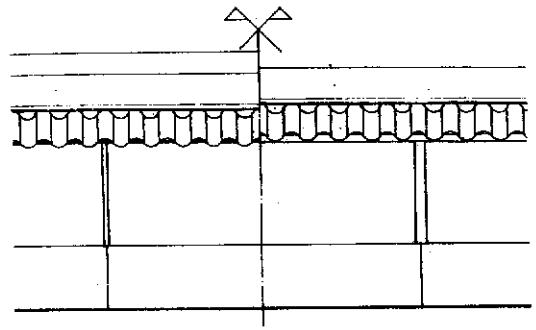

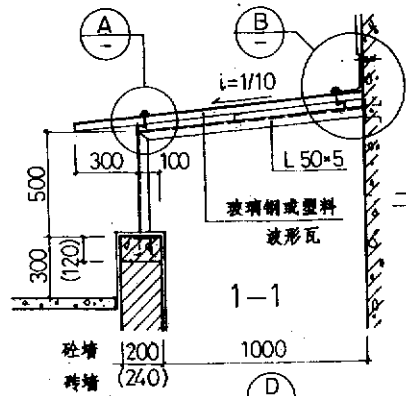

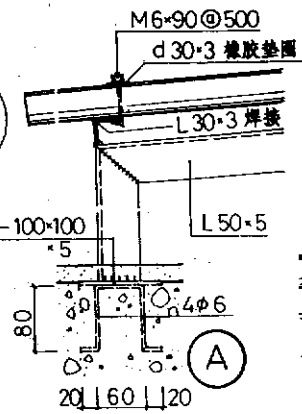

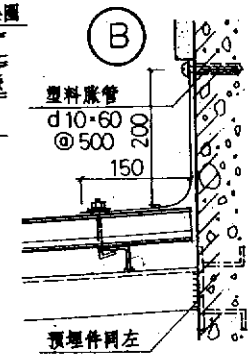

② 钢筋支架　立面　平面　① 角钢支架

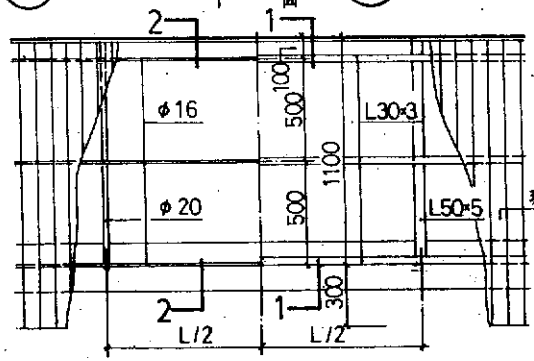

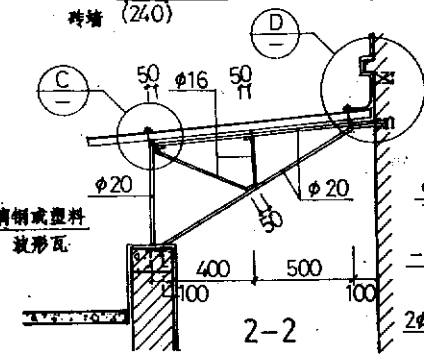

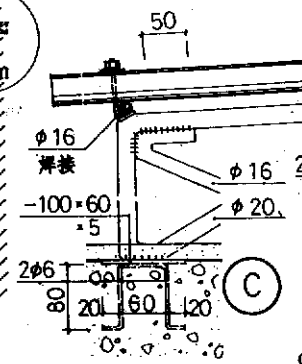

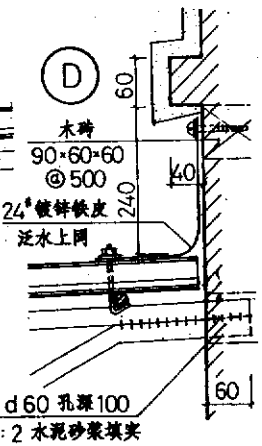

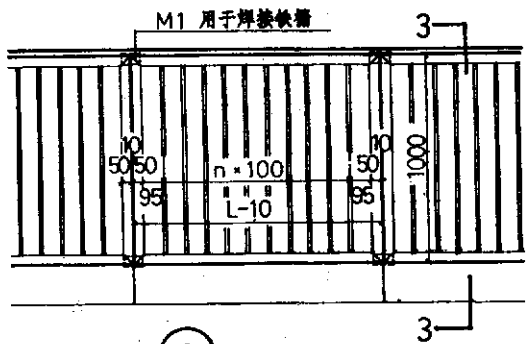

③ 窗井铁栅

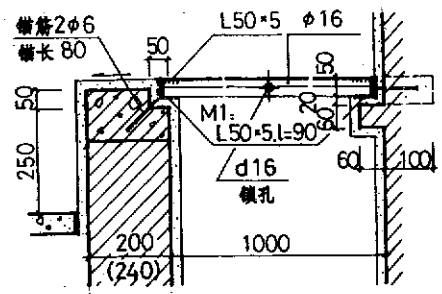

注：

窗井雨棚采用角钢支架时，间距L不宜大于2100，钢筋支架时不宜大于1500。窗井铁栅的L宜为900～1200，且为100的整倍数。波形瓦横向搭接一个半波。窗井墙平剖面及砼墙配筋另详具体设计。角钢支架预埋件用于砖墙时，应予先埋入C15预制块内，再砌入墙中。窗井铁栅每开间或每个窗井设一可加锁的活动块。

通用图 1995	窗井雨棚、铁栅	编号	苏J9508
		页次	38

跟多资料加微信公众号jianzhu118

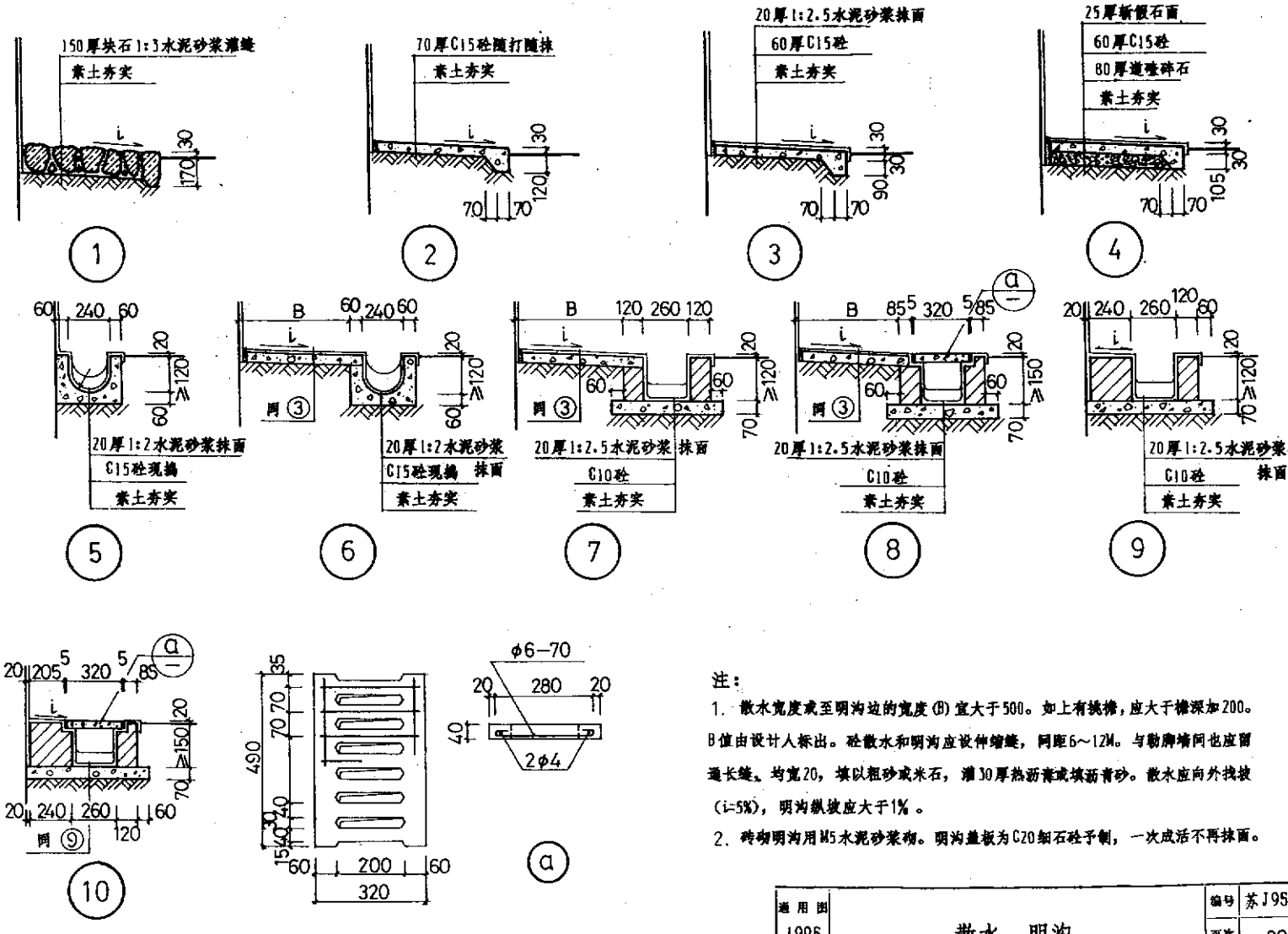

注：

1. 散水宽度或至明沟边的宽度(B)宜大于500。如上有挑檐，应大于檐深加200。B值由设计人标出。砼散水和明沟应设伸缩缝，间距6～12M。与勒脚墙间也应留通长缝。均宽20，填以粗砂或米石，灌30厚热沥青或填沥青砂。散水应向外找坡(i=5%)，明沟纵坡应大于1%。

2. 砖砌明沟用M5水泥砂浆砌。明沟盖板为C20细石砼予制，一次成活不再抹面。

通用图 1995	散水、明沟	编号	苏J9508
		页次	39

跟多资料加微信公众号jianzhu118

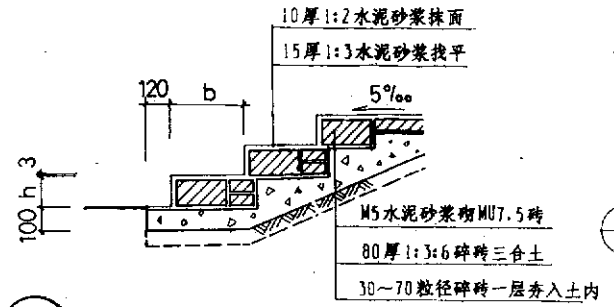

1 砖砌踏步

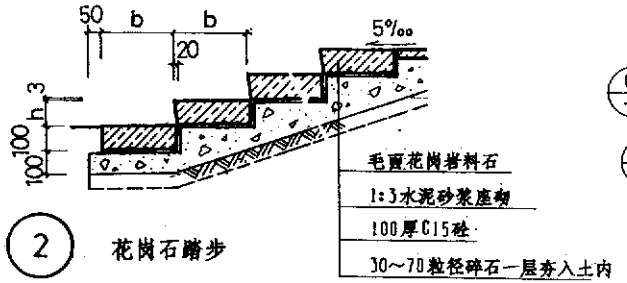

2 花岗石踏步

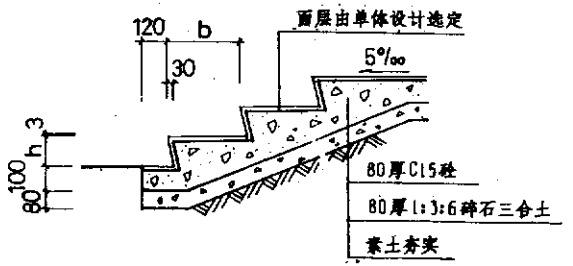

3 砼踏步水泥砂浆面

4 砼踏步水磨石面

5 砼踏步地砖带防滑条

6 砼踏步斩假石面

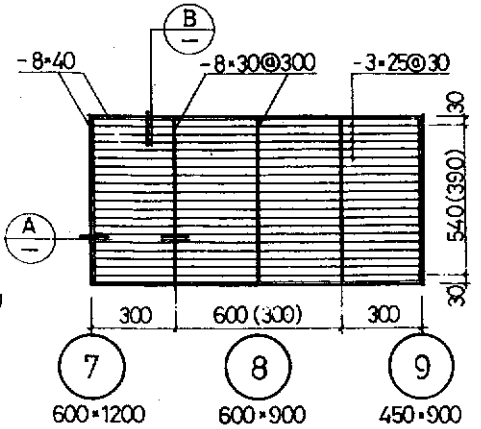

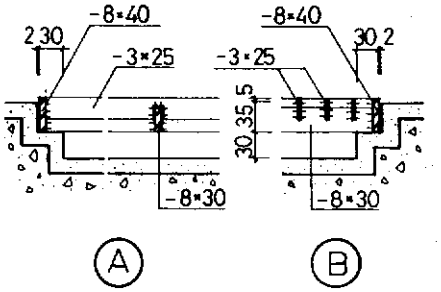

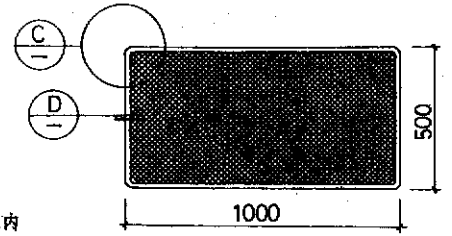

10

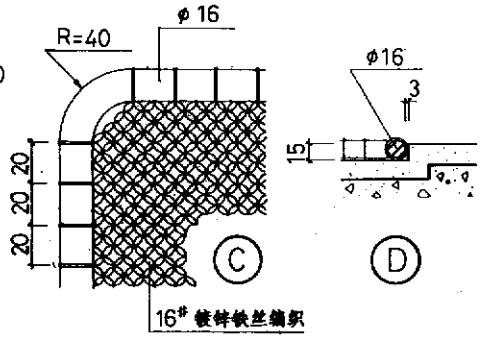

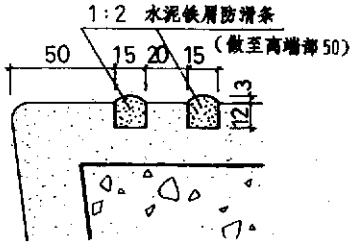

E

注：

1. 踏步高×宽(h×b)应在选用时注明：h=100～150，b=300～400，且2h+b=600～650。

2. 踏步面为水磨石或抹光水泥面时应做防滑条E。花岗石为“火烧面”。如须磨光，防滑条做法详单体设计或与厂家商定。

3. 刮泥篦和擦泥板的φ16边框均刷防锈漆两道，灰色调和漆两道。位置应在单体设计平面图中确定。

通用图 1995	踏步、刮泥篦、擦泥板	编号	苏J9508
		页次	40

跟多资料加微信公众号jianzhu118

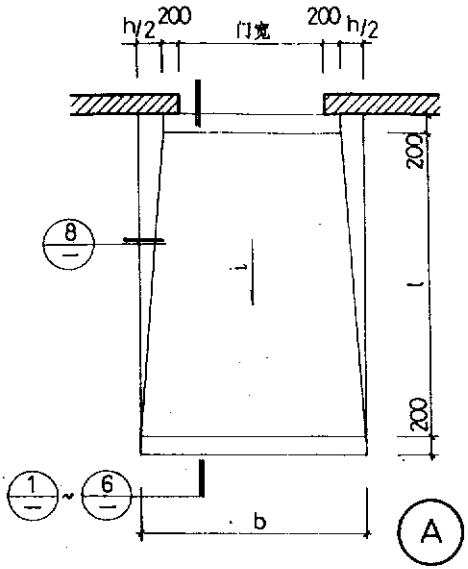

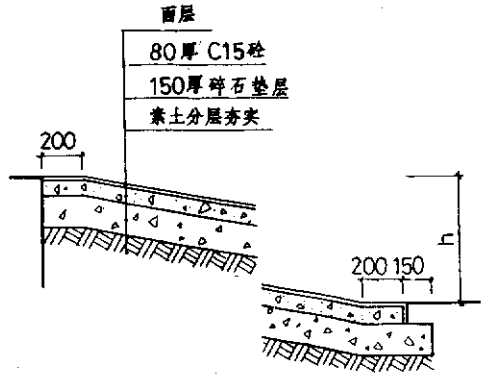

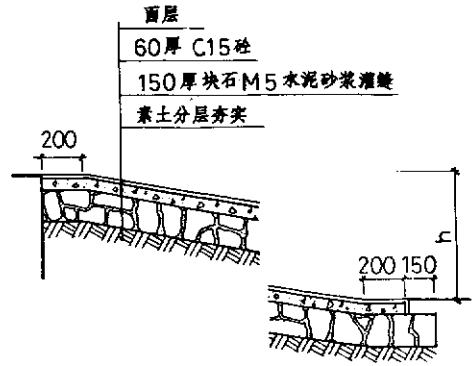

1 20厚1:2 水泥砂浆抹面

3 25厚斩假石面

5 25厚1:2水泥砂浆做礓磋

2 20厚1:2 水泥砂浆抹面

4 25厚斩假石面

6 25厚1:2水泥砂浆做礓磋

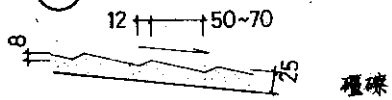

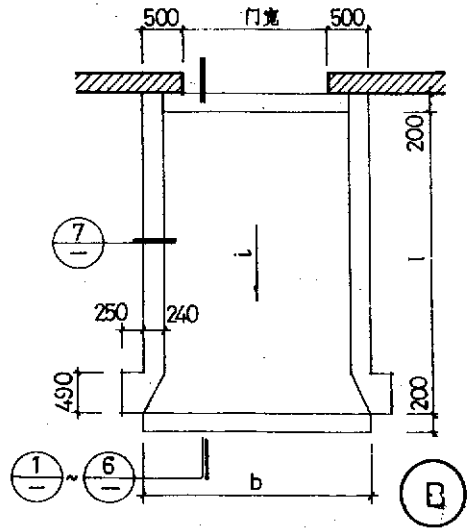

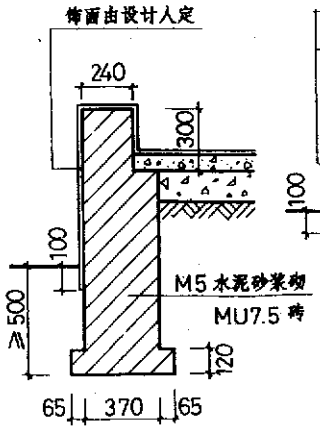

7

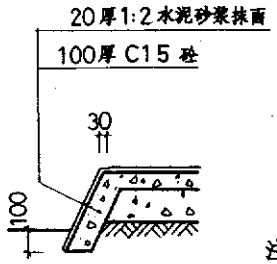

8

注：

坡道长宽高（l×b×h）应由单体设计的底层平面及室内外高差示出。l＝h/i；b＝门宽+h+400(A)或门宽+1000(B)。坡度i：光滑表面应不大于1/12，粗糙表面应不大于1/6，礓磋面应不大于1/4。残疾人轮椅：h/l/i应不大于350/2800/1/8，600/6000/1/10，750/9000/1/12。（表面不限）。

通用图 1995	入口坡道	编号	苏J9508
		页次	41

跟多资料加微信公众号jianzhu118

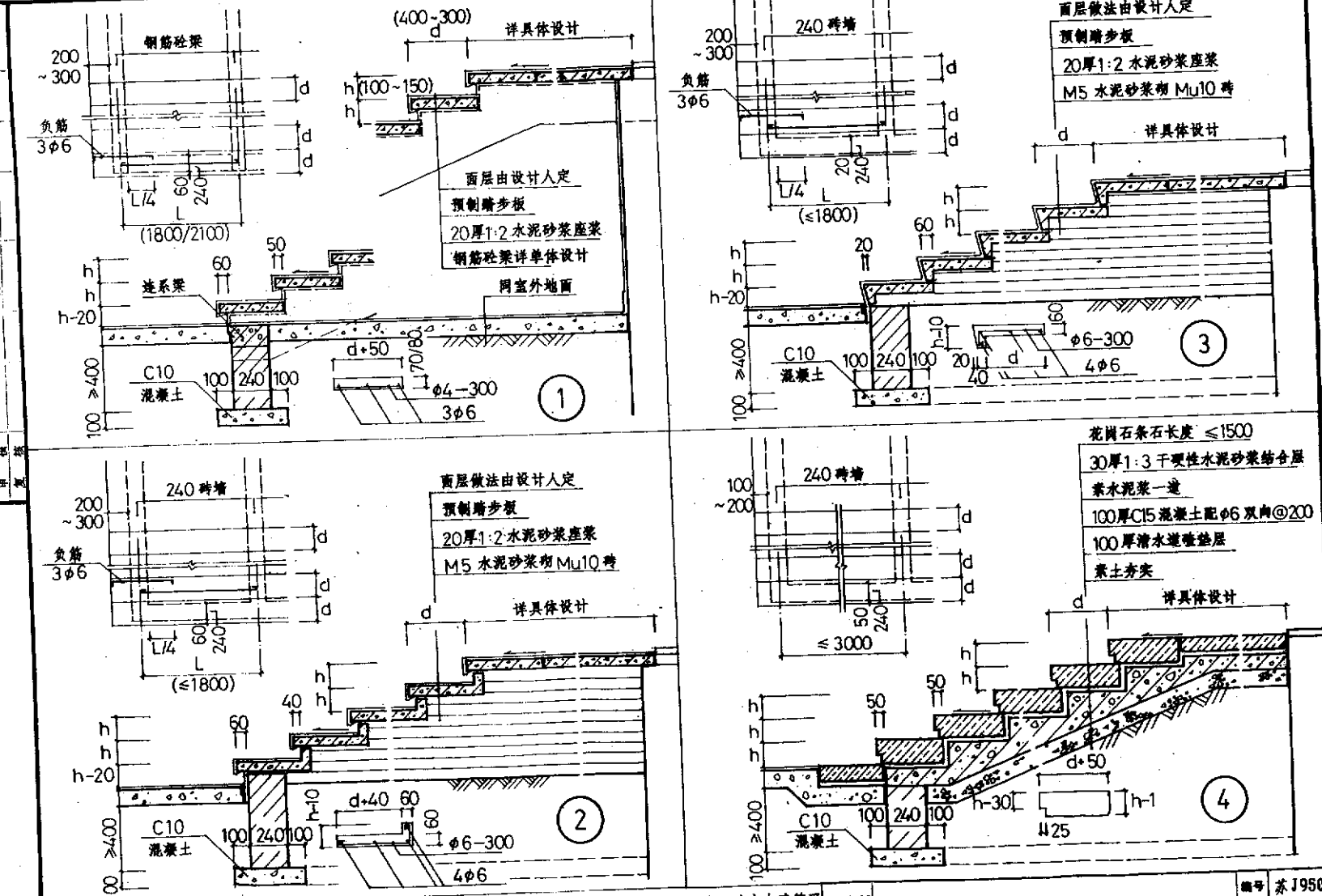

注：平制踏步板均为C20细石砼予制。长度按L-20。边跨挑出部应加负筋如图示。台阶步数、平台尺寸应由建筑平面图示出。并注明面层做法。(d×n)=(400~300)×(100~150)按(2h+d≥600)给定。

通用图 1995	大台阶	编号	苏J9508
		页次	42

跟多资料加微信公众号jianzhu118

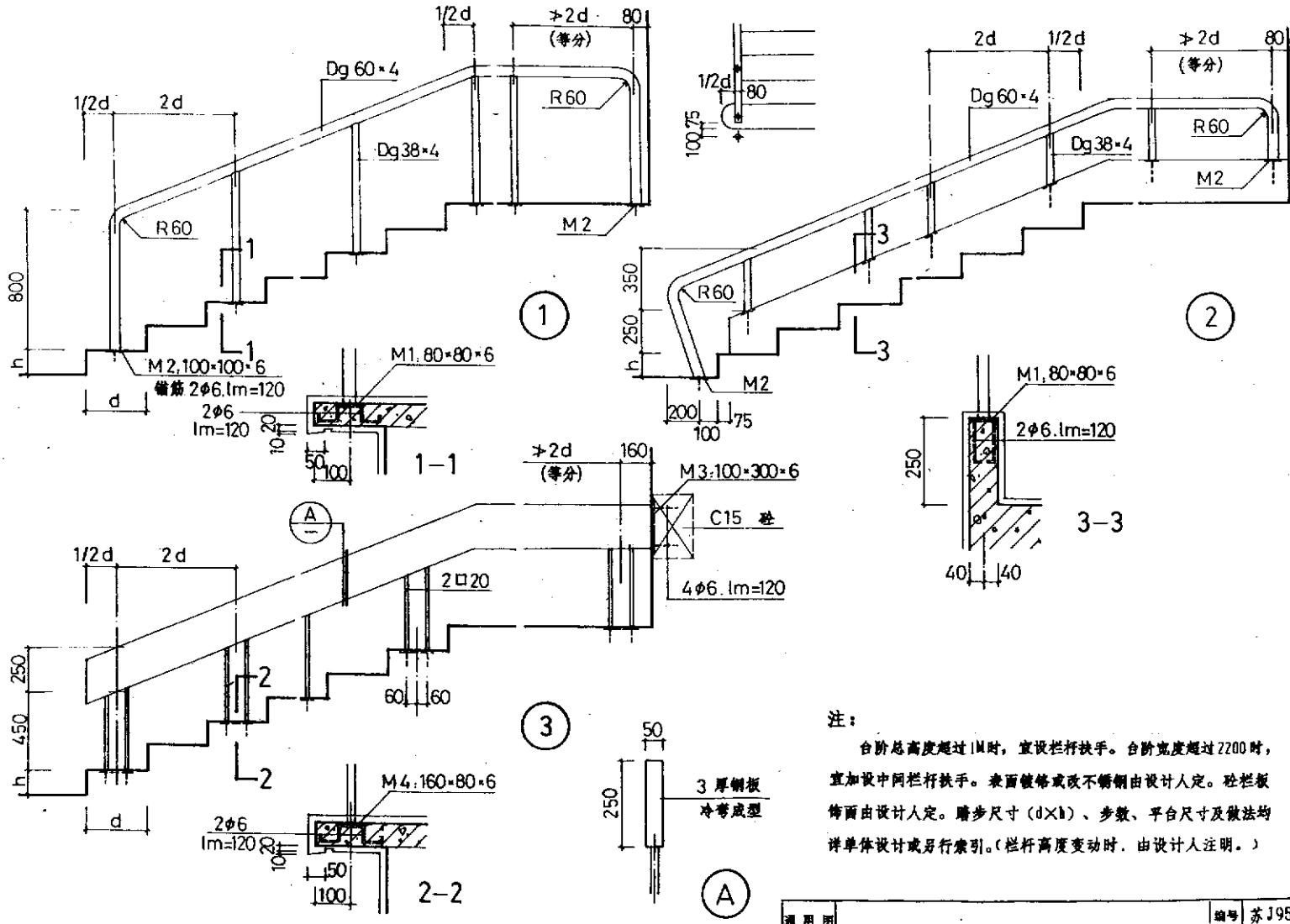

注：

台阶总高度超过1M时，宜设栏杆扶手。台阶宽度超过2200时，宜加设中间栏杆扶手。表面镀铬或改不锈钢由设计人定。砼栏板饰面由设计人定。踏步尺寸（d×h）、步数、平台尺寸及做法均详单体设计或另行索引。（栏杆高度变动时，由设计人注明。）

通用图 1995	大台阶栏杆(一)	编号	苏J9508
		页次	43

跟多资料加微信公众号jianzhu118

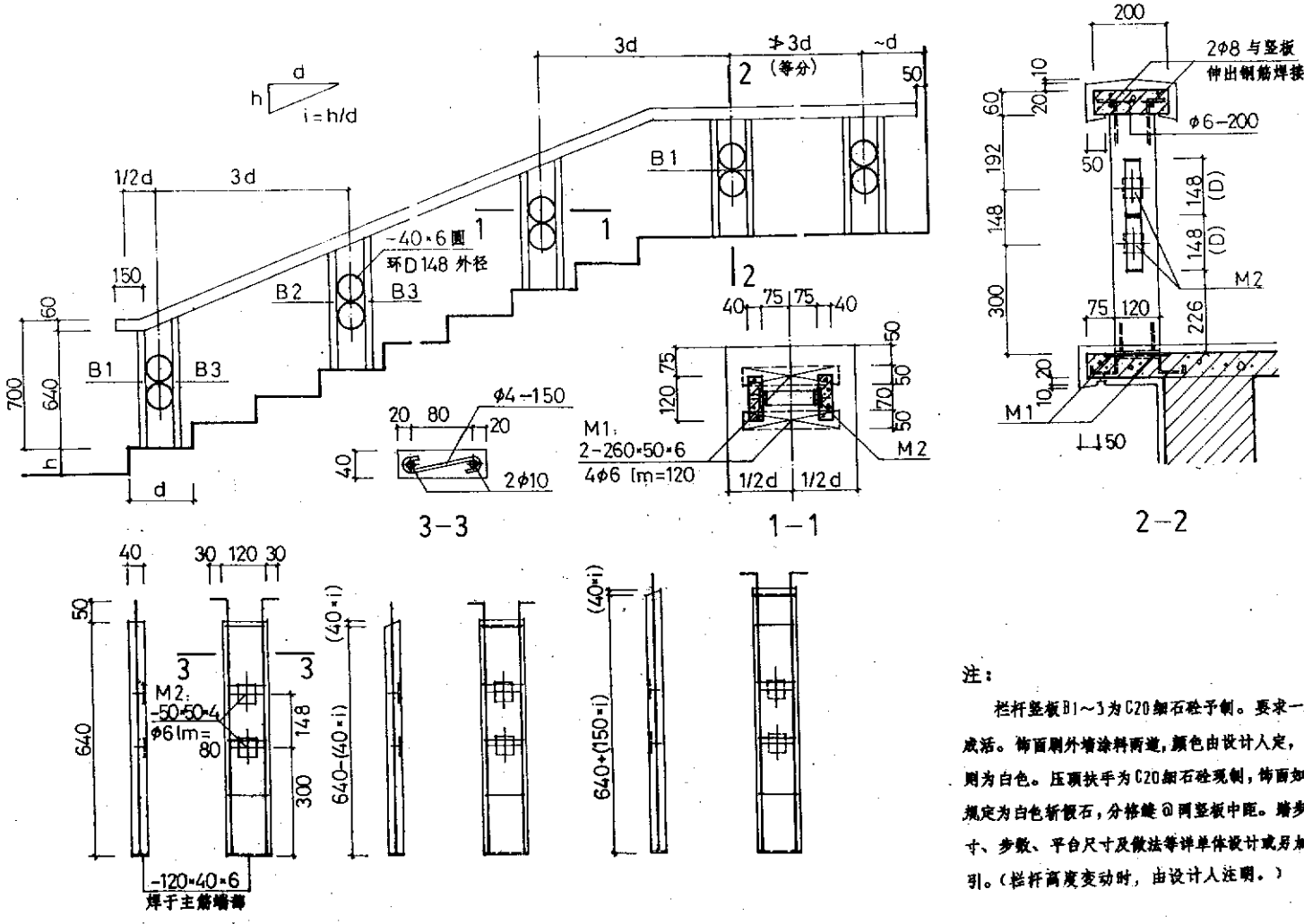

注：

栏杆竖板B1～3为C20细石砼予制。要求一次成活。饰面刷外墙涂料两道，颜色由设计人定，否则为白色。压顶扶手为C20细石砼现制，饰面如无规定为白色斩假石，分格缝@同竖板中距。踏步尺寸、步数、平台尺寸及做法等详单体设计或另加索引。（栏杆高度变动时，由设计人注明。）

通用图 1995	大台阶栏杆(二)	编号	苏J9508
		页次	44

跟多资料加微信公众号|lanzhu118

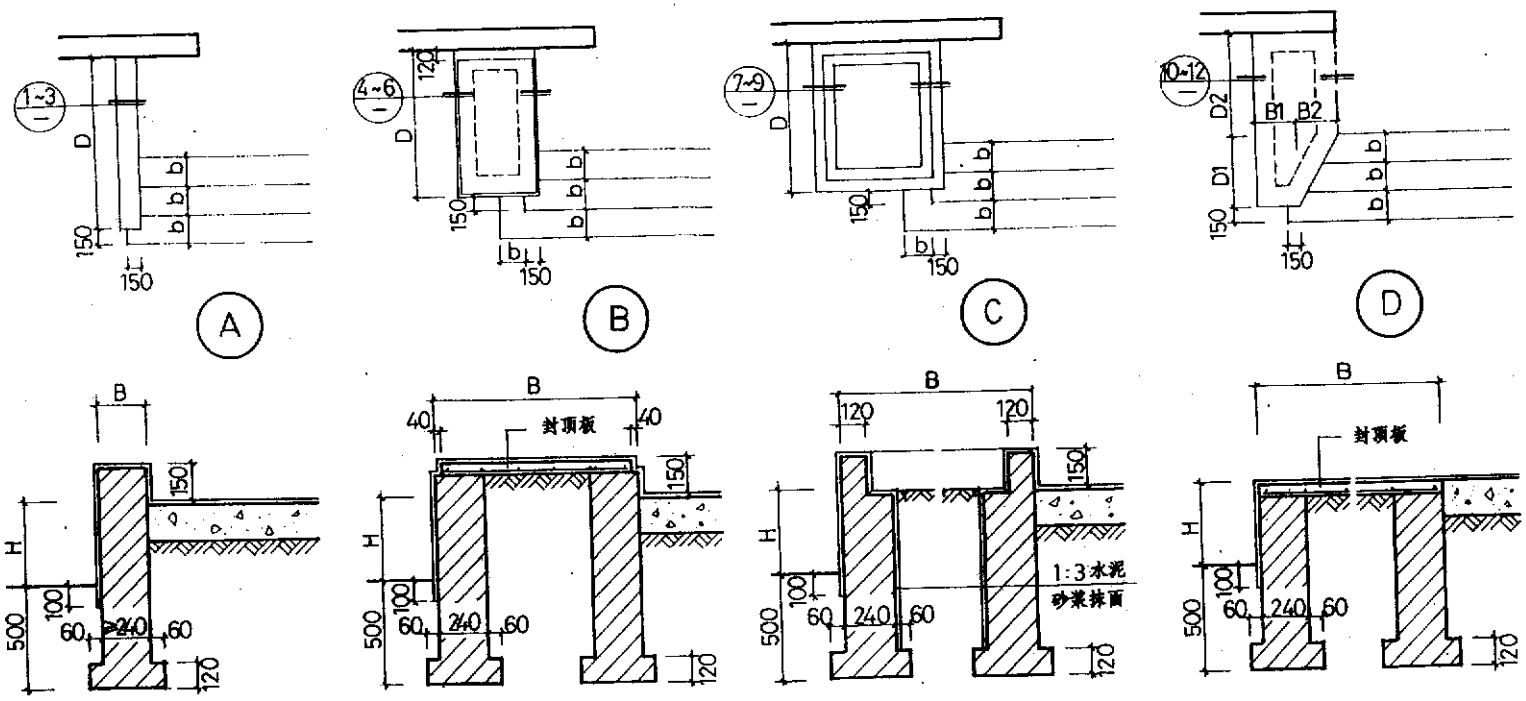

1 水泥砂浆面层
2 斩假石面层
3 块料面层

4 水泥砂浆面层
5 斩假石面层
6 块料面层

7 水泥砂浆面层
8 斩假石面层
9 块料面层

10 水泥砂浆面层
11 斩假石面层
12 块料面层

注： 挡墙尺寸（B、D、H）由单体设定。块料面层有缸砖、面砖、地砖、马赛克、小块大理石、花岗石板（≯300×300）等，由设计人定。索引符号如 A2/45 。砖砌体M5水泥砂浆砌。封顶板为50厚钢筋砼预制或现浇，内配 φ6@≤200双向钢筋网。

通用图 1995	踏步挡墙	编号	苏J9508
		页次	45

跟多资料加微信公众号jianzhu118

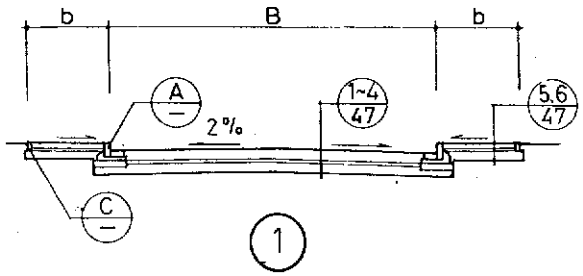

①

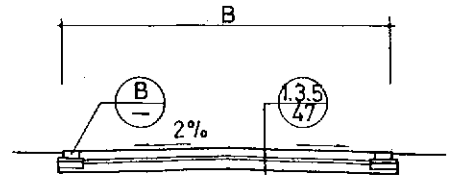

②

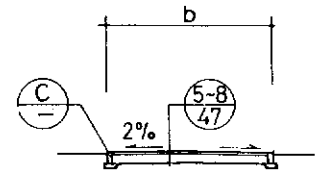

③

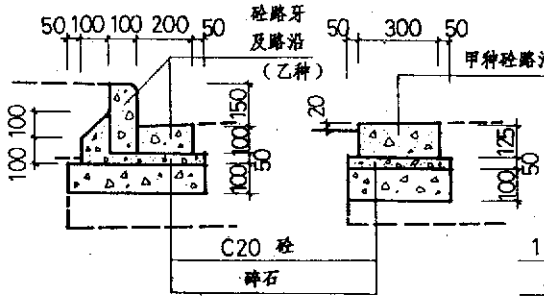

Ⓐ

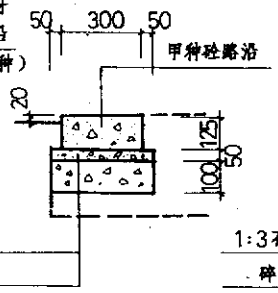

Ⓑ

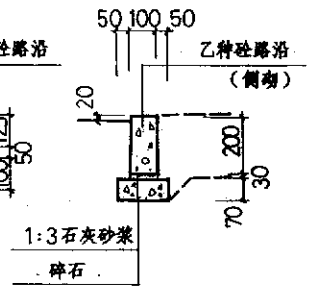

Ⓒ

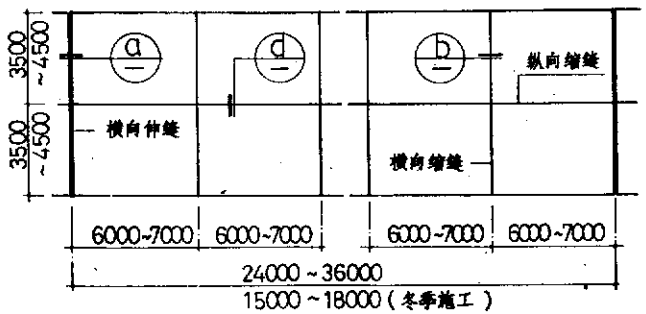

砼整体路面伸缩缝（路面宽度＜7000时可不设纵向缩缝）

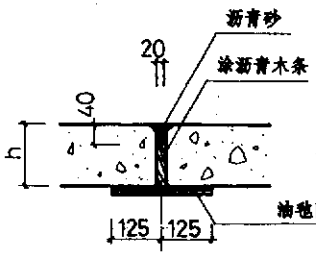

ⓐ

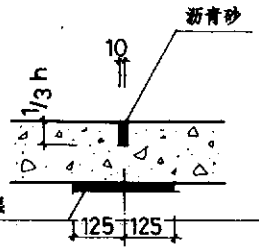

ⓑ

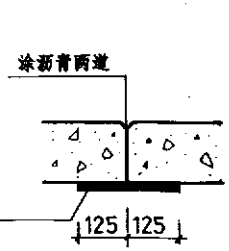

ⓓ

注：

甲、乙种路沿石均长495，C25砼予制，1:3石灰砂浆座砌，1:2水泥砂浆勾缝。

与沥青砼路面相接时，须刷沥青一道。砼整体路面的人行道平路沿可不设。

通用图 1995	道路横剖面、路沿石、伸缩缝	编号	苏J9508
		页次	46

跟多资料加微信公众号jianzhu118

① 水泥砼整体路面 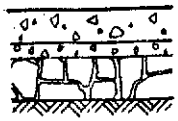	150~220厚C30砼面层 70 厚级配碎石 (25~40) 200 厚块石 (100~200) 压实路基	150 厚适于小区道路 220 厚适于居住区道路 面层伸缩缝详46页	⑤ 水泥砼整体路面	100厚C20砼面层 50 厚级配碎石 (25~40) 150 厚块石 (100~200) 压实路基	适用于组团路、宅间路和居住区、小区道路的人行道 面层伸缩缝详46页
② 水泥砼预制块路面 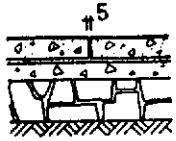	100厚C25砼预制块面层 25厚M5 混合砂浆 70 厚级配碎石 (25~40) 200 厚块石 (100~200) 压实路基	适用于停车场和小型广场	⑥ 水泥方砖路面	50厚 C25 细石砼块面层 30 厚米砂 70 厚级配碎石 (25~40) 压实路基	适用于人行道
③ 沥青砼路面 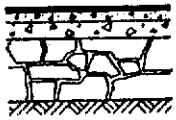	15 厚沥青砂面层 50 厚沥青砼（中粒式） 100 厚级配碎石 (50~80) 300 厚块石 (200~600) 压实路基	适用于小区、居住区道路	⑦ 卵石路面	100~120 厚卵石灌浆面层 25 厚 M10 水泥砂浆 70 厚级配碎石 (25~40) 压实路基	适用于公园小路
④ 沥青表面处治路面	30 厚沥青表面处治（双层式） 70 厚级配碎石 (25~40) 200 厚块石 (100~200) 压实路基	适用于临时性道路	⑧ 侧砌砖路面	120 厚侧砌砖面层 25 厚 M5 混合砂浆 70 厚级配碎石 (25~40) 压实路基	

注： 括号内数字示粒径范围

通用图 1995	道路路面结构	编号	苏J9508
		页次	47

跟多资料加微信公众号jianzhu118

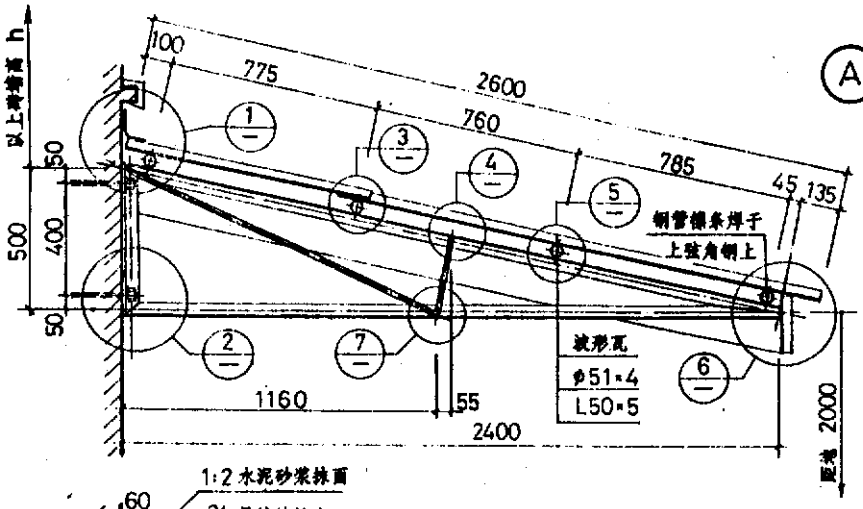

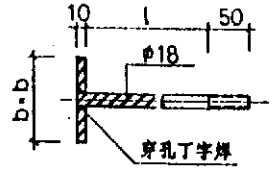

	l	b
砖墙	同墙厚	100
砼墙	≥180	50

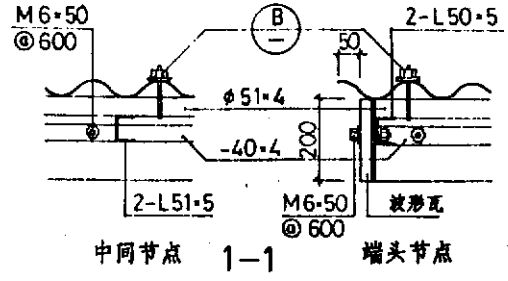

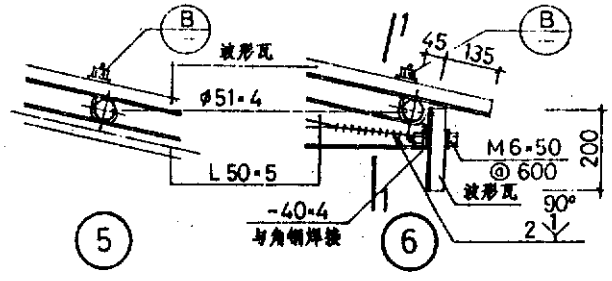

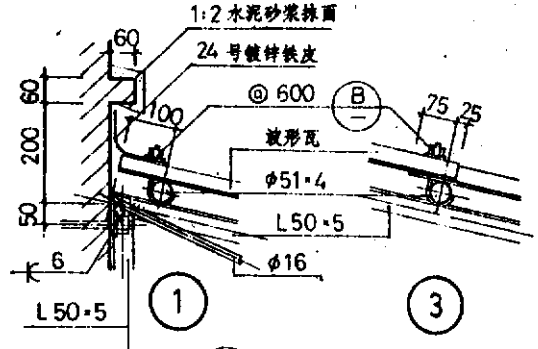

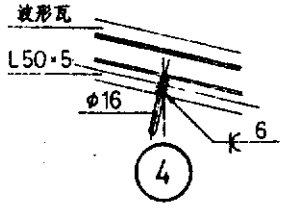

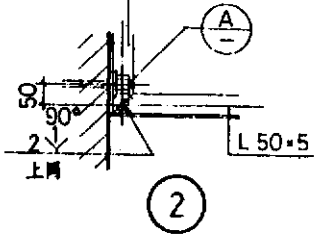

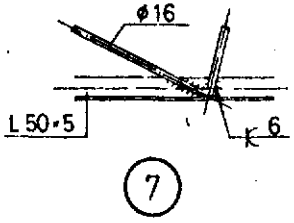

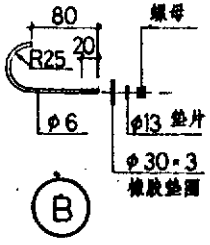

注：

钢架中距≤3.6M，总长宜≤18M。瓦材采用玻璃钢或塑料小波瓦。当所附墙体为240厚砖墙时，车棚以上墙高 h≥900。当考虑雪荷载0.2（0.4KN/M²）时，应采用370墙，且h≥800（1500）。

通用图 1995	附墙自行车棚	编号 苏J9508
		页次 48

跟多资料加微信公众号jianzhu118

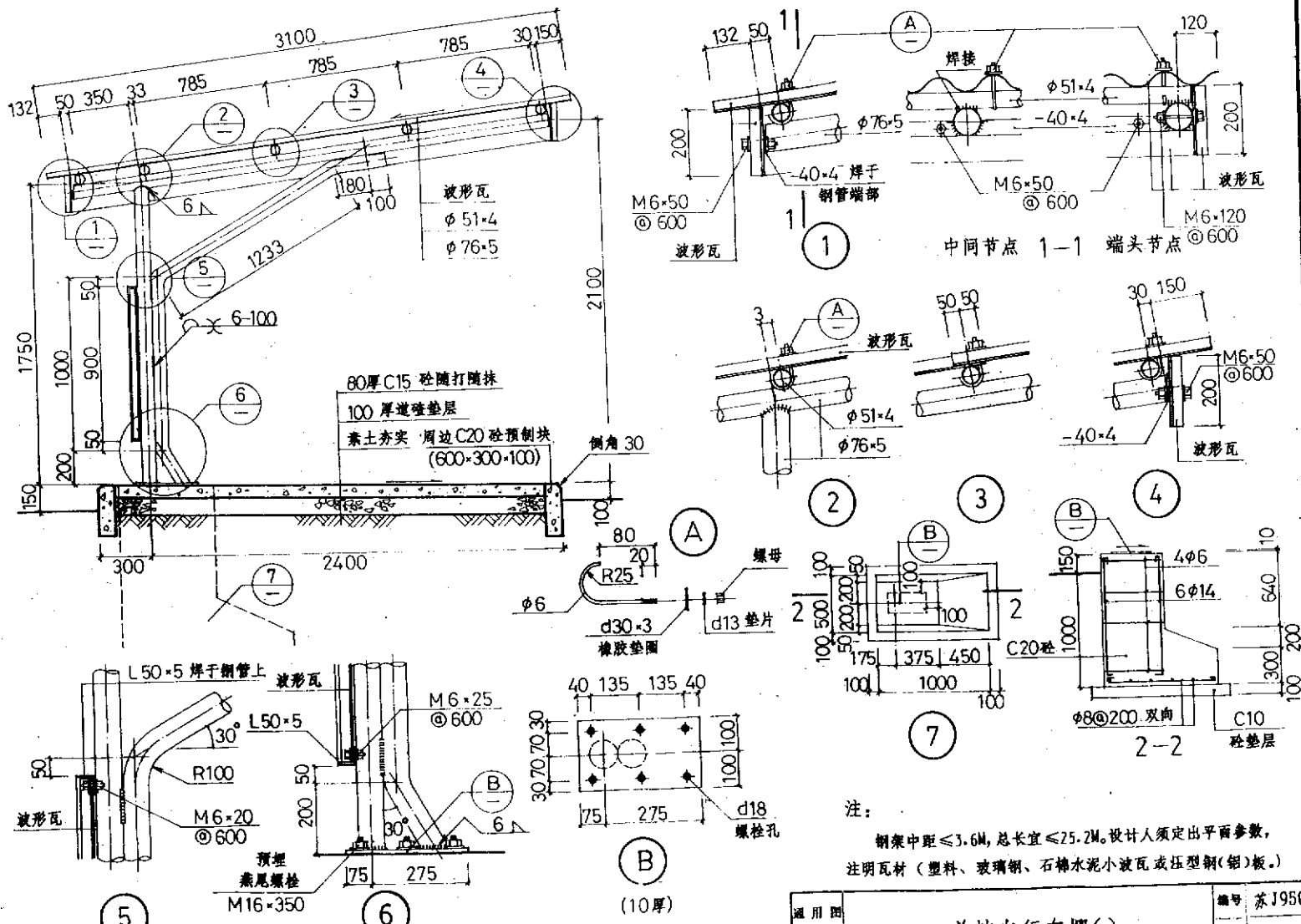

注：

钢架中距≤3.6M，总长宜≤25.2M。设计人须定出平面参数，

注明瓦材（塑料、玻璃钢、石棉水泥小波瓦或压型钢(铝)板。）

通用图 1995	单坡自行车棚(一)	编号	苏J95OB
		页次	49

跟多资料加微信公众号jianzhu118

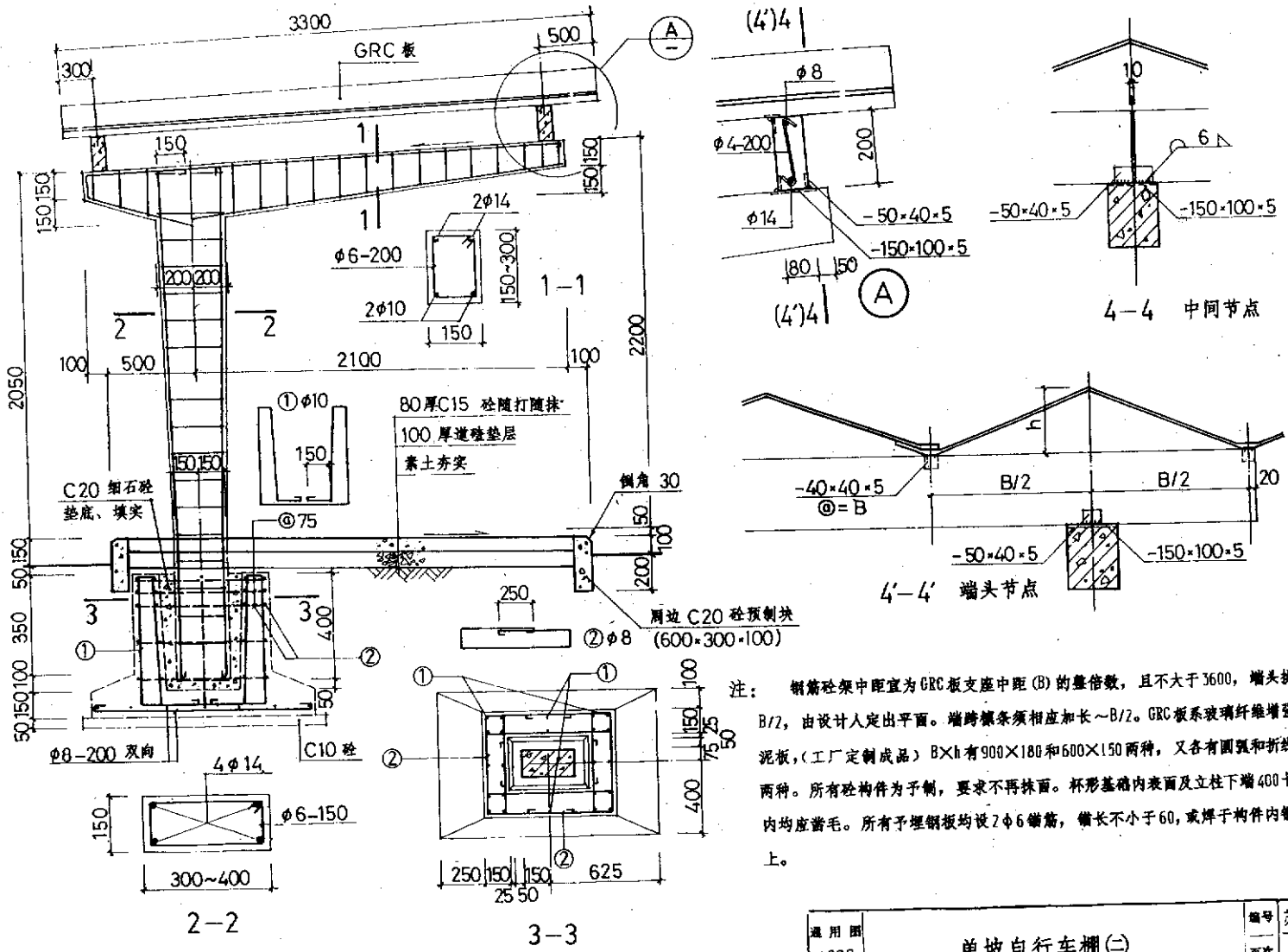

注：钢筋砼架中距宜为GRC板支座中距(B)的整倍数，且不大于3600，端头挑出B/2，由设计人定出平面。端跨檩条须相应加长～B/2。GRC板系玻璃纤维增强水泥板，(工厂定制成品) B×h有900×180和600×150两种，又各有圆弧和折线形两种。所有砼构件为予制，要求不再抹面。杯形基础内表面及立柱下端400长度内均应凿毛。所有予埋钢板均设2φ6锚筋，锚长不小于60，或焊于构件内钢筋上。

通用图 1995	单坡自行车棚(二)	编号	苏J9508
		页次	50

跟多资料加微信公众号jianzhu118

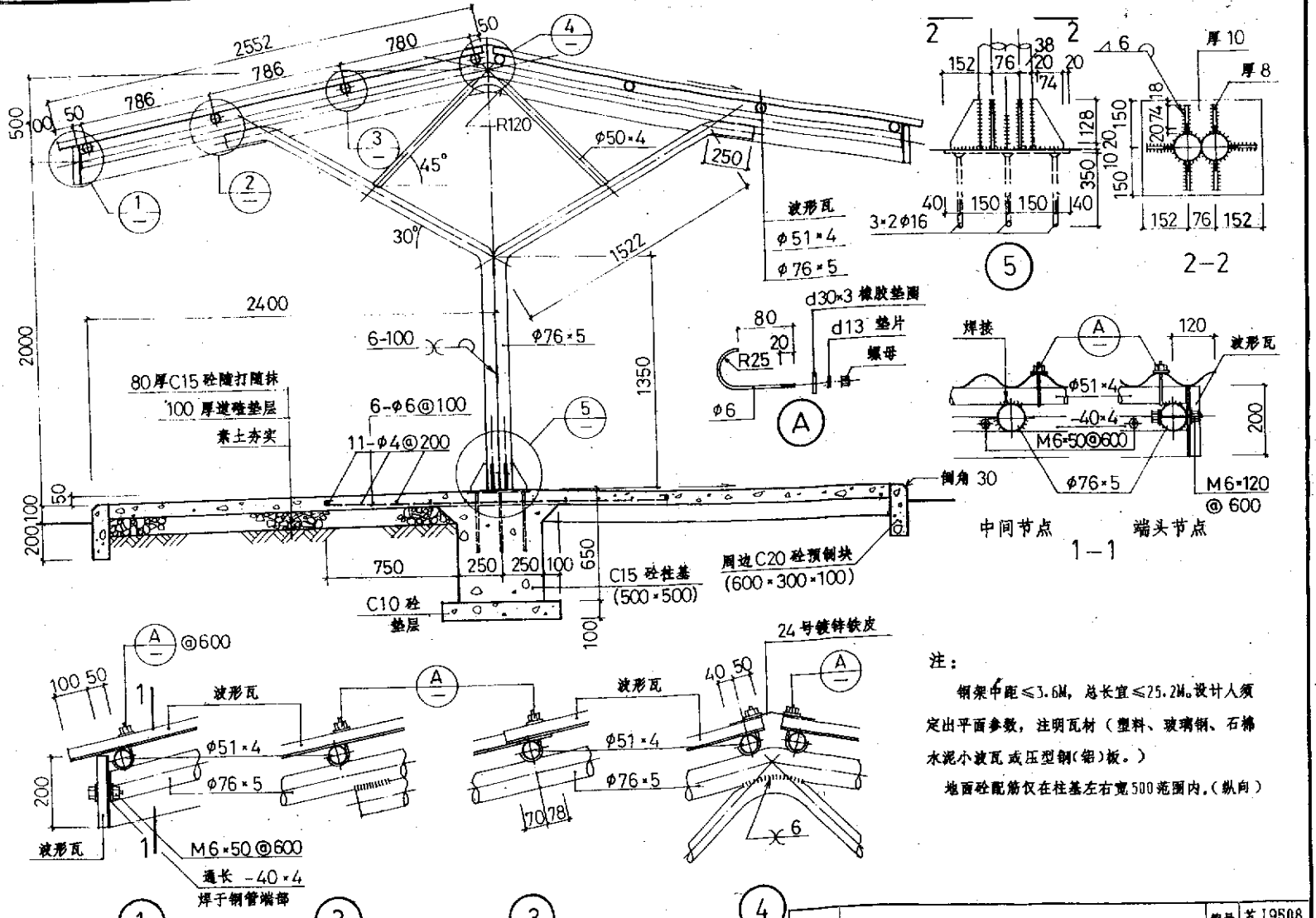

注：

钢架中距≤3.6M，总长宜≤25.2M。设计人须定出平面参数，注明瓦材（塑料、玻璃钢、石棉水泥小波瓦或压型钢(铝)板。）

地面砼配筋仅在柱基左右宽500范围内.(纵向)

通用图 1995	双坡自行车棚(一)	编号	苏J9508
		页次	51

跟多资料加微信公众号jianzhu118

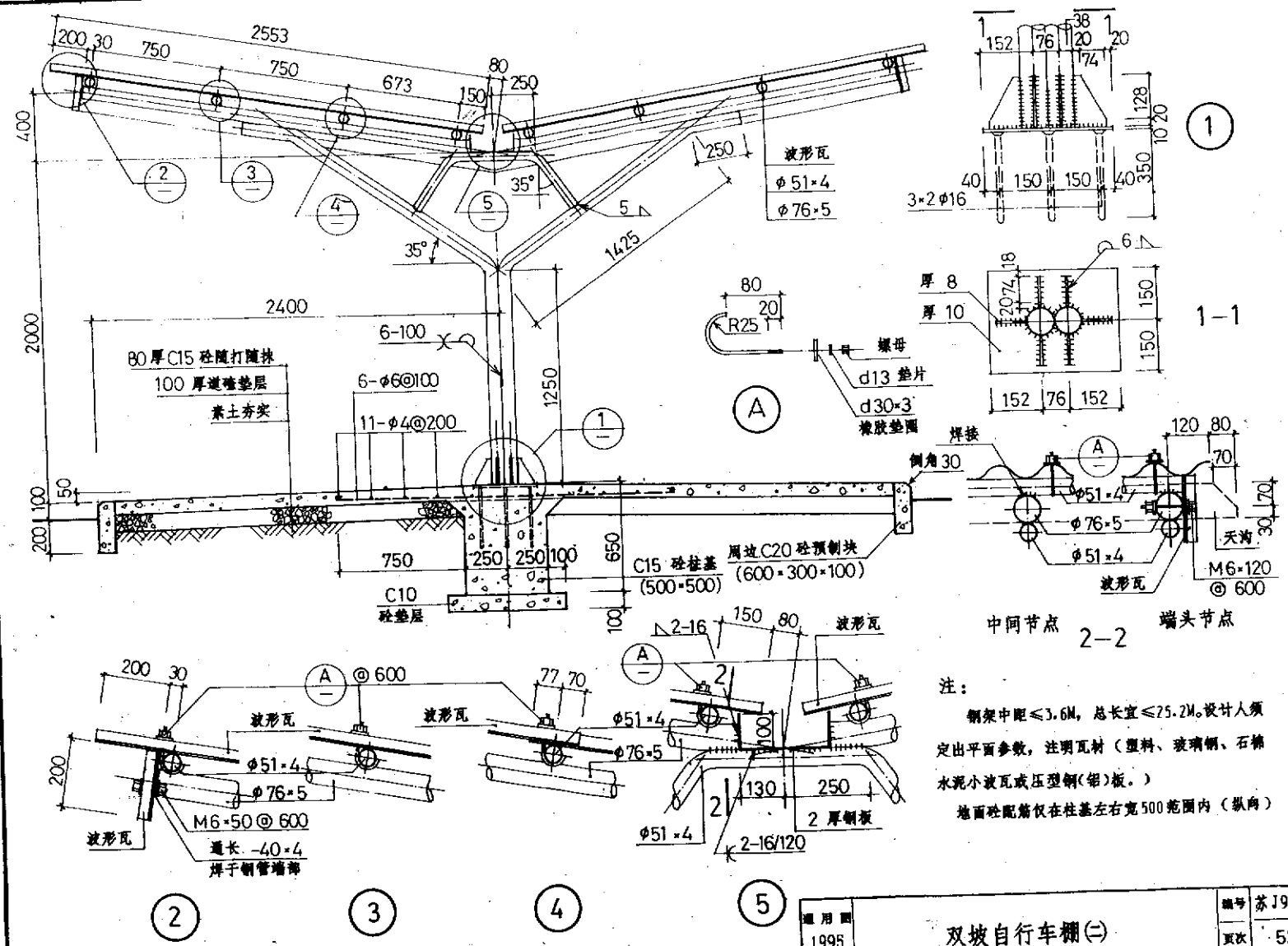

注：

钢架中距≤3.6M，总长宜≤25.2M。设计人须定出平面参数，注明瓦材（塑料、玻璃钢、石棉水泥小波瓦或压型钢(铝)板。）

地面砼配筋仅在柱基左右宽500范围内（纵向）

通用图 1995	双坡自行车棚(二)	编号	苏J9508
		页次	52

跟多资料加微信公众号jianzhu118

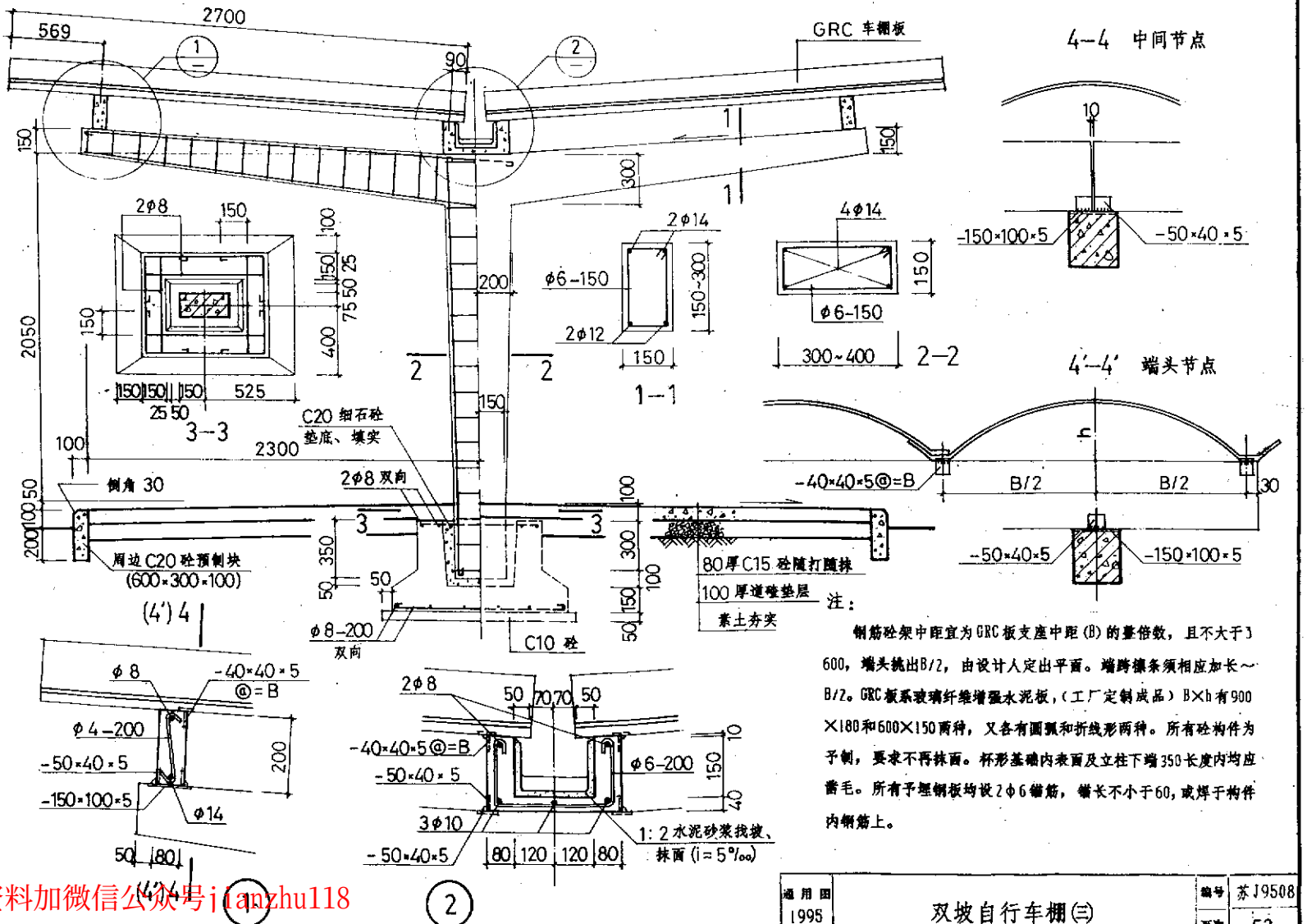

通用图 1995	双坡自行车棚(三)	编号	苏J9508
		页次	53

跟多资料加微信公众号jianzhu118

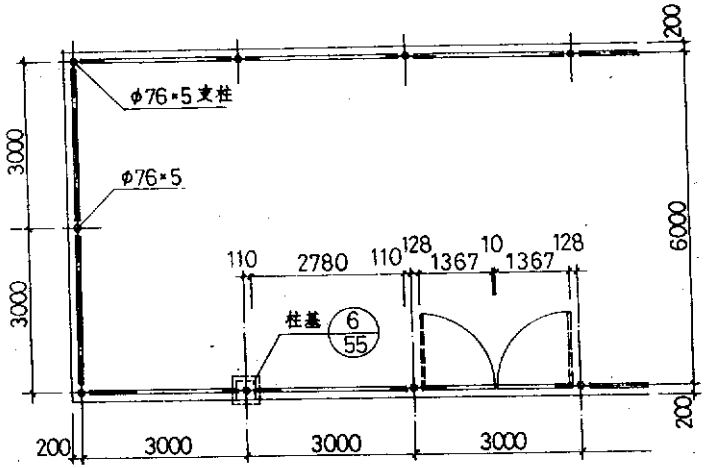

平　面

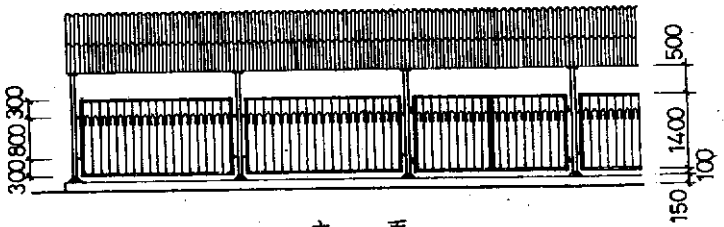

立　面

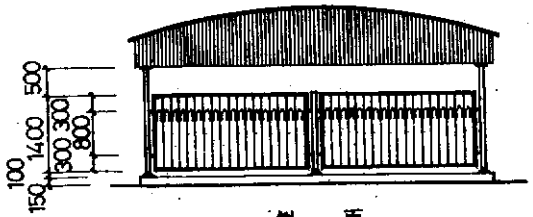

侧　面

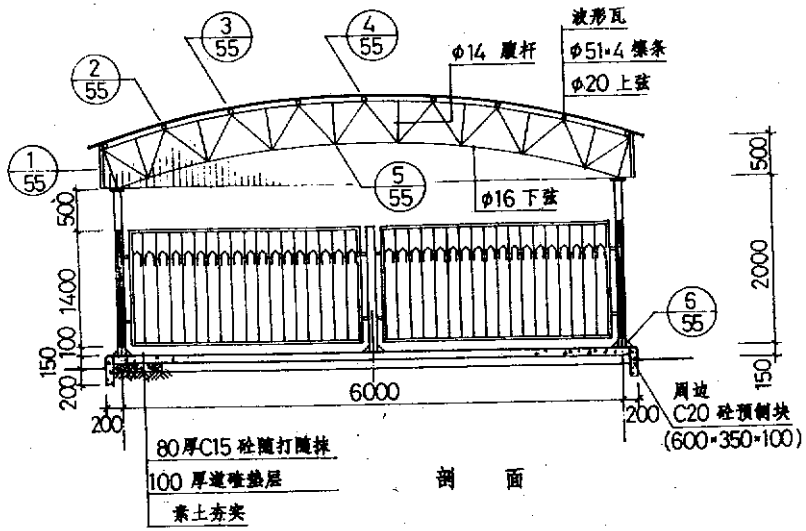

剖　面

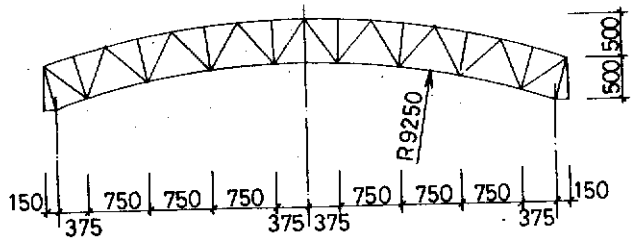

圆拱钢架轴线尺寸

注：

选用时设计人须定出开间数或平面，注明瓦材（塑料、玻璃钢或石棉水泥小波瓦或压型钢(铝)板。）需要时可如图选配铁围栏和大门。

通用图 1995	圆拱钢架自行车棚	编号	苏J9508
		页次	54

会签	日期	姓名	设计	日期	姓名	批准	审核	复核
			钢结构					

跟多资料加微信公众号jianzhu118

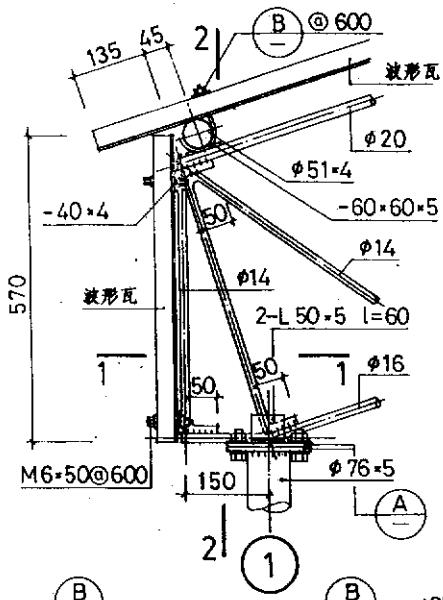

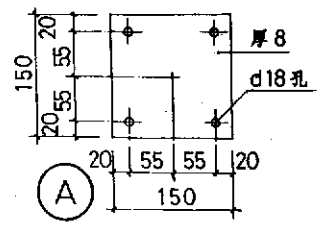

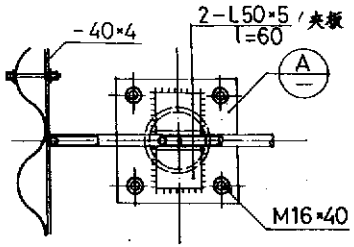

1-1

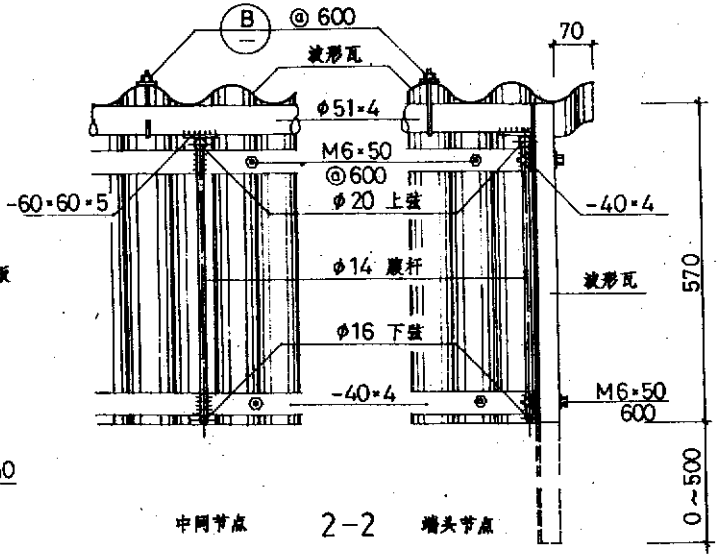

中间节点　2-2　端头节点

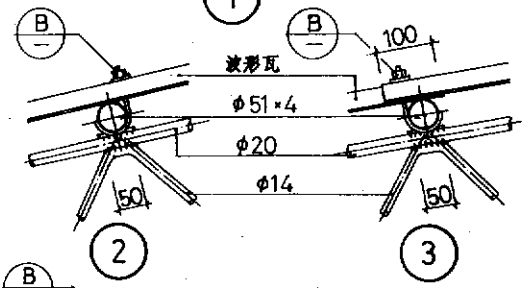

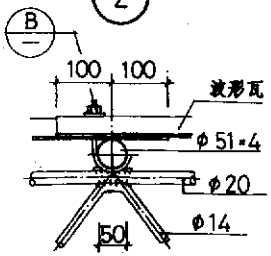

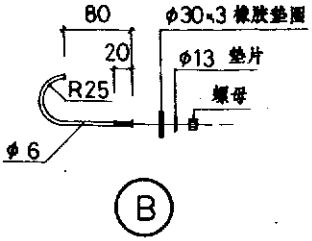

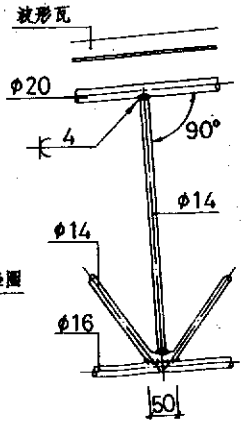

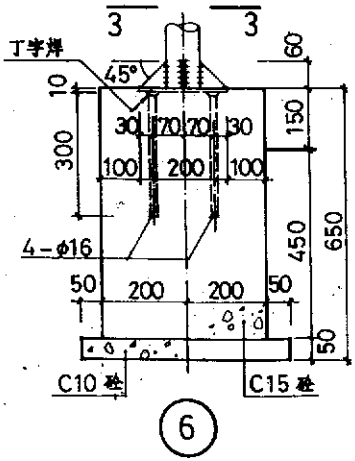

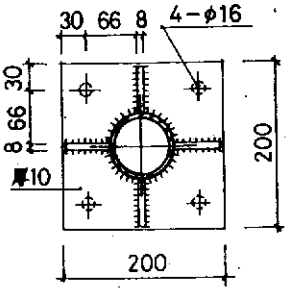

3-3

通用图 1995	圆拱钢架自行车棚详图	编号	苏J9508
		页次	55

跟多资料加微信公众号jianzhu118

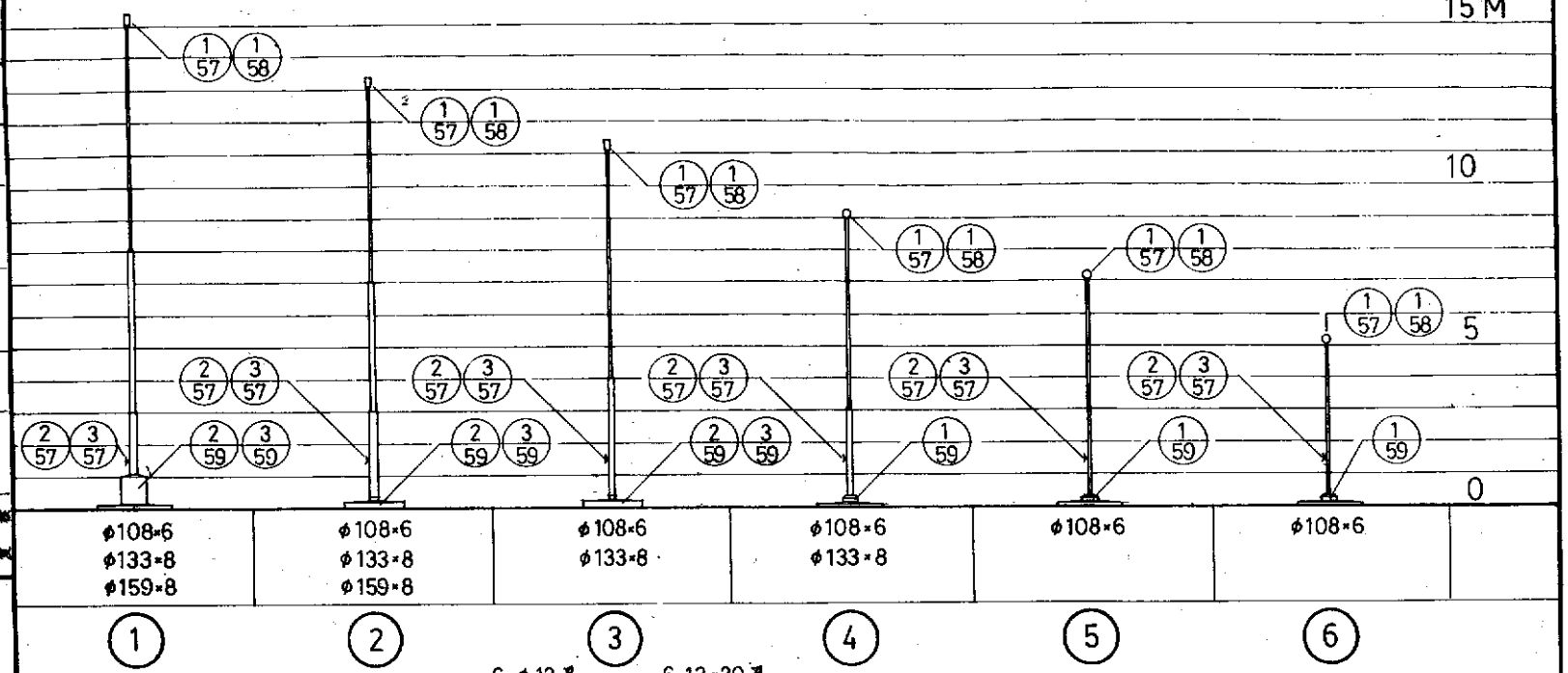

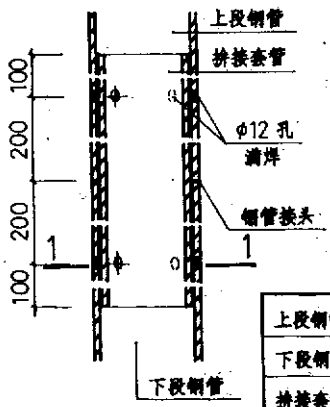

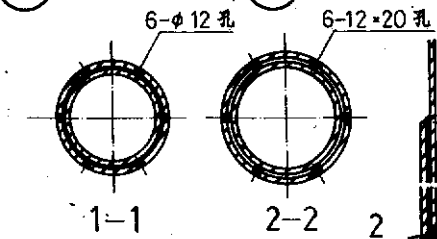

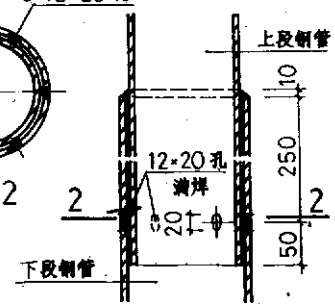

相同口径钢管对接

上段钢管 下段钢管	φ108×6	φ133×8	φ159×8
拚接套管	φ95×6	φ114×8	φ140×8
套管长度	600	600	600

不同口径钢管插接

上段钢管	φ108×6	φ133×8
下段钢管	φ133×8	φ159×8

注：

绕绳钩距地1500。与旗绳磨擦部位须磨圆抛光。旗杆须采用热轧无缝钢管。刷防锈漆两道、银粉漆两道或由设计人定。

通用图 1995	独立式旗杆	编号	苏J9508
		页次	56

跟多资料加微信公众号:jianzhu118

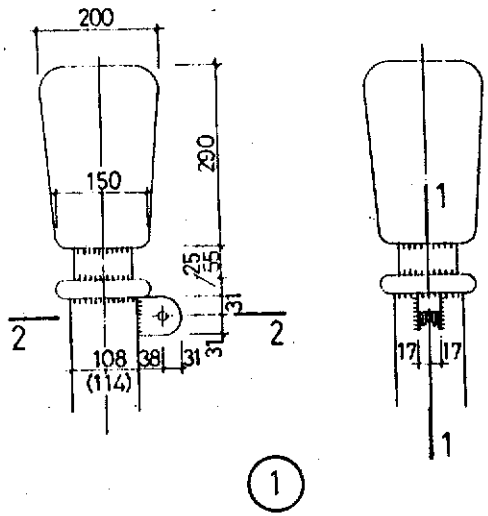

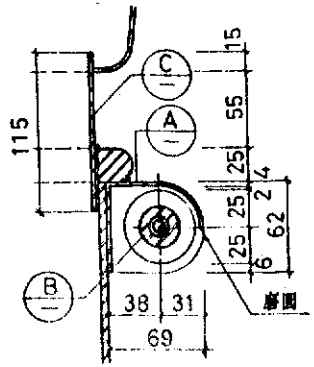

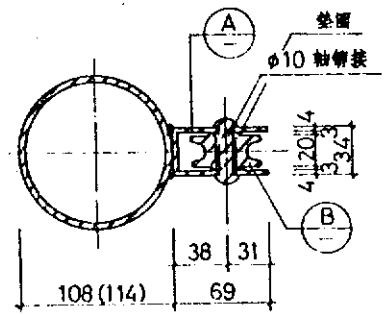

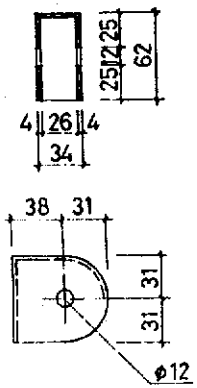

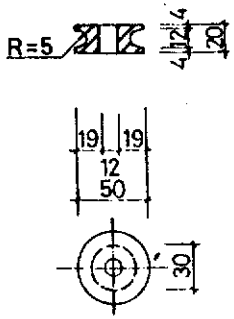

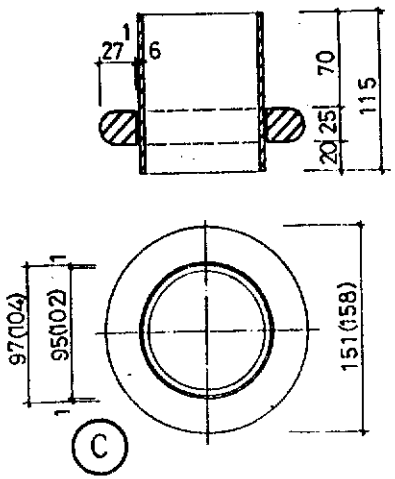

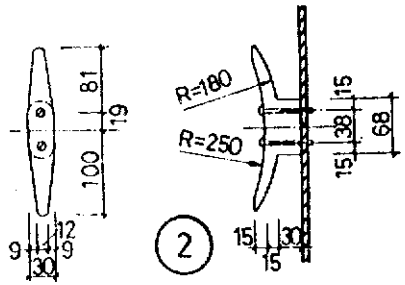

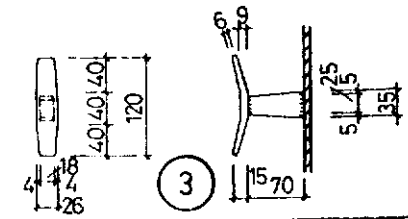

注：(1) 括号内数字用于φ114 钢管活动式旗杆。(2) 滑轮Ⓑ为青铜，轮轴(φ10)用45号钢；绕绳钩②为黄铜，③为钢板焊制，要求打磨光滑，转角磨圆。

通用图	长圆形旗杆顶。绕绳钩	编号 苏J9508
1995		页次 57

跟多资料加微信公众号jianzhu118

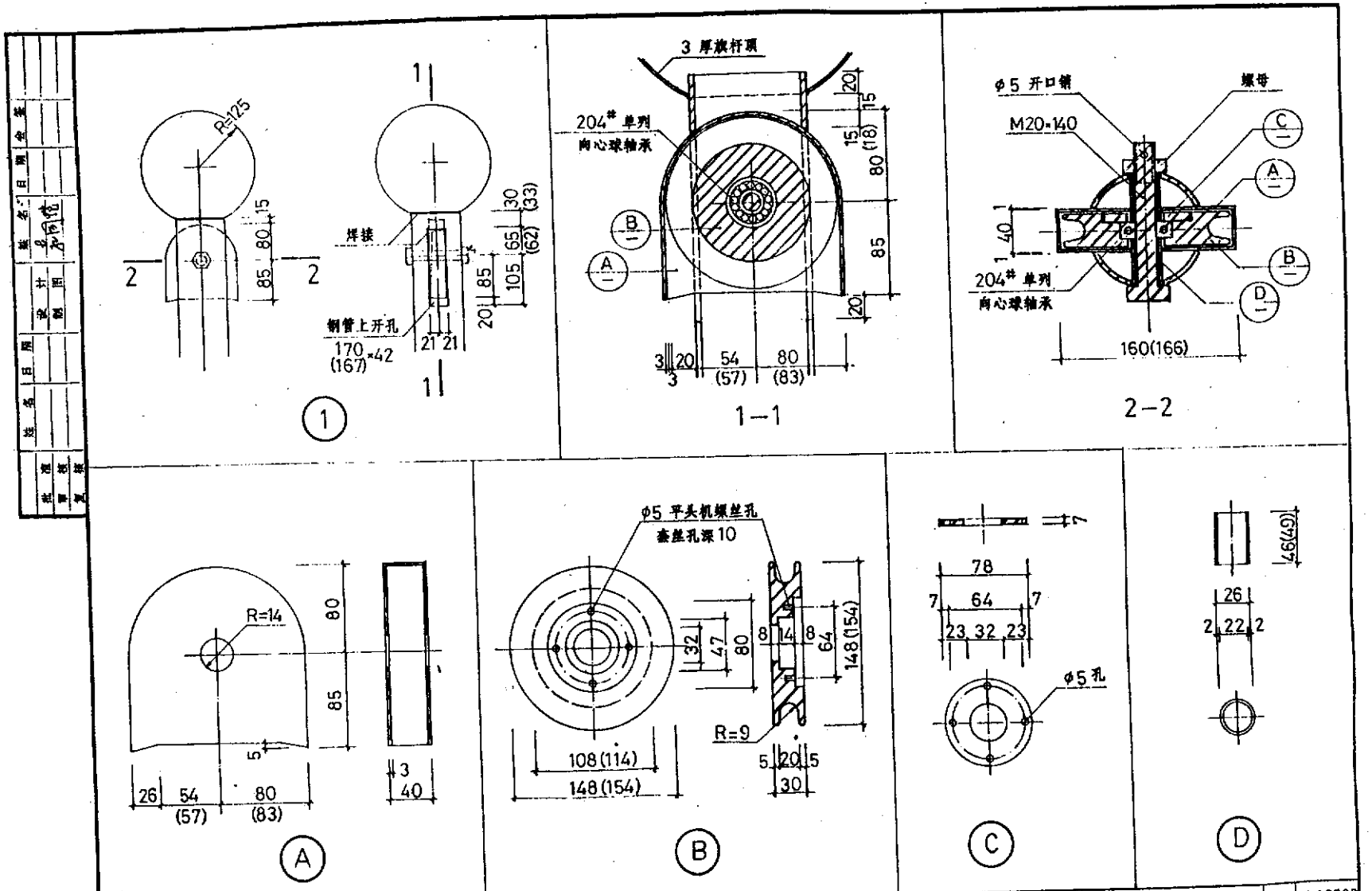

注：(1) 滑轮Ⓑ用钢加工.(黄铜)

(2) 括号内数字用于φ114 钢管活动式旗杆.

通用图 1995	球形旗杆顶	编号 苏J9508	页次 58

跟多资料加微信公众号|ianzhu118

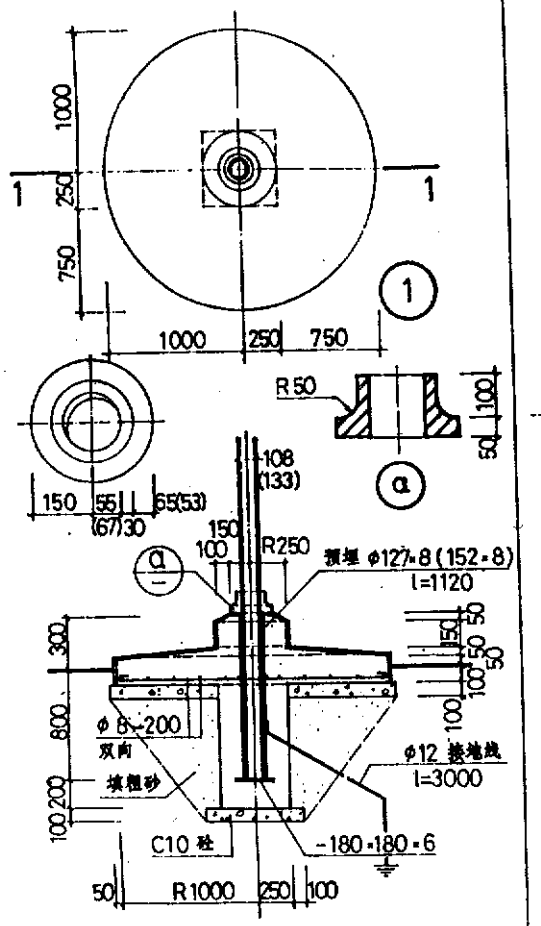

1—1

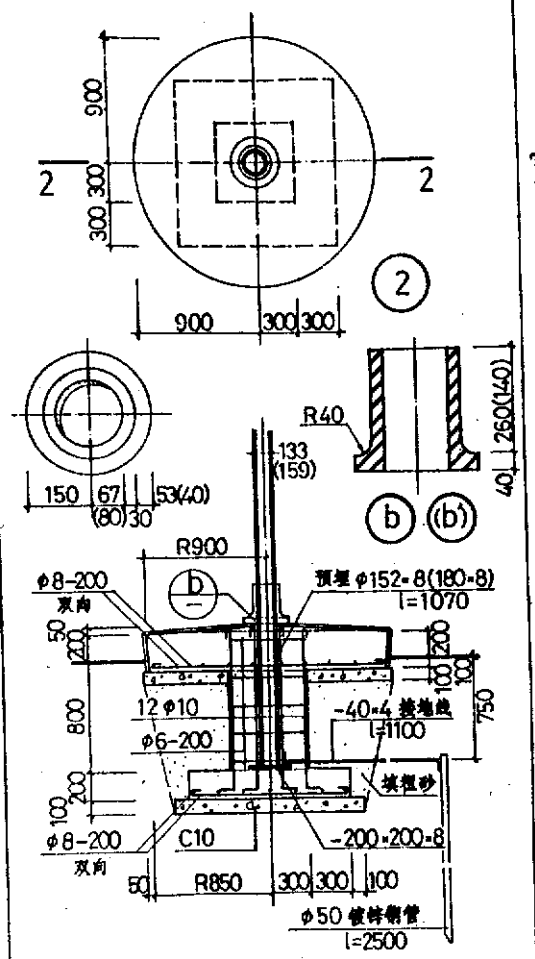

2—2

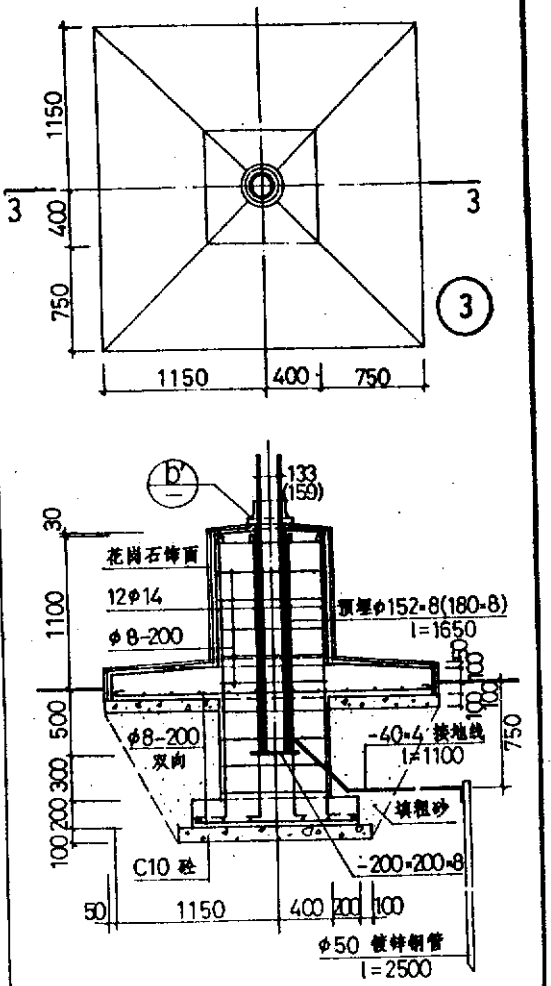

3—3

注：1号基座用于5～9M高旗杆，2、3号基座用于11～15M旗杆。饰面由设计人定。法兰盘为铸铁或铸钢，油漆同旗杆。

通用图	旗杆座	编号	苏J9508
1995		页次	59

跟多资料加微信公众号jianzhu118

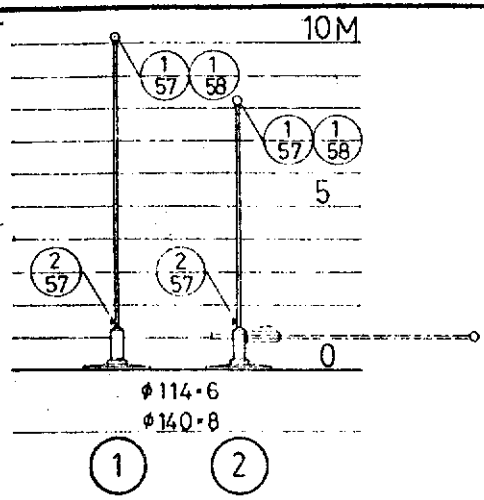

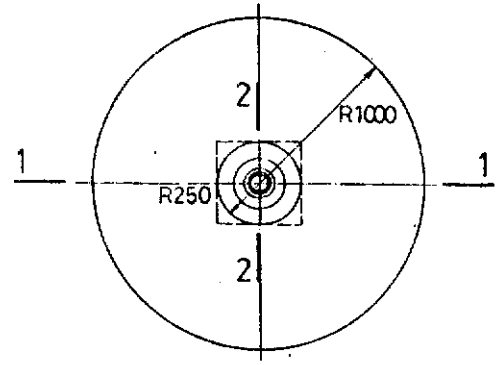

基座平面

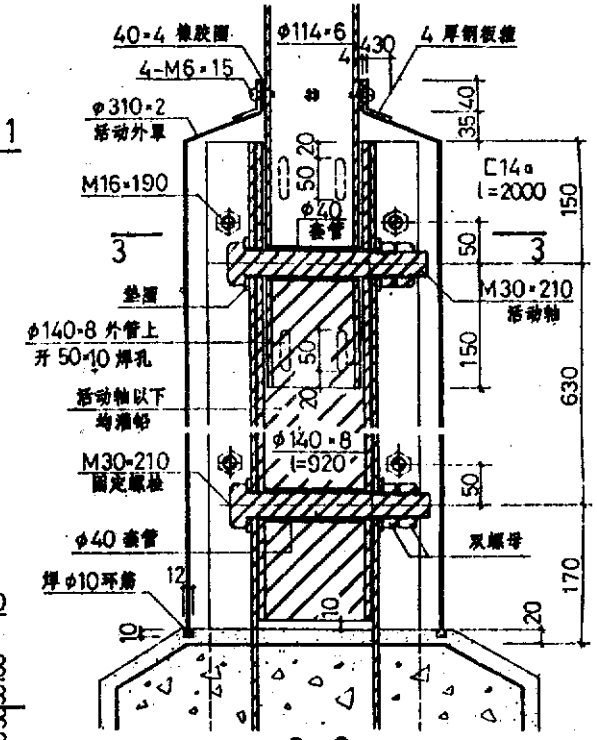

2—2

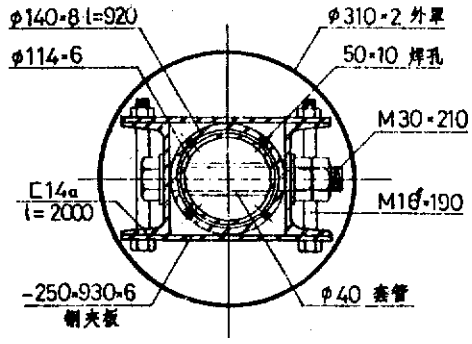

3—3

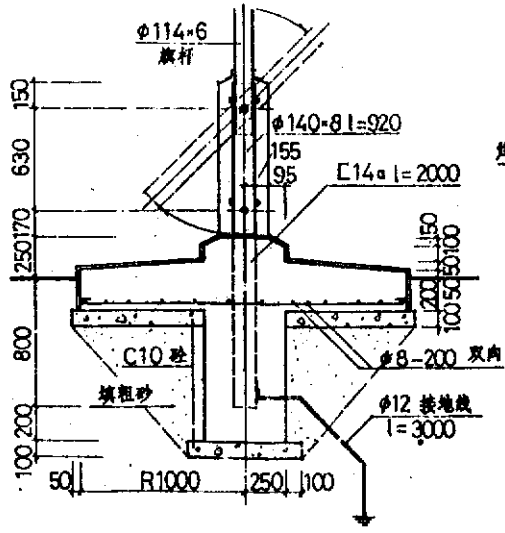

1—1

注：

旗杆须采用热轧无缝钢管。旗杆放倒顺序：卸下绕绳钩；卸下钢板箍螺丝；上提活动外罩；卸掉钢夹板；抽出下部固定螺栓；绕活动轴放倒旗杆。

通用图 1995	活动式旗杆	编号	苏J9508
		页次	60

跟多资料加微信公众号jianzhu118