山 东 省 建 筑 标 准 设 计

实建

木　门

DBJT14—2

图集号:L92J601

1996

跟多资料加微信公众号jianzhu118

木　　门

批准部门：山东省建设委员会　　批准文号：鲁建设发[1996]167号

主编单位：山东省建筑设计研究院　山东省标准设计办公室　　统一编号：DBJT14—2

实行日期：一九九六年七月一日　　图 集 号：L92J601

主编单位负责人：

主编单位技术负责人：

技术审定人：

设计负责人：

目　　录

目录 …… 1…2

设计说明 …… 3…5

M1 镶板门

M1 镶板门立面 …… 6…47

M1 玻璃镶板门剖面 a 型(上悬、平开、固定上亮) …… 48

M1 玻璃镶板门剖面 b 型(上悬、平开、固定上亮) …… 49

M1 玻璃镶板门剖面 c 型(上悬、平开、固定上亮) …… 50

M1 玻璃镶板门剖面 d 型(上悬、平开、固定上亮) …… 51

M1 玻璃镶板门剖面(a、b、c 型节点) …… 52

M1 玻璃镶板门剖面(c、d 型节点) …… 53

M1 玻璃镶板门剖面(e 型节点)(固定上亮) …… 54

M1 镶板门平开、上悬、固定式上亮 …… 55

M1 镶板门带纱扇剖面 …… 56

M2 夹板门

M2 夹板门立面 …… 57…92

M2 夹板门典型立面 …… 93…94

M2 夹板门典型立面及剖面 …… 95

M2 夹板门剖面及节点 …… 96

M2 夹板门剖面 …… 97

M2 夹板门剖面(网格骨架) …… 98

跟多资料加微信公众号jianzhu118

M3 弹簧门

M3 弹簧门立面 …… 99…118

M3 弹簧门扇典型立面 …… 119

M3 弹簧门扇典型立面及骨架、节点 …… 120

M3 弹簧门典型立面节点示意 …… 121

M3 弹簧门剖面(普通弹簧) ……122

M3 弹簧门剖面(门底弹簧) ……123

M3 弹簧门剖面(门底弹簧)、M1 镶板门百叶剖面 …… 124

M4 连窗门

M4 连窗门立面 …… 125…132

M4 连窗门典型立面及剖面 …… 133…135

M4 连窗门带纱扇典型立、剖面 …… 136

M5 民用推拉门

M5 民用推拉门典型立面 …… 137…138

M5 民用单扇、双扇推拉门剖面 …… 139…141

M5 民用单扇推拉门剖面 …… 142

M5 民用单扇、双扇推拉门剖面 …… 143…144

M6 拼板门

M6 拼板门立面 …… 145…148

M6 拼板门典型立面及剖面 …… 149…150

M7 平开大门

M7 平开大门立面 …… 151…154

M7 平开大门典型立面及剖面 …… 155…156

M7 平开大门典型立面及五金 …… 157

M8 推拉门

M8 推拉门立面 …… 158…161

M8 推拉门典型立面及剖面 …… 162…163

M8 推拉门五金 …… 164

门樘安装及一般防风砂节点示意 …… 165

五金数量表 …… 166

五金数量表说明 …… 167

推荐产品介绍

目　录	图集号	L92J601
	页次	2

跟多资料加微信公众号 ranzhu118

设　计　说　明

本图集根据山东省建委标准设计修编计划安排，山东省建筑设计研究院，山东省标准设计办公室负责修编，修编后代替原有图集LJ21，本图集出版后，原图集停止使用。（考虑到已下料的库存木门，原图集与新图集交替使用期为一年，由工程质量监督部门进行监督）。

一、使用范围：

本图集使用于普通、中、高不同档次的民用建筑和一般工业建筑及其辅助建筑的内外门，未考虑特殊情况下对木门和五金的特殊要求。

二、设计依据：

1、《建筑门窗洞口尺寸系列》GB5824——86

2、《木结构工程施工及验收规范》GBJ206——83

3、《建筑工程质量检验评定标准》GBJ301——88

三、门型和编号：

根据门的构造和用料不同，本图集分为八种类型，同种类型又因用料尺寸和装饰线角不同分为不同档次。

1、镶板门——M1

镶板门按用料大小装饰线角分为a、b、c、d、e不同档次。

M1a——镶板门（普通档次）

M1b——镶板门（中档次）

M1c——镶板门（高档次）

M1d——镶板门（高档次）

M1e——镶板门（高档次）

2、夹板门——M2

夹板门按面层材料分为a、b、c、d、e不同档次，面层材料一般采用硬质纤维板、三合板、复合板等，其芯料有木骨架、纤维板或三合板网格及蜂窝纸、麻杆等骨架，骨架可以互换。

M2a——夹板门（低档次，面层为硬质纤维板，简称纤维板面）

M2b——夹板门（普通档次，面层为三合板，简称胶合板面）

M2c——夹板门（中档次，基层为硬质纤维板或三合板外贴塑料模压装饰面层，简称塑贴板面）

M2d——夹板门（中档次，基层为硬质纤维板或三合板外贴木质装饰面层，简称木质装饰板面）

M2e——夹板门（高档次，面层为高密度装饰模压板，简称模压板面）

3、弹簧门——M3

M3a——普通弹簧门

M3b——门底弹簧门

4、连窗门——M4

5、民用推拉门——M5

6、拚板门——M6

7、平开大门——M7

8、推拉门——M8（工业用）

跟多资料加微信公众号jianzhu118

9、门代号及编号全称举例表示：

M2b---125---48a

- 48a：剖面所在页次
- 125：该类门顺序号
- M2b：普通档次，面层为三合板
- M：夹板门

注：如选用带纱门扇时，在该类门的顺序号后加S，
例如：M1b——14S——48a

四、材料要求：

1、木材应选用红白松，当选用其它木材时，应符合《木结构施工及验收规范》GBJ206—83及《建筑工程质量检验评定标准》GBJ301—88的有关规定，木材含水率不大于12%。

2、镶板门的门芯板一般用12厚木板刨光胶结，也可用九合板，十一合板及木质复合板10厚代替。

3、镶板门，夹板门采用的纤维板应不低于国家标准《硬质纤维板技术要求》GB12626·2—90中的二级板质量要求。

4、本图集采用的三合板其厚度不应小于3.5毫米。

5、夹板门可采用纤维板或三合板网格及蜂窝纸、麻杆等芯料代替部分骨架，当中间横向骨架采用两根时尺寸为35×52，采用三根时尺寸为35×35。

6、当芯料采用纤维板或三合板网格时，网格中距面积不大于4000平方毫米。

7、麻杆要经过筛选使用，要求两端平整，无虫蛀无霉烂。

8、骨架可采用指形榫胶结，其榫长及强度等技术要求必须符合《木结构工程施工及验收规范》GBJ206—83中的规定。

9、锁木要求每边两块整木或采用两块刨光胶结，一般为35×52×360，特殊情况下由设计人确定。

五、技术要求：

1、本图集所注尺寸均以毫米为单位，节点图中所注尺寸均为净料，成品质量要求及允许误差应符合国家现行标准和有关规定。

2、镶板门、拼板门的门扇宽大于900时，应在背面榫槽结合处设置铁三角，开槽与门扇面镶平。

3、门框和门扇骨架的榫槽结合应严密，应采用尿醛树脂胶或酚醛树脂胶粘结，结构必须牢固。

4、门框和中竖挺高度按图注尺寸一律加长20毫米为埋入地面深度尺寸。

5、本图集以嵌樘（后安装门框）安装为主，框料与墙体间缝隙每边10毫米。

6、门下冒头宽度大于200毫米时，可采用粘结技术进行拼结。

7、夹板门的面层，严禁用钉结合，制作必须采用热压或冷压工艺，其技术参数应按照现行规范、标准执行。

8、夹板门封边条厚度为12厚，用无钉胶结工艺封边。

9、镶板门的门芯板当宽度大于700毫米、高度大于1000毫米时，可采用十一合板及细木工板制作。

六、门樘安装：

1、嵌樘安装（后安装门框）：

门樘的上框不做走头，上框与边框、上框与中竖框的交结处，用木楔双向挤紧，边框与墙体连接采用墙内预埋防腐燕尾木砖115×115×55 中距不大于750毫米，每

跟多资料加微信公众号jianzhu118

校对	陈斌	陈斌	2002.12
设计	刘建	刘建	2002.12
制图			

边不少于三块，门框与木砖间缝隙加垫小木块钉牢。

2、立樘安装(先安装门框)：

立樘的上框两端做不少于120毫米长的走头，边框侧面做115×115×55防腐燕尾木砖，中距不大于750毫米，每边不少于三块砌入墙内。

3、当门宽大于3000毫米时，门过梁中部预埋木砖60×60×80与门上框钉牢。

七、玻璃、五金、油漆：

1、玻璃：弹簧门一般为5厚玻璃，其余除注明者外均为3厚玻璃，部分双扇门的上亮没有分格时，一般为5厚玻璃，卫生间门的玻璃设计未注明时，采用磨砂玻璃或压花玻璃，玻璃安装前必须先嵌底灰后装玻璃，再用木压条钉牢。

2、五金：一般采用市售成品，五金数量见五金表，有特殊要求时，由设计人自定。

3、油漆：颜色品种由设计人自定，凡与砖或混凝土接触的木材，均刷煤焦油防腐处理，凡露明铁件应涂红丹两道，色油同门的油漆。

八、选用说明及方法：

1、本图集立面示意均为外立视。

2、本图集门上亮按开启方式分为固定式、平开式和上悬式三种，各形式中又分装玻璃或装九合板(12厚木板也可)，具体由设计人选定。

3、索引方法：

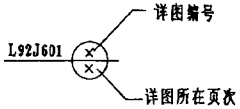

九、其它：

1、门的代号、剖面图号由具体设计人选定。

2、立面图中的"L"仅代表长度，不代表具体数字。

3、图中所注尺寸，是根据立面图所代表的门剖面类型标注的(13、23、41页除外)。

4、选用不同剖面类型的门时，由于用料大小不同，其尺寸做相应的调整。

5、本图集仅镶板门、连窗门带纱扇，其它类型的门未考虑纱扇。

6、当选用外门及潮湿环境房间的门时，不宜选用夹板门。

7、本图集除注明者外，应遵照国家现行的有关标准、规范和规定。

跟多资料加微信公众号jianzhu118

洞口	宽	700							
高	框口	680							
2000	1990	M1-1	M1-2	M1-3	M1-4	M1-5	M1-6	M1-7	M1-8
2100	2090	M1-9	M1-10	M1-11	M1-12	M1-13	M1-14	M1-15	M1-16
2500	2490	M1-17	M1-18	M1-19	M1-20	M1-21	M1-22	M1-23	M1-24

剖面图号：48(a).49(b).50(c).51(d)　　本图立面为（a）型

M1 镶板门立面

图集号	L92J 601
页　次	6

跟多资料加微信公众号|tianzhu118

洞口	宽	800
高	洞口	780

2000	1990	M1-25	M1-26	M1-27	M1-28	M1-29	M1-30	M1-31	M1-32
2100	2090	M1-33	M1-34	M1-35	M1-36	M1-37	M1-38	M1-39	M1-40
2500	2490	M1-41	M1-42	M1-43	M1-44	M1-45	M1-46	M1-47	M1-48

剖面图号：48(a)、49(b)、50(c)、51(d)、54(e)　本图立面为（a）型

M1 镶板门立面

图集号	L92J601
页次	7

设计	郭之梦
校对	李炳程
审核	张迪

跟多资料加微信(或者qq)：mayixiu1314

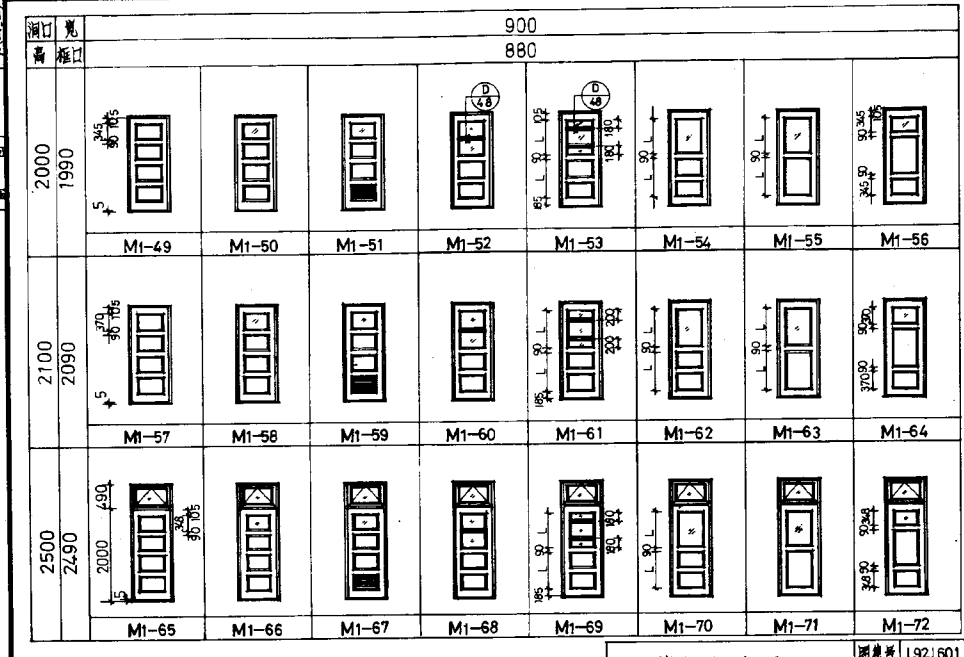

制画图号.48(a).49(b).50(c).51(d)　本图立面为（a）型

M1 镶板门立面

图集号	L92J601
页次	8

跟多资料加微信公众号jianzhu118

洞口	宽	900
高	框口	880

2700	2690							
		M1-73	M1-74	M1-75	M1-76	M1-77	M1-78	M1-79
		M1-80	M1-81	M1-82	M1-83	M1-84	M1-85	M1-86

跟多资料加微信 xiaoxiao6018

剖面图号 48(a).49(b).50(c).51(d).

本图立面为(a)型

M1 镶板门立面

图集号	L92J 601
页次	9

校对	设计	制图	张鸿基
			陈立宏
			吉惟城

洞口	宽	900							
洞口	高	880							
2000	1990	M1—87	M1—88	M1—89	M1—90	M1—91	M1—92	M1—93	M1—94
2100	2090	M1—95	M1—96	M1—97	M1—98	M1—99	M1—100	M1—101	M1—102
2500	2490	M1—103	M1—104	M1—105	M1—106	M1—107	M1—108	M1—109	M1—110

剖面图号：48(a).49(b).50(c).51(d)　　本图立面为（d）型

M1 镶板门立面

图集号	L92J 601
页次	10

跟多资料加微信公众号jianzhu118

洞口		宽	900
高	框口		880
2100	2090		M1-111 M1-112 M1-113 M1-114 M1-115 M1-116 M1-117 M1-118
2500	2490		M1-119 M1-120 M1-121 M1-122 M1-123 M1-124 M1-125 M1-126
2700	2690		M1-127 M1-128 M1-129 M1-130 M1-131 M1-132 M1-133 M1-134

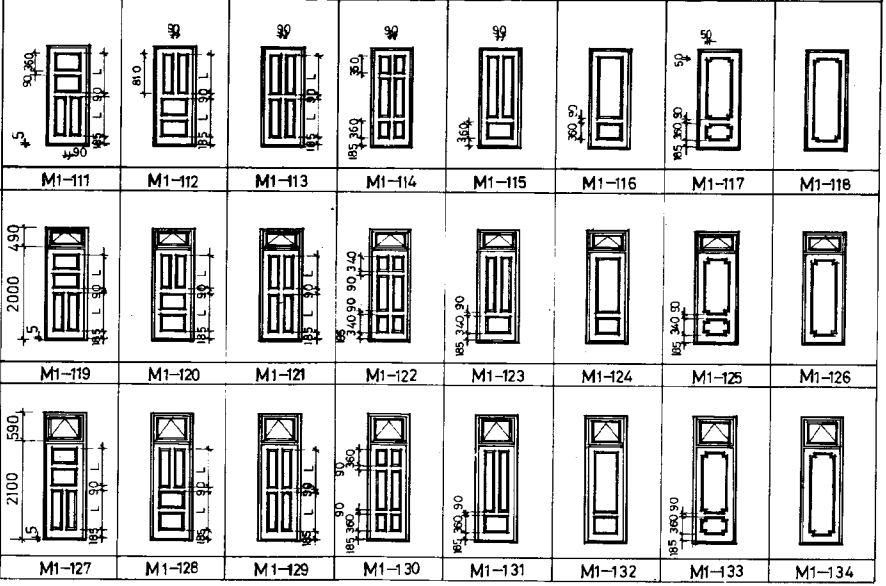

剖面图号：48(a)、49(b)、50(c)、51(d)、54(e)　本图立面为(a)型

M1 镶板门立面

图集号	L92J601
页次	11

跟多资料加微信公众号:jianzhu118

洞口	宽	900
高	框口	880

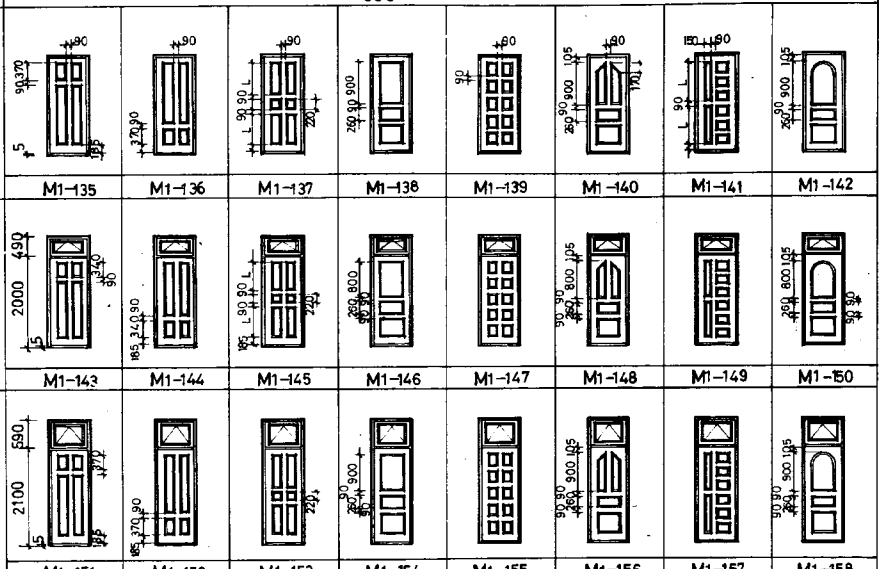

剖面图号 48(a).49(b).50(c).51(d).54(e) 本图立面为(a)型

M1 镶板门立面

图集号	L92J601
页次	12

跟多资料加微信公众号jianzhu118

洞口	宽	900
高	框口	880
2100	2090	

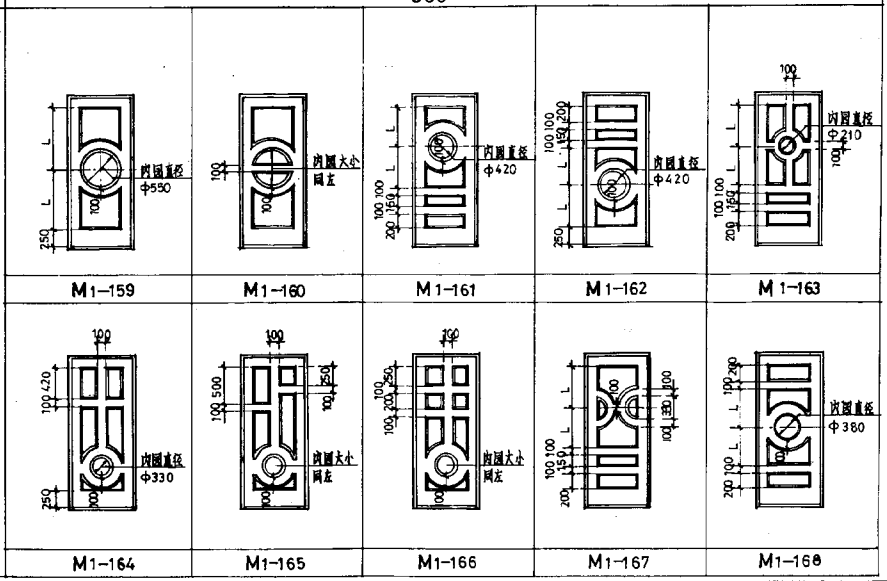

M1-159 M1-160 M1-161 M1-162 M1-163

M1-164 M1-165 M1-166 M1-167 M1-168

剖面图号：48(a).49(b).50(c).54(e)　　本图立面为(a)型

M1 镂板门立面

图集号	L92J601
页次	13

跟多资料加微信公众号jianzhu118

洞口	宽	1000						
高	框口	980						
2000	1990	M1—169	M1—170	M1—171	M1—172	M1—173	M1—174	M1—175
2100	2090	M1—176	M1—177	M1—178	M1—179	M1—180	M1—181	M1—182
2500	2490	M1—183	M1—184	M1—185	M1—186	M1—187	M1—188	M1—189

剖面图号：48(a)，49(b)，50(c)，51(d)　本图立面为（a）型

M1 镶板门立面

图集号 L92J 601

页次 14

限多资料加微信公众号jianzhu118

洞口	宽	1000
高	框口	980

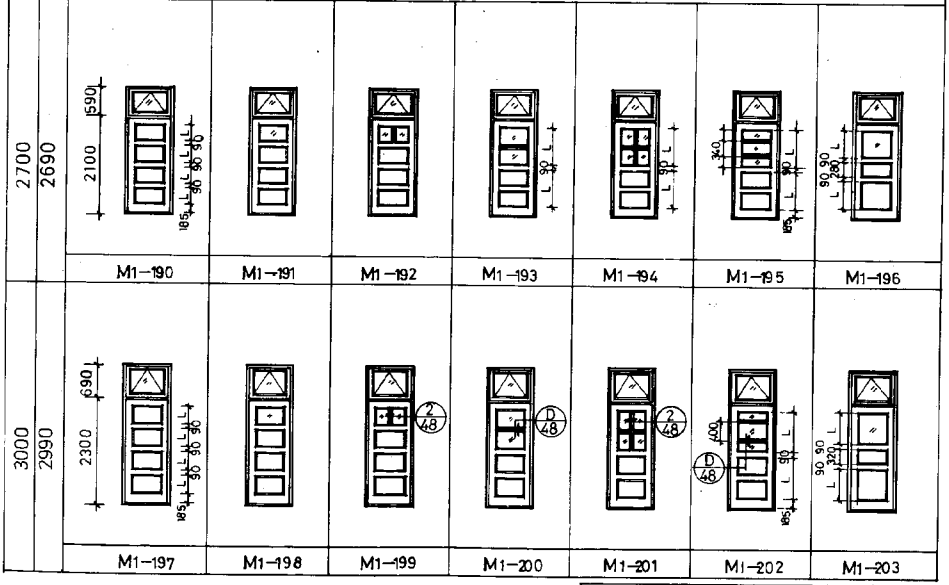

剖面图号入 28(a).29(b).50(c).51(d) 本图立面为(a)型.

M1 镶板门立面

图集号	L92J601
页次	15

跟多资料加微信公众号jianzhu118

洞口	宽	1000
高	框口	980
2000	1990	M1—204 M1—205 M1—206 M1—207 M1—208 M1—209 M1—210
2100	2090	M1—211 M1—212 M1—213 M1—214 M1—215 M1—216 M1—217
2400	2390	M1—218 M1—219 M1—220 M1—221 M1—222 M1—223 M1—224

剖面图号：48(a)，49(b)，50(c)，51(d)，54(e)　本图立面为（a）型

M1 镶板门立面

图集号	L92J601
页次	16

跟多资料加微信公众号jianzhu118

洞口	宽	1000
高	框口	980

2000	1990							
		M1-225	M1-226	M1-227	M1-228	M1-229	M1-230	M1-231
2100	2090	M1-232	M1-233	M1-234	M1-235	M1-236	M1-237	M1-238
2400	2390	M1-239	M1-240	M1-241	M1-242	M1-243	M1-244	M1-245

剖面图号 48(a).49(b).50(c).51(d).54(e)　本图立面为 (d) 型

M1 钢 板 门 立 面

图集号	L92J601
页 次	17

校核	陈立学	设计	李怀仙	制图	张丽娟

跟多资料加微信/公众号：jianzhu118

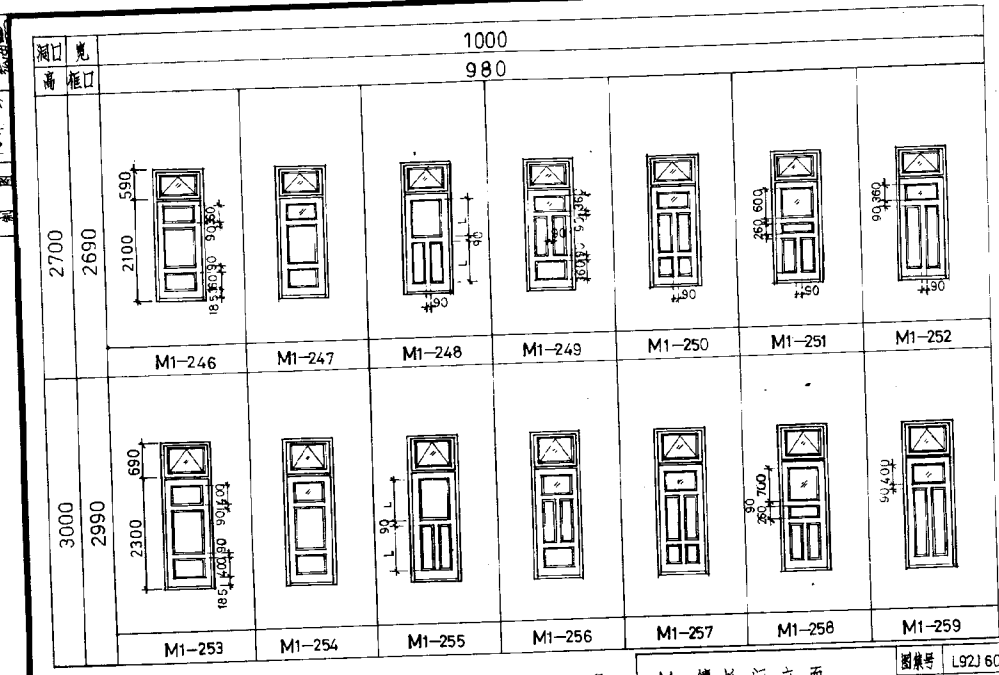

剖面图号 48(a).49(b).50(c).51(d).54(e) 本图立面为(a)型

M1 镀板门立面

图集号	L92J601
页次	18

跟多资料加微信公众号jianzhu118

洞口	宽	1000
	高	980

洞口高	洞口宽	1000						
2000	1990	M1-260	M1-261	M1-262	M1-263	M1-264	M1-265	M1-266
2100	2090	M1-267	M1-268	M1-269	M1-270	M1-271	M1-272	M1-273
2400	2390	M1-274	M1-275	M1-276	M1-277	M1-278	M1-279	M1-280

剖面图号：48(a)、49(b)、50(c)、51(d)、54(e) 本图立面为(a)型

M1 镶板门立面

图集号	L92J601
页次	19

校核	张之强	张之强
设计	毛炳钧	毛炳钧
制图		

跟多资料加微信/公众号:jianzhu118

洞口	宽	1000						
高	洞口	980						
2000	1990	M1-281	M1-282	M1-283	M1-284	M1-285	M1-286	M1-287
2100	2090	M1-288	M1-289	M1-290	M1-291	M1-292	M1-293	M1-294
2400	2390	M1-295	M1-296	M1-297	M1-298	M1-299	M1-300	M1-301

剖面图号：48(a)、49(b)、50(c)、51(d)、54(e)　本图立面为(a)型

M1 镶板门立面

图集号	L92J601
页次	20

跟多资料加微信公众号jianzhu118

门洞	宽	1000
高	墙口	980

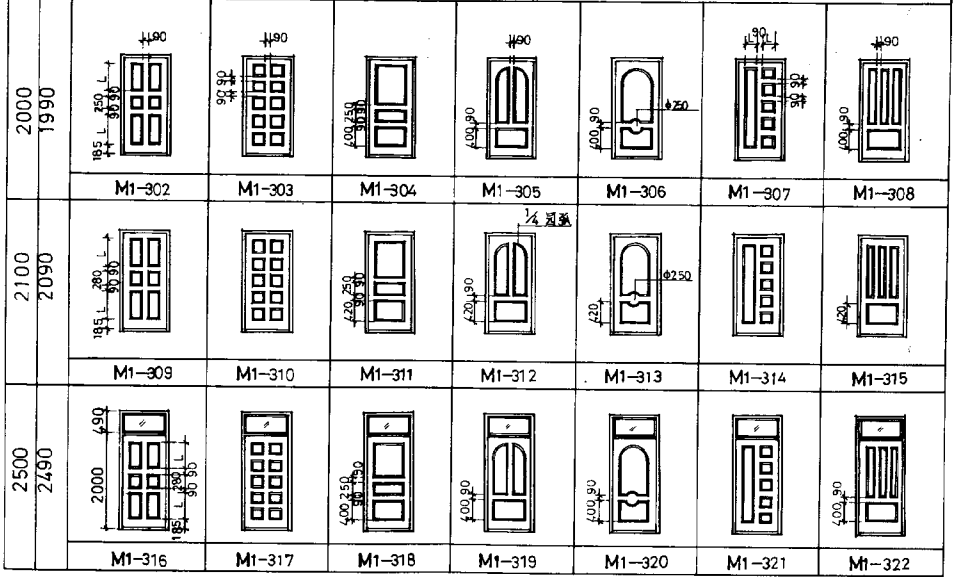

图集号 78(a) 79(b) 50(c) 51(d) 54(e)　本图立面为(a)型

M1 镶板门立面

图集号	L92J601
页次	21

校核	张22.12
设计	王怀程
制图	张德凯

跟多资料加微信公众号：jianzhu118

洞口	宽	1000
高	框口	980
2000	1990	M1-323 M1-324 M1-325 M1-326 M1-327 M1-328 M1-329
2100	2090	M1-330 M1-331 M1-332 M1-333 M1-334 M1-335 M1-336
2500	2490	M1-337 M1-338 M1-339 M1-340 M1-341 M1-342 M1-343

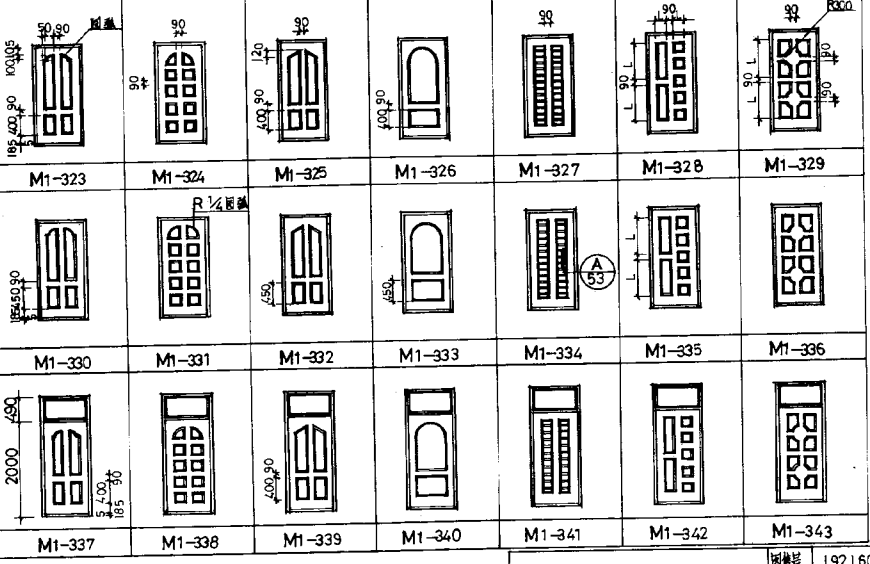

注：面板图号 (48(a) 49(b) 50(c) 51(d) 54(e) 本图立面为(a)型

M1 镶板门立面

图集号	L92J 601
页次	22

跟多资料加微信公众号 jianzhu118

洞口	宽	1000
高	框口	980
2100	2090	

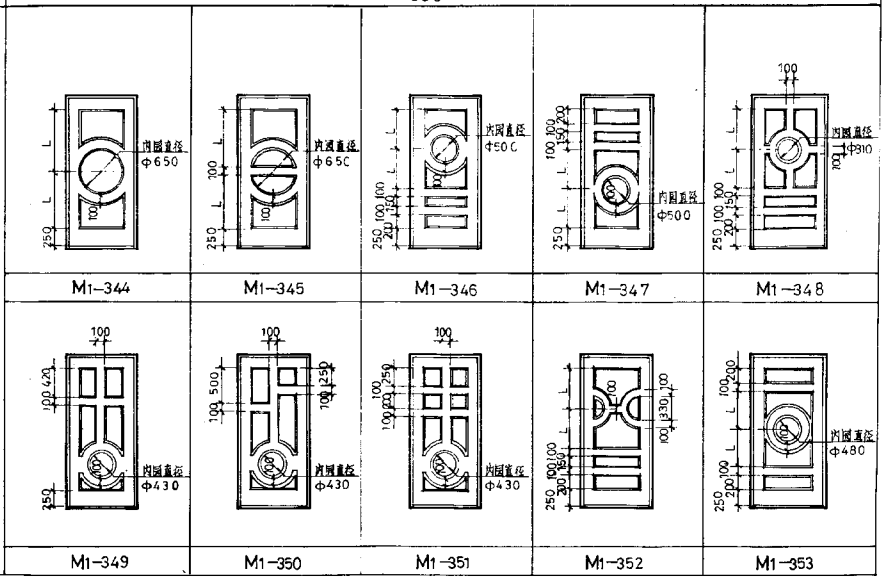

剖面图号 48(a)、49(b)、50(c)、54(e)　本图立面为(a)型

M1 镶板门立面

图集号	L92J601
页次	23

跟多资料加微信公众号 yanzhu118

洞口	宽	1000				
高	框口	980				
2100	2090	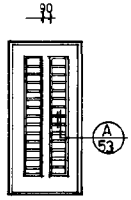		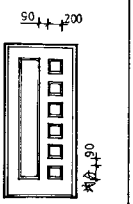	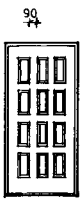	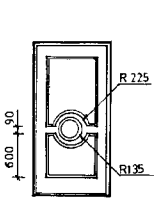
		M1-354	M1-355	M1-356	M1-357	M1-358
		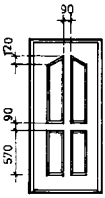	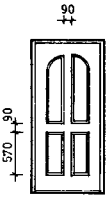	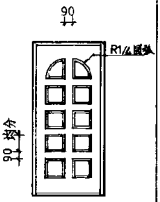	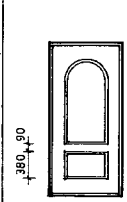	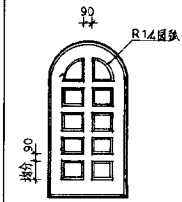
		M1-359	M1-360	M1-361	M1-362	M1-363

剖面图号：48(a)、49(b)、50(c)、51(d)　本图立面为(a)型

M1 镶板门立面

图集号	L92J601
页次	24

跟多资料加微信公众号jianzhu118

洞口	宽	1200					
洞口	高	1180					
2000	1990	M1-364	M1-365	M1-366	M1-367	M1-368	M1-369
2100	2090	M1-370	M1-371	M1-372	M1-373	M1-374	M1-375
2400	2390	M1-376	M1-377	M1-378	M1-379	M1-380	M1-381

剖面图号：48(a)、49(b)、50(c)、51(d)　本图立面为（a）型

M1 镶板门立面

图集号 L92J601

页次 25

跟多资料加微信/公众号：jianzhu118

洞口	宽	1200					
高	框口	1180					
2700	2690	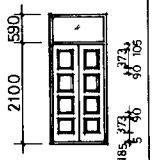	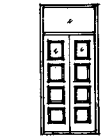			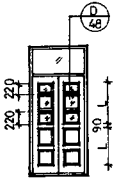	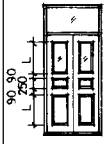
		M1—382	M1—383	M1—384	M1—385	M1—386	M1—387
3000	2990	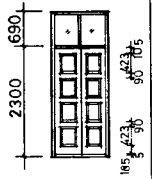	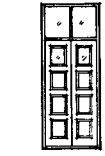	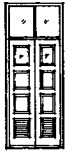		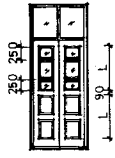	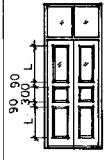
		M1—388	M1—389	M1—390	M1—391	M1—392	M1—393

剖面图号:48(a),49(b),50(c),51(d)　本图立面为(a)型

M1 镶板门立面

图集号	L92J601
页次	26

跟多资料加微信公众号jianzhu118

洞口	宽	1200					
高	框口	1180					
2100	2090	M1—394	M1—395	M1—396	M1—397	M1—398	M1—399
2500	2490	M1—400	M1—401	M1—402	M1—403	M1—404	M1—405
2700	2690	M1—406	M1—407	M1—408	M1—409	M1—410	M1—411

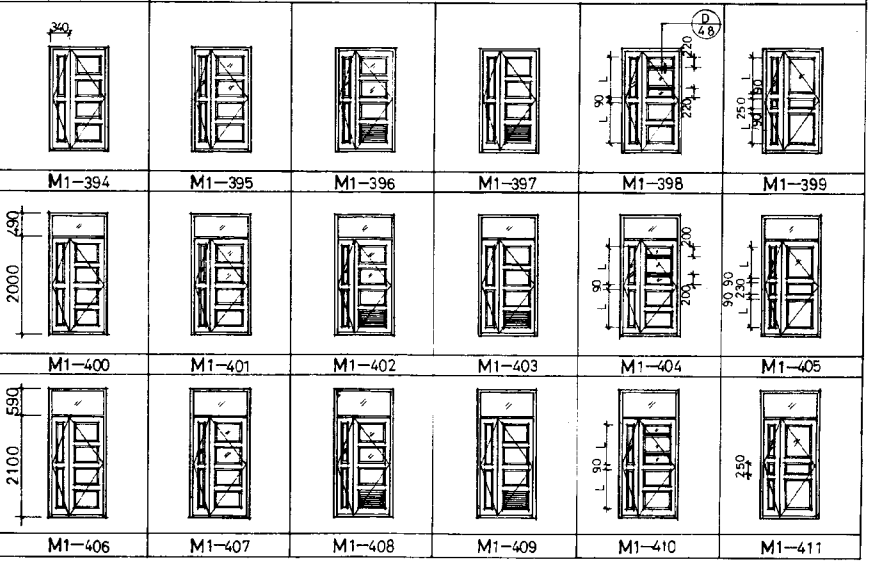

剖面图号 48(a),49(b),50(c),51(d)　本图立面为(a)型

M1 镶板门立面

图集号	L92J601
页次	27

跟多资料加微信公众号fanzhu118

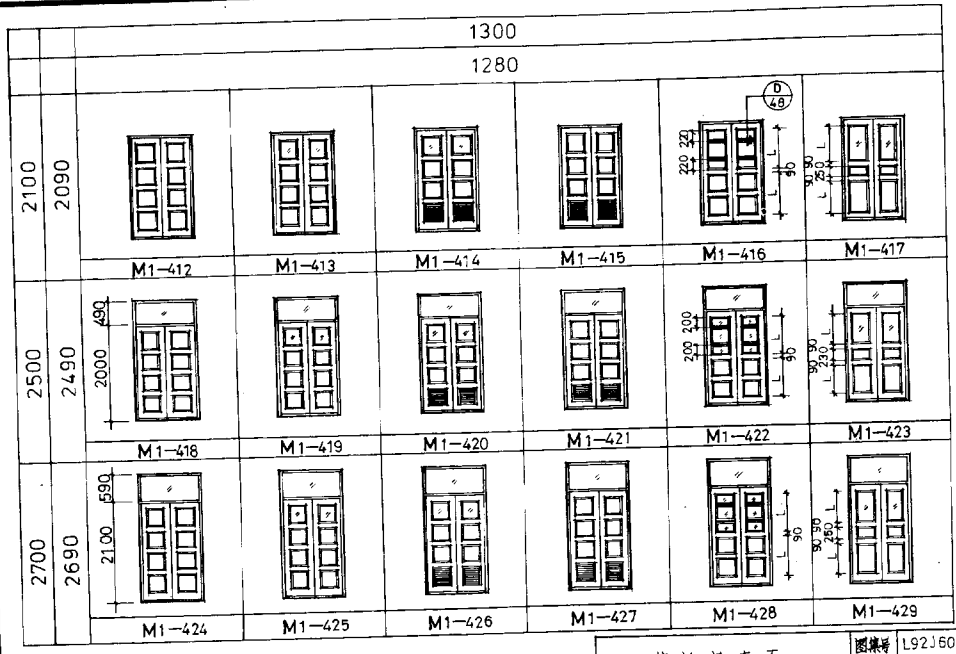

剖面图号 48(a) 49(b) 50(c) 51(d)　本图立面为(a)型

M1 镶板门立面

图集号	L92J601
页次	28

跟多资料加微信公众号|tianzhu118

洞口	宽	1300					
高	框口	1280					
2100	2090	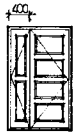	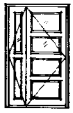		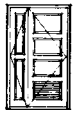	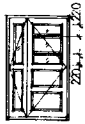	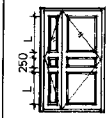
		M1—430	M1—431	M1—432	M1—433	M1—434	M1—435
2500	2490	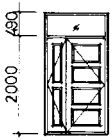	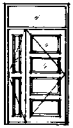		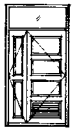	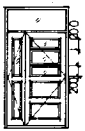	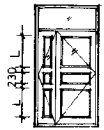
		M1—436	M1—437	M1—438	M1—439	M1—440	M1—441
2700	2690	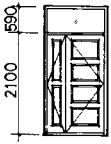	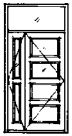	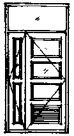	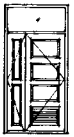		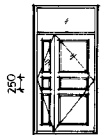
		M1—442	M1—443	M1—444	M1—445	M1—446	M1—447

剖面图号 48(a) 49(b) 50(c) 51(d)　　本图立面为(a)型

M1 镶板门立面

图集号	L92J601
页次	29

跟多资料加微信公号：jianzhu118

洞口	宽	1300
高	框口	1280

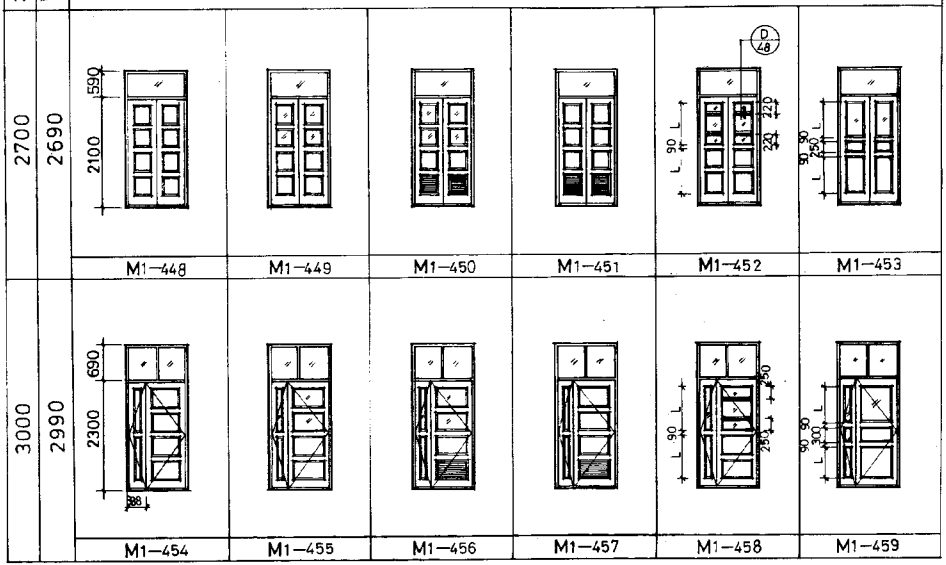

M1—448	M1—449	M1—450	M1—451	M1—452	M1—453
M1—454	M1—455	M1—456	M1—457	M1—458	M1—459

剖面图号：48(a).49(b).50(c).51(d)　本图立面为(a)型

M1 镶板门立面	图集号	L92J601
	页次	30

跟多资料加微信公众号jianzhu118

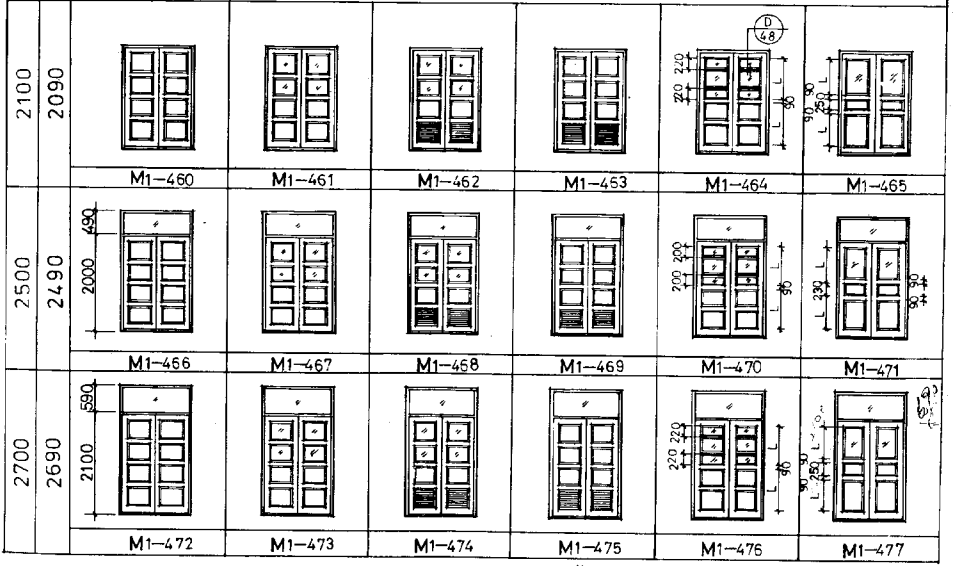

明面图号 48(a) 49(b) 50(c) 51(d)　　本图立面为(a)型

M1 镀板门立面	图集号	L92J601
	页次	31

跟多资料加微信公众号jianzhu118

洞口	宽	1500					
	高	1480					
2700	2690	M—478	M—479	M—480	M—481	M—482	M—483
3000	2990	M—484	M—485	M—486	M—487	M—488	M—489

剖面图号:48(a),49(b),50(c),51(d),54(e) 本图立面为(a)型

M1 镶板门立面

图集号	L92J601
页次	32

跟多资料加微信公众号jianzhu118

洞口	宽	1500
高	框口	1480
2100	2090	

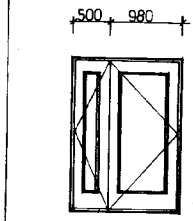

M1—490

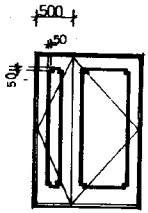

M1—491

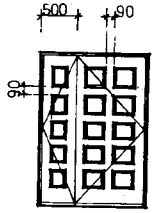

M1—492

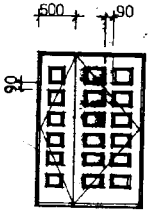

M1—493

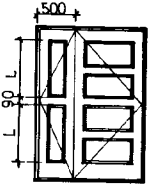

M1—494

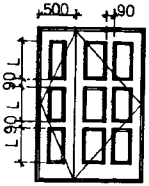

M1—495

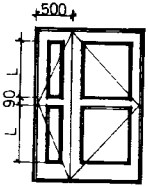

M1—496

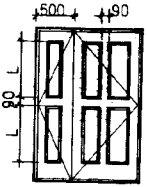

M1—497

图面图号：48(a)、49(b)、50(c)、51(d)　本图立面为（a）型

M1 镶板门立面

图集号	L92J601
页次	33

跟多资料加微信 公众号 (mingong0119)

洞口	宽	1500
高	洞口	1480

2100 / 2090

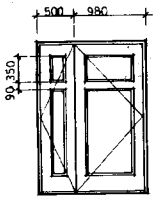

M1—498

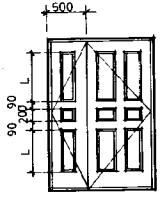

M1—499

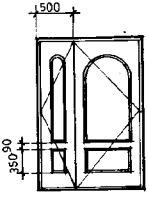

M1—500

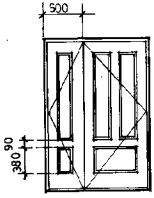

M1—501

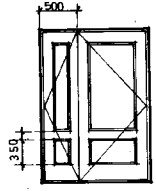

M1—502

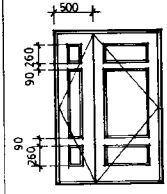

M1—503

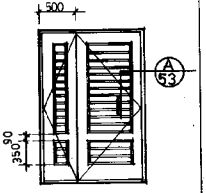

M1—504

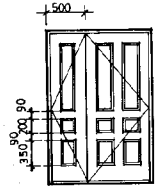

M1—505

剖面图号：48(a)、49(b)、50(c)、51(d)。本图立面为（a）型

M1 镶板门立面

图集号	L92J601
页次	34

跟多资料加微信公众号jianzhu118

洞口	宽	1500
高	框口	1480
2100	2090	

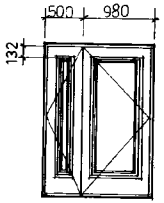

M1—506

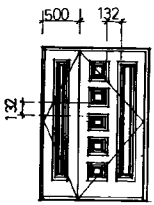

M1—507

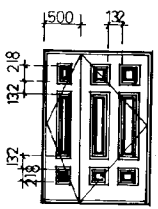

M1—508

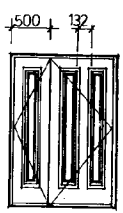

M1—509

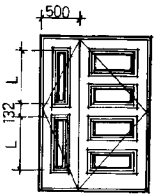

M1—510

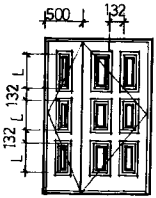

M1—511

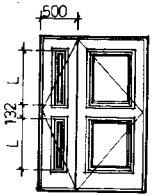

M1—512

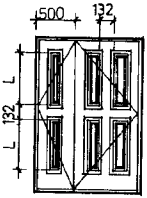

M1—513

剖面图号：ZS(b).50(c).51(d)　本图立面为(e)型

M1 镀板门立面

图集号	L92J601
页次	35

校核	张白贵	设计阶段
校对	高维明	
审核		

跟多资料加微信公众号jianzhu118

洞口	宽	1500			
高	框口	1480			
2100	2090	M1—514	M1—515	M1—516	M1—517
		M1—518	M1—519	M1—520	M1—521

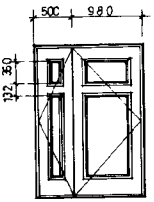

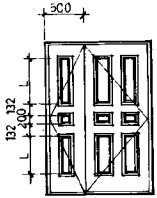

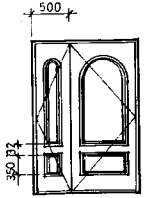

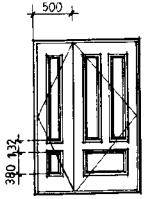

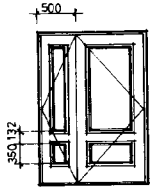

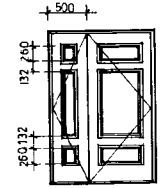

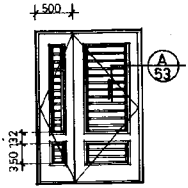

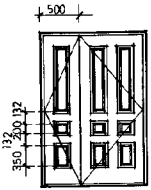

剖面图号：48(a)、49(b)、50(c)、51(d)、54(e)　本图立面为(b)型

M1 镶板门立面

图集号	L92J601
页次	36

跟多资料加微信公众号jianzhu118

洞口	宽	1500
高	框口	1480
2100	2090	

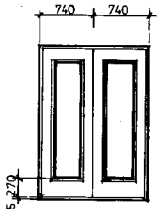

M1—522

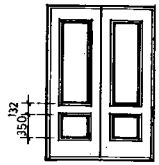

M1—523

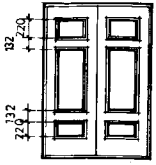

M1—524

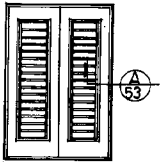

M1—525

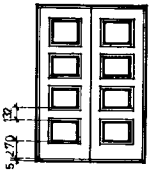

M1—526

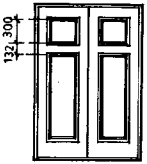

M1—527

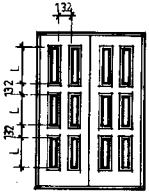

M1—528

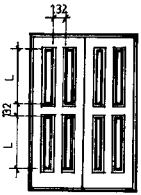

M1—529

剖面图号 49(b).50(c).51(d).54(e)　本图立面为（e）型

M1 镶板门立面

图集号	L92J 601
页次	37

跟多资料加微信公众号 Tianzhu118

洞口	宽	1500
高	框口	1480
2100	2090	

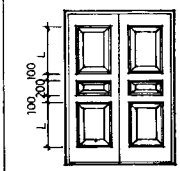

M1—530

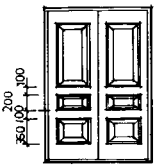

M1—531

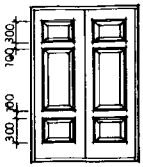

M1—532

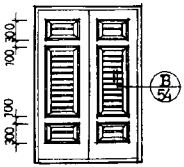

M1—533

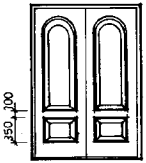

M1—534

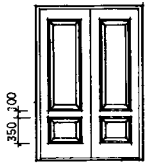

M1—535



M1—536



M1—537

剖面图号：49(b)、50(c)、51(d)、54(e)　本图立面为(d)型

M1 镶板门立面

图集号	L92J601
页次	38

跟多资料加微信公众号jianzhu118

洞口	宽	1500
洞口	高	1480
2100	2090	

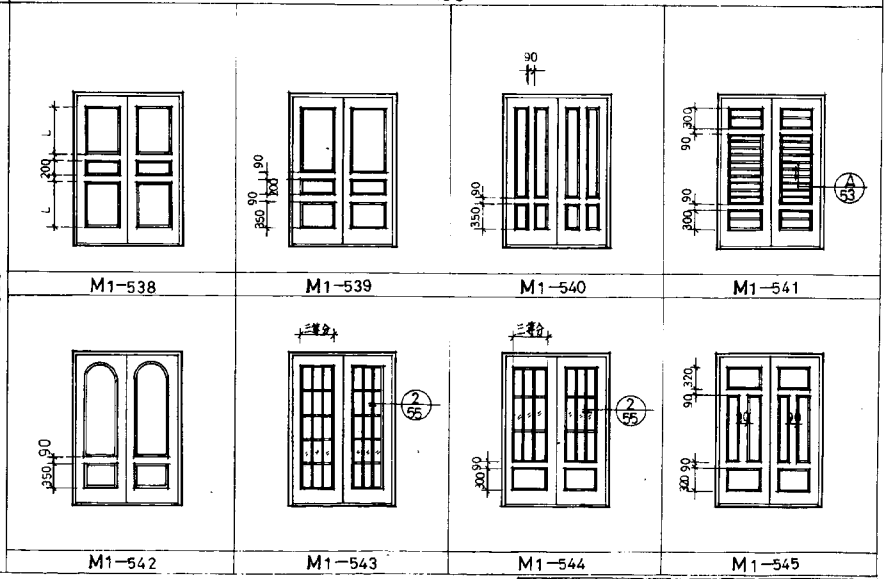

剖面图号 48(a) 49(b) 50(c) 51(d)　　本图立面为(a)型

M1 镶板门立面	图集号	L92J601
	页次	39

跟多资料加微信公众号tianzhu118

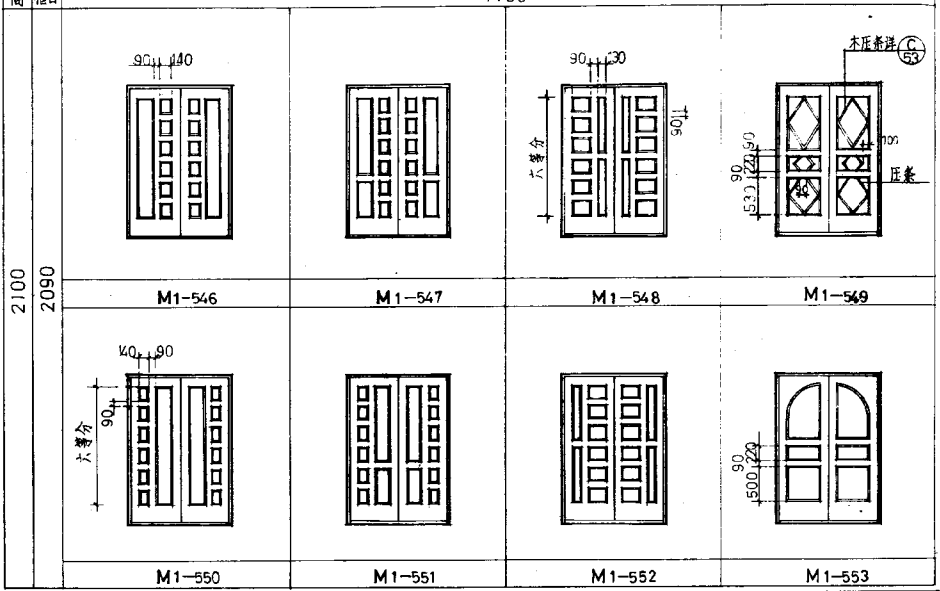

剖面图号:48(a),49(b),50(c),51(d)　本图立面为(a)型

M1 镶板门立面

图集号	L92J601
页次	40

跟多资料加微信公众号:tianzhu118

洞口尺寸		
宽		1500
高		1480
2100	2090	

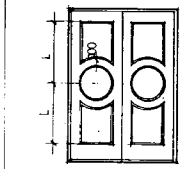

M1—554

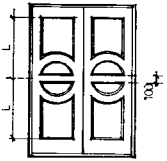

M1—555

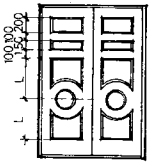

M1—556

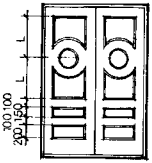

M1—557

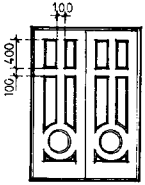

M1—558

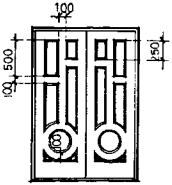

M1—559

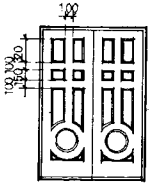

M1—560

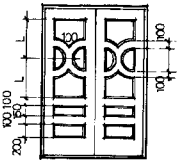

M1—561

剖面图参考48(a) 49(b) 50(c) 51(d)　本图立面为(a)型

M1 镶板门立面	图集号	L92J 601
	页次	41

设计	张立宏
校对	李林光
审核	程西凯

跟多资料加微信或者QQ号:jianzhu118

洞口	宽	1800
高	框口	1780

2100

2090

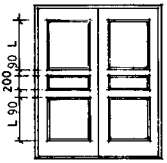

M1—562

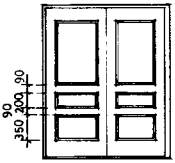

M1—563

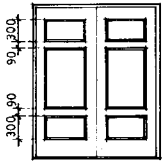

M1—564

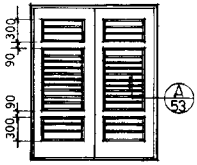

M1—565

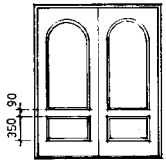

M1—566

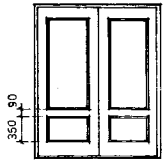

M1—567

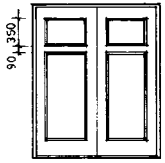

M1—568

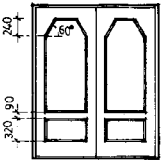

M1—569

剖面图号:49(b),50(c),51(d),54(e)　　本图立面为(a)型

M1 镶板门立面	图集号	L92J601
	页次	42

限多资料加微信公众号jianzhu118

洞口	宽	1800
高	框口	1780
2100	2090	

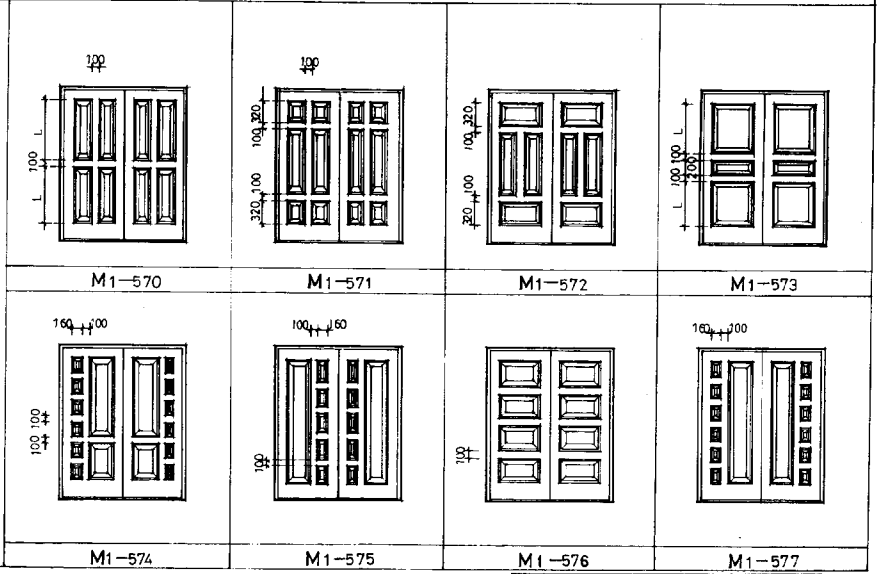

跟多资料加微信(微信号:jiaozuo1013)

前面图号49(a).50(d).51(d).54(e)　本图立面为（d）型

M1 镶板门立面

图集号	L92J601
页次	43

洞口	宽	1800
高	框口	1780

2100	2090	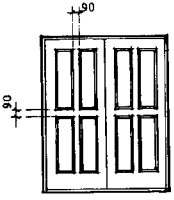	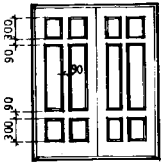	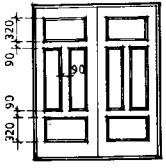	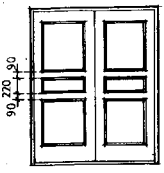
		M1—578	M1—579	M1—580	M1—581
		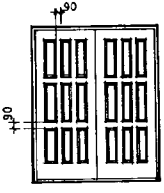	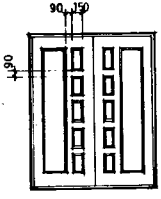		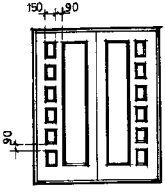
		M1—582	M1—583	M1—584	M1—585

剖面图号：48(a).49(b).50(c).51(d)　本图立面为(a)型

M1 镀板门立面

图集号	L92J601
页次	44

跟多资料加微信公众号jianzhu118

洞口	宽	1800					
高	框口	1780					
2100	2090	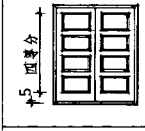					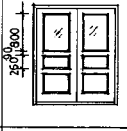
		M1—586	M1—587	M1—588	M1—589	M1—590	M1—591
2500	2490	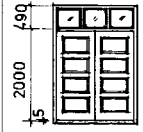					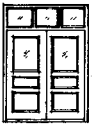
		M1—592	M1—593	M1—594	M1—595	M1—596	M1—597
2700	2690	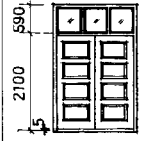					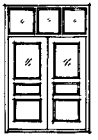
		M1—598	M1—599	M1—600	M1—601	M1—602	M1—603

剖面图号：48(a)；49(b)；50(c)；51(d)　本图立面为(a)型

M1 镶板门立面

图集号	L92J601
页次	45

跟多资料加微信公众号jianzhu118

洞口	宽	1800
高	框口	1780

2500	2490	490 / 2000				
		M1—604	M1—605	M1—606	M1—607	M1—608	M1—609
2700	2690	590 / 2100				
		M1—610	M1—611	M1—612	M1—613	M1—614	M1—615
3000	2990	690 / 2300				
		M1—616	M1—617	M1—618	M1—619	M1—620	M1—621

剖面图号：48(a)、49(b)、50(c)、51(d)　本图立面为(a)型

M1 镶板门立面	图集号	L92J601
	页次	46

跟多资料加微信公众号jianzhu118

洞口		宽	2000					
高		框口	1980					
2100		2090	M1—622	M1—623	M1—624	M1—625	M1—626	M1—627
2500		2490	M1—628	M1—629	M1—630	M1—631	M1—632	M1—633
2700		2690	M1—634	M1—635	M1—636	M1—637	M1—638	M1—639

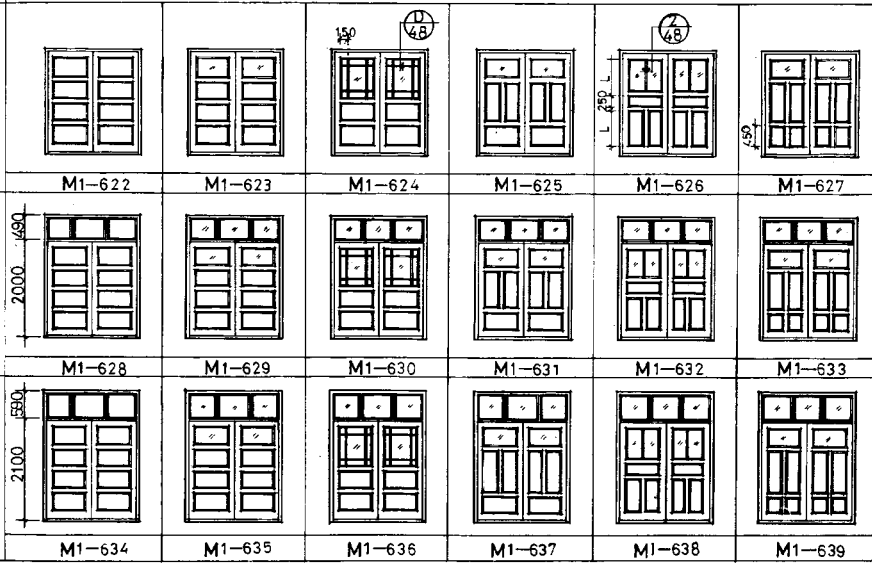

剖面图号 48(a) 49(b) 50(c) 51(d) 本图立面为(a)型

M1 镶板门立面

图集号	L92J601
页次	47

跟多资料加微信公众号ffanzhou18

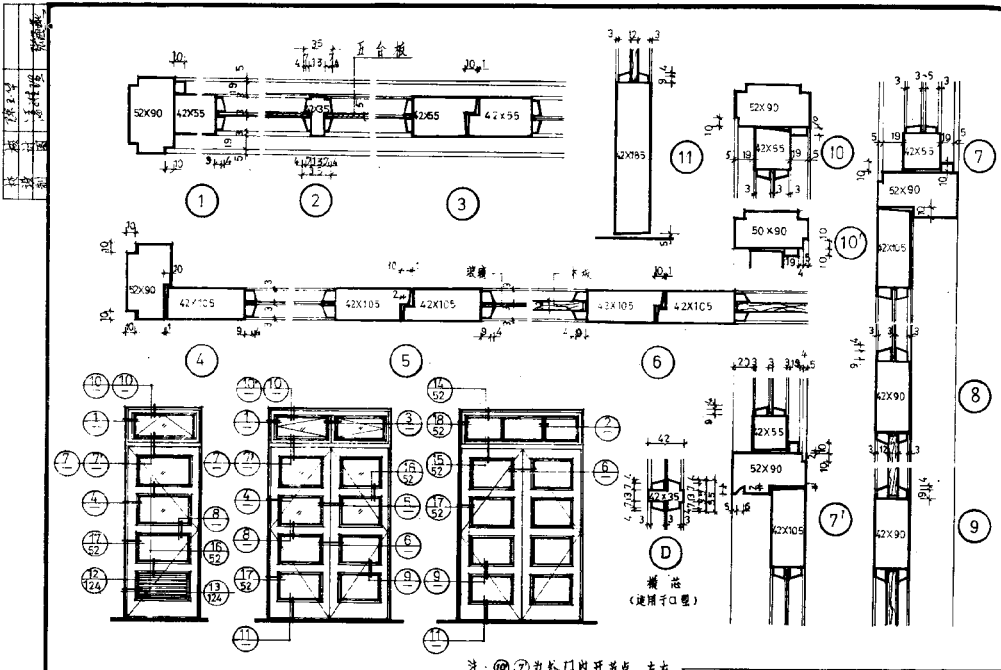

注：⑩⑦为外门内开节点。左右边基与其一致。

M玻璃镶板门剖面口型（上悬平开固定上亮）	图集号	L92J601
	页次	48

跟多资料加微信公众号jianzhu118

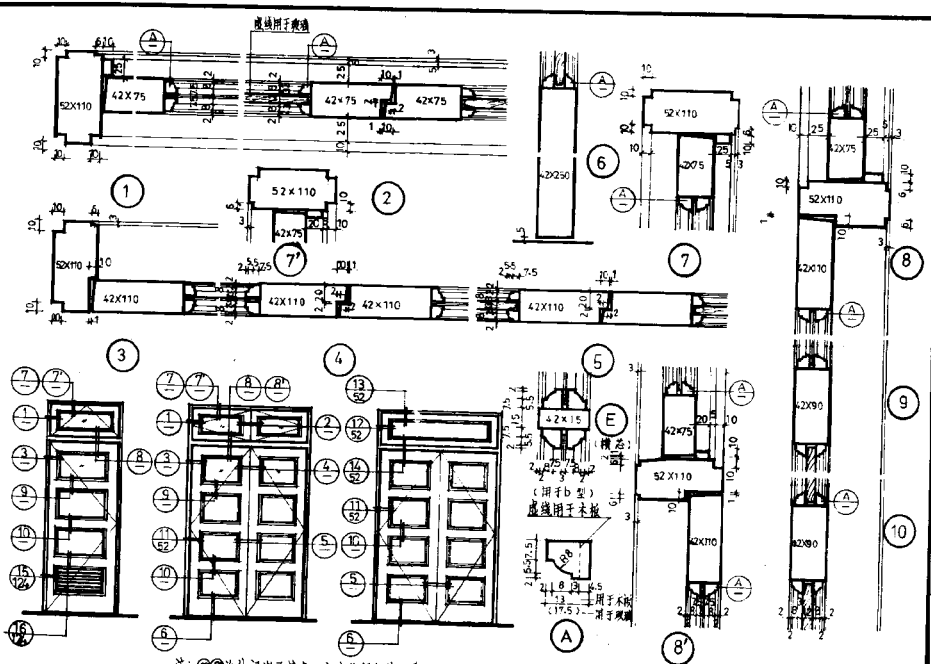

注：⑦⑧冷轧门闭开节点、左右边框与其一致。

跟多资料加微信公众号jianzhu118

M玻璃镶板门剖面b型(固定平开、上悬、上亮)	图集号 L92J601
	页次 49

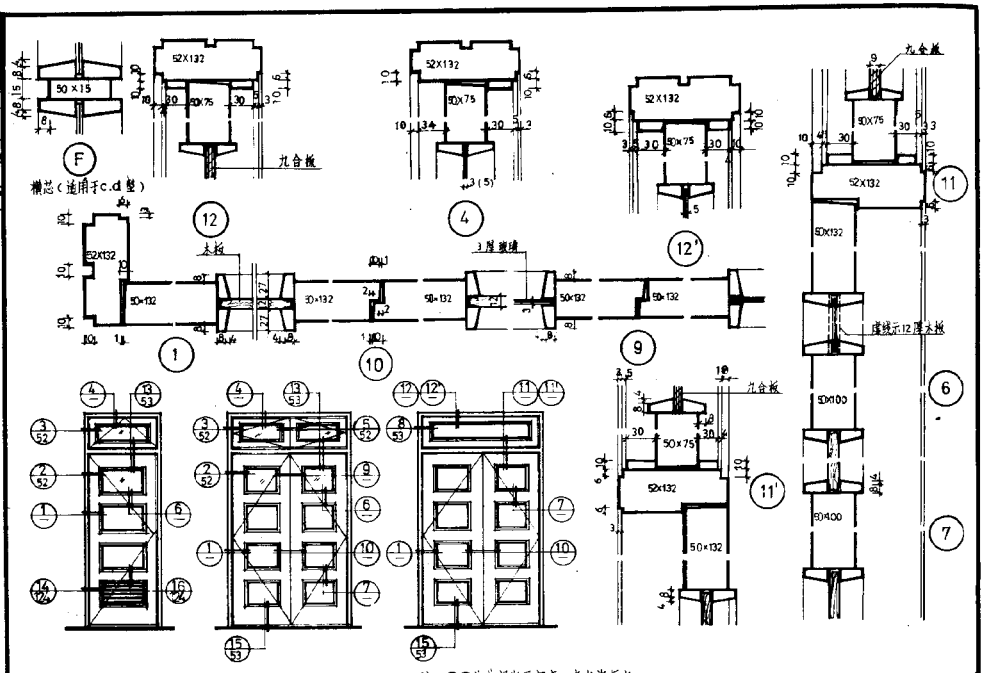

注 ⑰⑫为林门闸于行点，左右设置与其一致。

M玻璃镶板门剖面C型（固定上墙上亮）	图集号	92J601
	页次	50

跟多资料加微信公众号jianzhu118

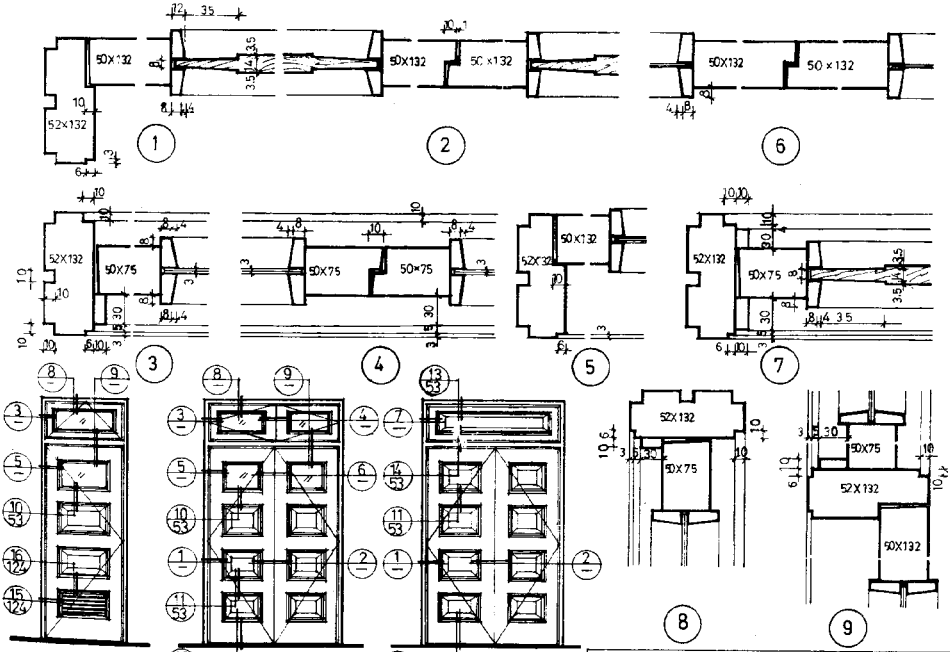

M1玻璃镶板门剖面d型〈上悬固定上亮〉

图集号	L92J 601
页 次	51

跟多资料加微信公众号gongzhu118

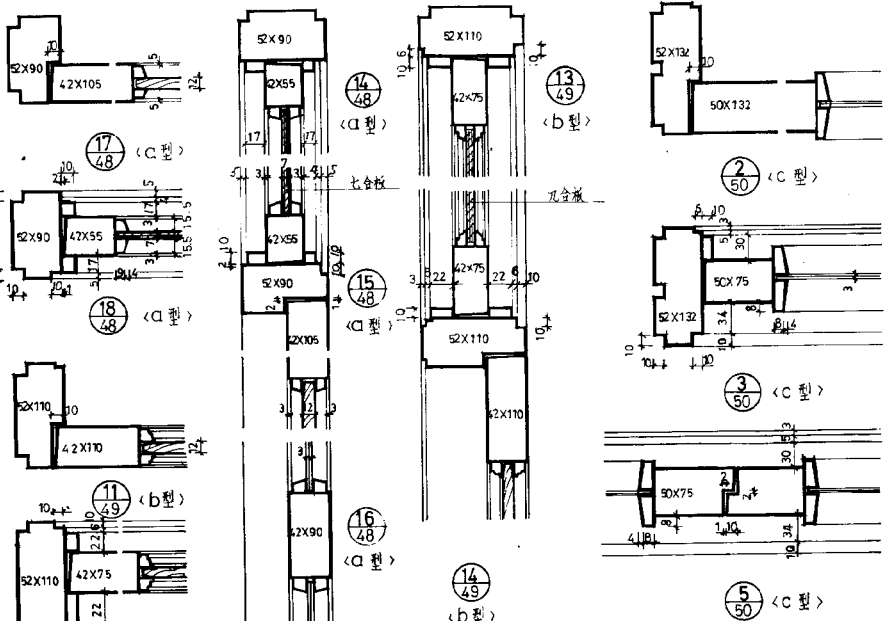

校对	张孟宗	张孟宗
设计	王金华	王金华
制图		

M_1玻璃镶板门剖面(a.b.C型节点)

图集号	L92J 607
页次	52

跟多资料加微信zy0825jianzhu118

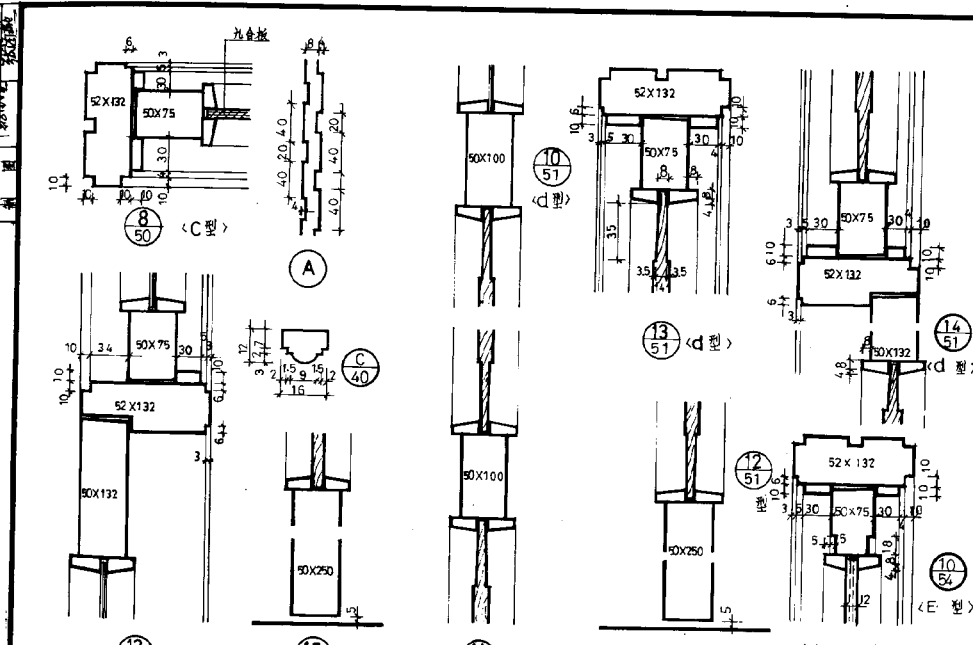

虚线表示改为玻璃时由设计人确定

M玻璃镶板门剖面〈C、d、型节点〉

图集号	L92J601
页次	53

跟多资料加微信公众号tianzhu118

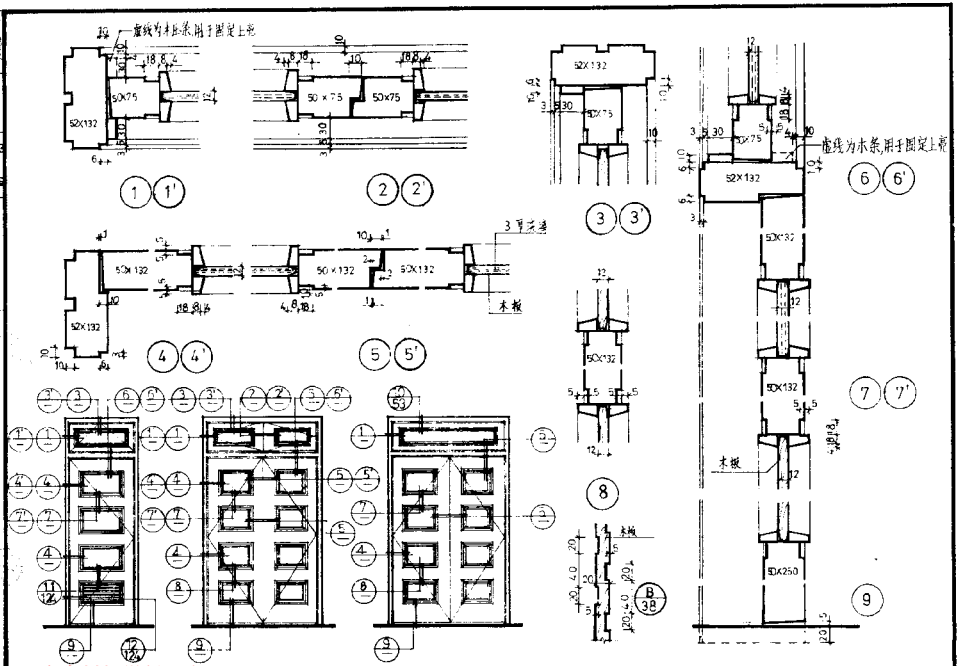

跟多资料加微信公众号jianzhu118

注：扇扭艳子需改为玻璃时采用图中容数第节点、墙节点为装玻璃节点，图中虚线即表示玻璃,目设护人定。

小方玻璃镶板门剖面（e型）×（固定上亮）

图集号	L92J601
页次	54

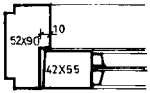

1 a型平开、上悬

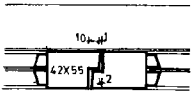

2 a型平开

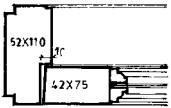

3 b型平开、上悬

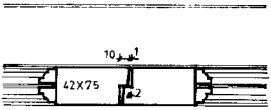

4 b型平开

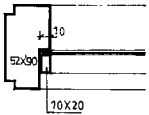

5 a型固定

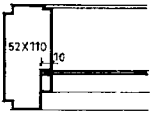

6 b型固定

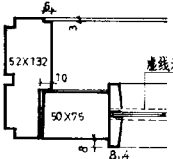

5 c,d型平开、上悬

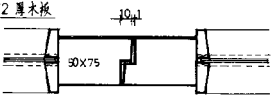

8 c,d型平开

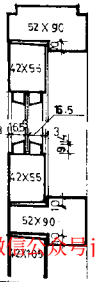

9 a型

10 a型

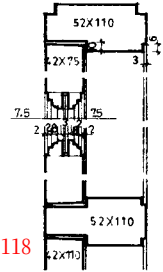

11 b型

12 b型

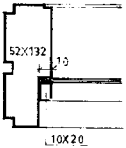

13 c,d型固定

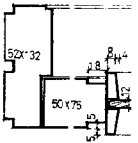

14 e型平开上悬

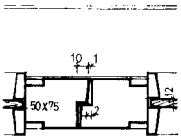

15 e型平开

注：固定上亮有两种形式，本图对其中之一具体由设计人员

跟多资料加微信/公众号jianzhu118

镶板门、平开、上悬、固定式上亮	图集号	L92J601
	页次	55

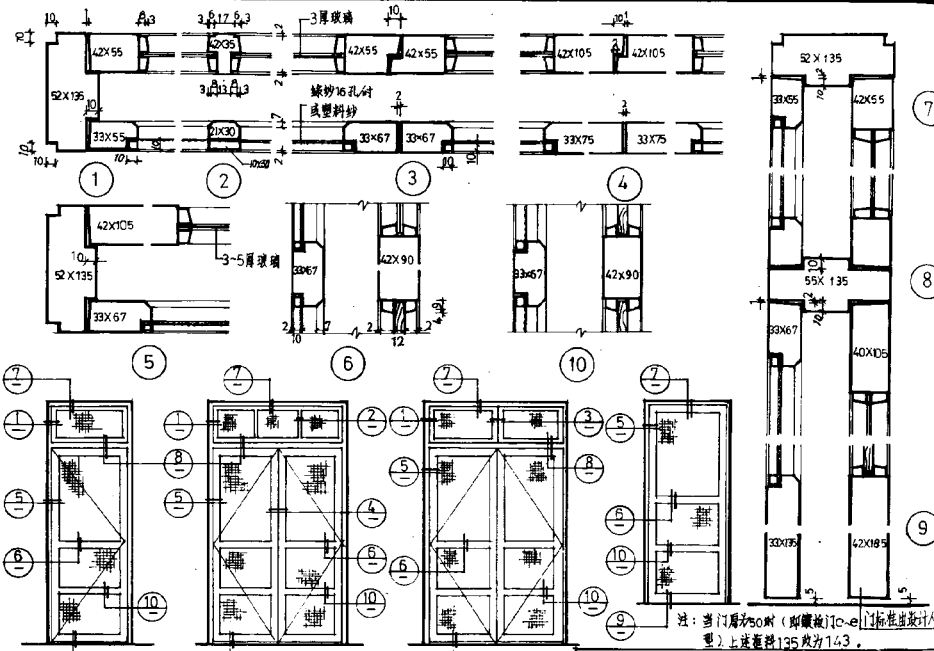

M1 镶板门带纱扇剖面

图集号	L92J60
页 次	56

跟多资料加微信公众号jianzhu118

洞口 宽		700				800			
高	框口	680				780			
2000	1990	M2-1	M2-2	M2-3	M2-4	M2-5	M2-6	M2-7	M2-8
2100	2090	M2-9	M2-10	M2-11	M2-12	M2-13	M2-14	M2-15	M2-16
2500	2490	M2-17	M2-18	M2-19	M2-20	M2-21	M2-22	M2-23	M2-24

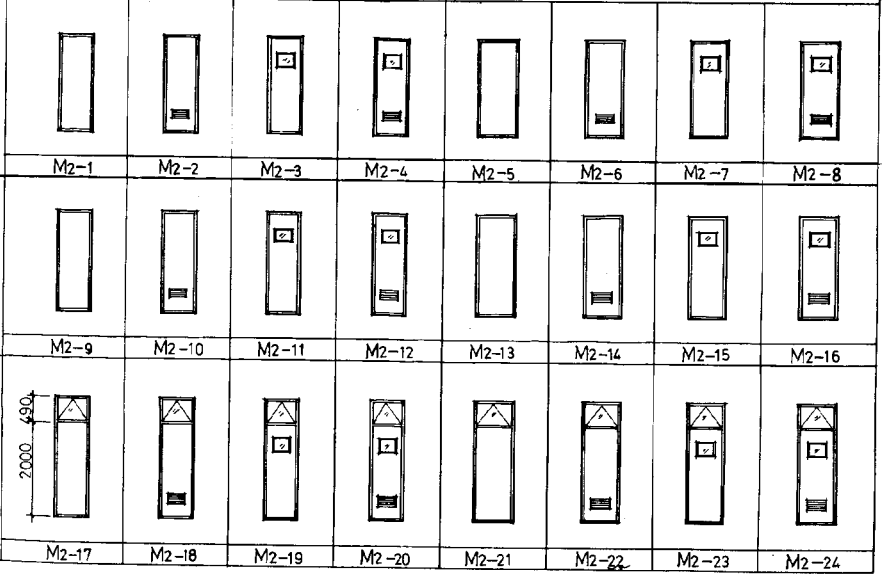

剖面图号：95、96、97、98页

a—纤维板面　b—胶合板面　c—塑帖板面　d—木质装饰板面　e—模压板面

M2 夹板门立面

图集号	L92J601
页次	57

跟多资料加微信公众号:jianzhu118

洞口	宽	800							
高	扣口	780							
2000	1990	M2-25	M2-26	M2-27	M2-28	M2-29	M2-30	M2-31	M2-32
2100	2090	M2-33	M2-34	M2-35	M2-36	M2-37	M2-38	M2-39	M2-40
2500	2490	M2-41	M2-42	M2-43	M2-44	M2-45	M2-46	M2-47	M2-48

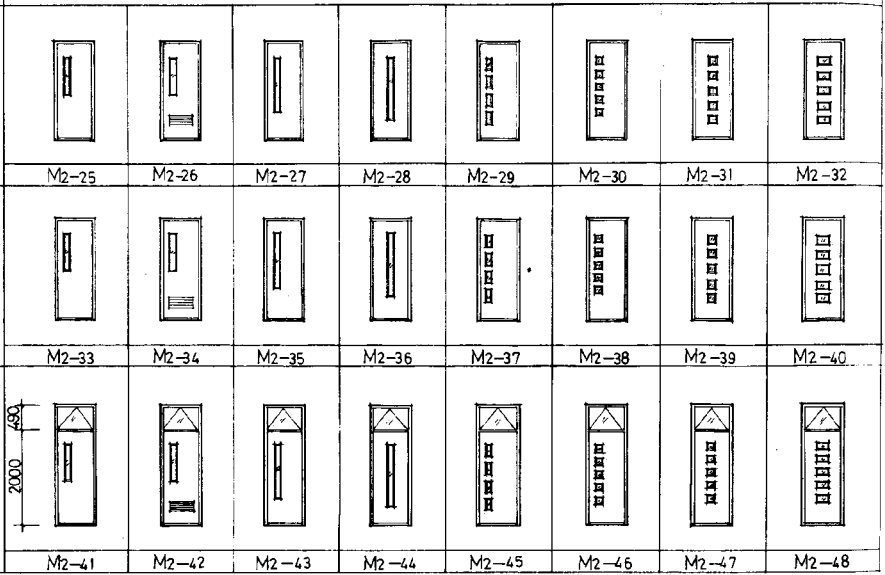

剖面图号 95、96、97、98页

a－纤维板面　d－木质装饰板面
b－胶合板面　e－模压板面
c－覆贴板面

M2 夹板门立面

图集号	L92J601
页次	58

跟多资料加微信公众号jianzhu118

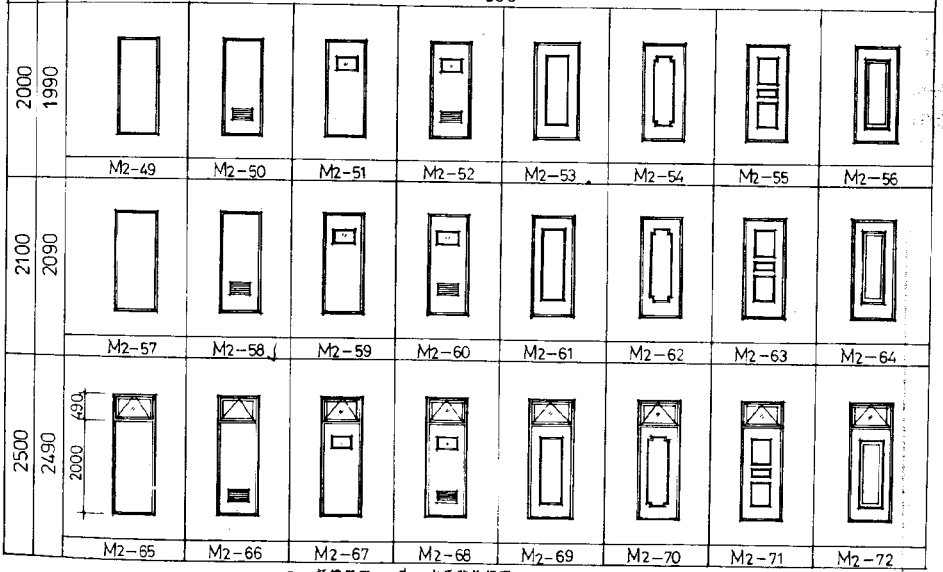

剖面图号 95、96、97、98 页

a — 纤维板面
b — 胶合板面
c — 塑帖板面
d — 木质装饰板面
e — 模压板面

M2 夹板门立面

图集号	L92J601
页次	59

跟多资料加微信公众号 franzhu18

洞口	宽	700	800
高	框口	680	780

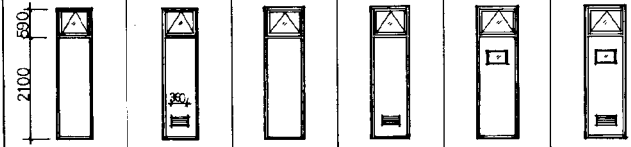

a－纤维板面　d－木质装饰板面
b－胶合板面　e－模压板面
c－塑帖板面

剖面图号：95.96.97.98页

M2 夹板门立面

图集号	L
页次	

跟多资料加微信公众号jianzhu118

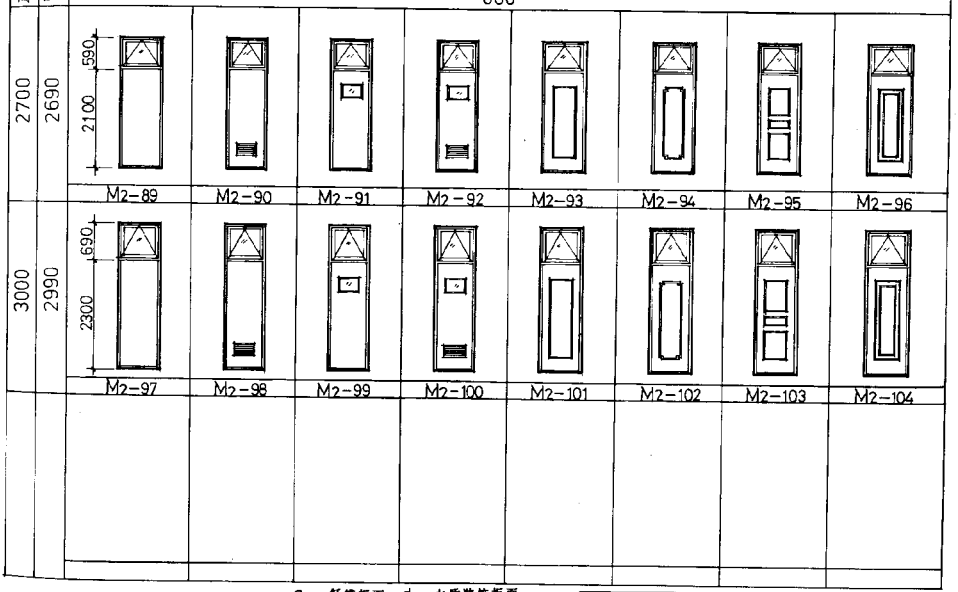

a — 纤维板面　d — 木质装饰板面
b — 胶合板面　e — 模压板面
c — 塑帖板面

跟多资料加微信公众号 kanzhu118

对页图号 95、96、97、98页

M2 夹板门立面

图集号	L92J601
页次	61

洞口	宽	900
高	垂口	880

洞口高	垂口高							
2000	1990	M2-105	M2-106	M2-107	M2-108	M2-109	M2-110	M2-111	M2-1
2100	2090	M2-113	M2-114	M2-115	M2-116	M2-117	M2-118	M2-119	M2-1
2500	2490	M2-121	M2-122	M2-123	M2-124	M2-125	M2-126	M2-127	M2-12



跟多资料加微信公众号jianzhu118

剖面图号：95.96.97.98页

a — 纤维板面　d — 木质装饰板面
b — 胶合板面　e — 模压板面
c — 塑贴板面

M2 夹板门立面

图集号	
页次	

校核	
设计	
制图	

洞口	宽	900
高	框口	880

2700	2690	690 / 2100						
		M2-129	M2-130	M2-131	M2-132	M2-133	M2-134	M2-135	M2-136
3000	2990	690 / 2300						
		M2-137	M2-138	M2-139	M2-140	M2-141	M2-142	M2-143	M2-144

a — 纤维板面
b — 胶合板面
c — 塑帖板面
d — 木质装饰板面
e — 模压板面

剖面图参见第95、96、97、98页

跟多图集微信公众号jianzhu118

M2 夹板门立面

图集号	L92J601
页次	63

洞口	宽	900
高	框口	880

洞口高	框口高								
2000	1990	M2-145	M2-146	M2-147	M2-148	M2-149	M2-150	M2-151	M2-15
2100	2090	M2-153	M2-154	M2-155	M2-156	M2-157	M2-158	M2-159	M2-16
2500	2490	M2-161	M2-162	M2-163	M2-164	M2-165	M2-166	M2-167	M2-16

490

2000

剖面图号：95.96.97.98页

a — 纤维板面　d — 木质装饰板面
b — 胶合板面　e — 模压板面
c — 塑帖板面

M2 夹板门立面

图集号	L9
页次	

跟多资料加微信公众号：jianzhu118

洞口	宽	900							
高	框口	880							
2700	2690	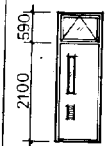			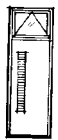	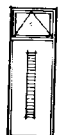	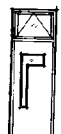		
		M2-169	M2-170	M2-171	M2-172	M2-173	M2-174	M2-175	M2-176
3000	2990	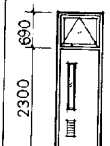	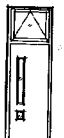	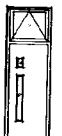		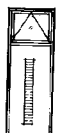	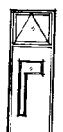	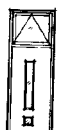	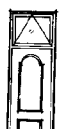
		M2-177	M2-178	M2-179	M2-180	M2-181	M2-182	M2-183	M2-184

a — 纤维板面
b — 胶合板面
c — 塑帖板面
d — 木质装饰板面
e — 模压板面

跟多资料微信公众号 jianzhu118

洞口	宽	1000
高	框口	980

2000	1990	M2-185	M2-186	M2-187	M2-188	M2-189	M2-190	M2-191	M2-19
2100	2090	M2-193	M2-194	M2-195	M2-196	M2-197	M2-198	M2-199	M2-20
2500	2490	M2-201	M2-202	M2-203	M2-204	M2-205	M2-206	M2-207	M2-20

490
2000

a — 纤维板面
b — 胶合板面
c — 塑帖板面
d — 木质装饰板面
e — 模压板面

剖面图号：95.96.97.98页

M2 夹板门立面

图集号 L
页次

跟多资料加微信公众号jianzhu118

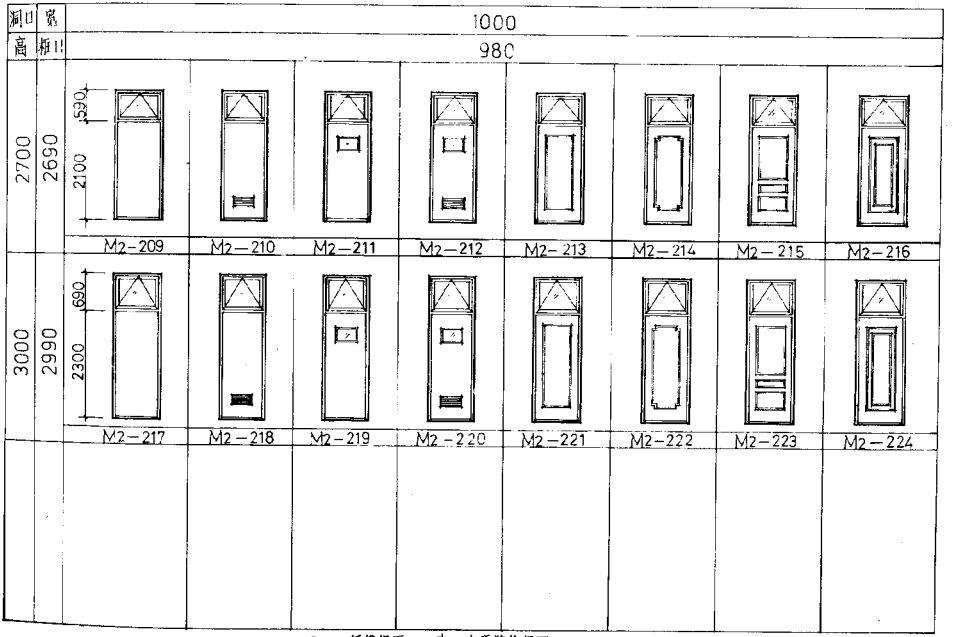

a — 纤维板面　d — 木质装饰板面
b — 胶合板面　e — 模压板面
c — 塑帖板面

剖面图号：95、96、97、98页

跟多资料加微信公众号 jianzhu118

M2 夹板门立面

洞口	宽	1000							
高	框口	980							
2000	1990	M2-225	M2-226	M2-227	M2-228	M2-229	M2-230	M2-231	M2-23
2100	2090	M2-233	M2-234	M2-235	M2-236	M2-237	M2-238	M2-239	M2-24
2500	2490	M2-241	M2-242	M2-243	M2-244	M2-245	M2-246	M2-247	M2-24

490

2000

跟多资料加微信公众号jianzhu118

剖面图号:95.96.97.98页

a－纤维板面
b－胶合板面
c－塑帖板面
d－木质装饰板面
e－模压板面

M2 夹板门立面

图集号 L92

页 次

校核	张如兰	设计	谷雅坤	制图		被淘汰

洞口	宽	1000							
高	框口	980							
2700	2690	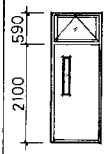							
		M2-249	M2-250	M2-251	M2-252	M2-253	M2-254	M2-255	M2-256
3000	2990	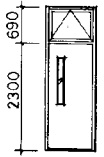							
		M2-257	M2-258	M2-259	M2-260	M2-261	M2-262	M2-263	M2-264

a — 纤维板面　　d — 木质装饰板面
b — 胶合板面　　e — 模压板面
c — 塑帖板面

跟多资料请加客服微信公众号jianzhu18

洞口	宽	1000
高	框口	980

洞口高	框口高								
2000	1990	M2－265	M2－266	M2－267	M2－268	M2－269	M2－270	M2－271	M2－27
2100	2090	M2－273	M2－274	M2－275	M2－276	M2－277	M2－278	M2－279	M2－28
2500	2490	M2－281	M2－282	M2－283	M2－284	M2－285	M2－286	M2－287	M2－28

490

2000

a － 纤维板面
b － 胶合板面
c － 塑帖板面
d － 木质装饰板面
e － 模压板面

剖面图号：95.96.97.98 页

M2 夹板门立面

图集号 L

页 次

跟多资料加微信公众号jianzhu118

洞口	宽	1000							
高	框口	980							
2700	2690	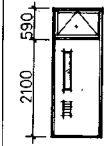			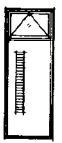	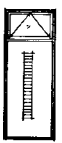	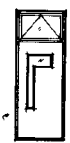		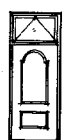
		M2－289	M2－290	M2－291	M2－292	M2－293	M2－294	M2－295	M2－296
3000	2990	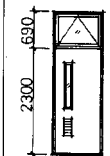	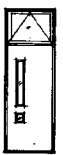	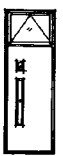	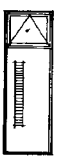	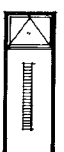			
		M2－297	M2－298	M2－299	M2－300	M2－301	M2－302	M2－303	M2－304

剖面图参见95、96、97、98页

a－纤维板面
b－胶合板面
c－塑帖板面
d－木质装饰板面
e－模压板面

M2 夹板门立面

图集号	L92J 601
页次	71

跟多资源下载微信公众号jianzhu118

洞口	宽	1200					
高	框口	1180					
2000	1990	M2－305	M2－306	M2－307	M2－308	M2－309	M2－310
2100	2090	M2－311	M2－312	M2－313	M2－314	M2－315	M2－316
2500	2490	M2－317	M2－318	M2－319	M2－320	M2－321	M2－322

490

2000

剖面图号：95 .96 .97. 98 页

a － 纤维板面
b － 胶合板面
c － 塑贴板面
d － 木质装饰板面
e － 模压板面

M2 夹板门立面

图集号	L9
页 次	

跟多资料加微信公众号:jianzhu118

洞口	宽	1200					
高	框口	1180					
2000	1990	M2－323	M2－324	M2－325	M2－326	M2－327	M2－328
2100	2090	M2－329	M2－330	M2－331	M2－332	M2－333	M2－334
2500	2490	M2－335	M2－336	M2－337	M2－338	M2－339	M2－340

490

2000

剖面图号：95、96、97、98页

a － 纤维板面　d － 木质装饰板面

b － 胶合板面　e － 模压板面

c － 塑贴板面

跟多资料加微信公众号 tianzhu118

M2 夹板门立面

图集号	L92J601
页次	73

洞口	宽	1200
高	框口	1180

2000	1990	M2—341	M2—342	M2—343	M2—344	M2—345	M2—346
2100	2090	M2—347	M2—348	M2—349	M2—350	M2—351	M2—352
2500	2490	M2—353	M2—354	M2—355	M2—356.	M2—357	M2—358

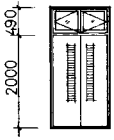

剖面图号：95、96、97、98 页

a — 纤维板面
b — 胶合板面
c — 塑帖板面
d — 木质装饰板面
e — 模压板面

M2 夹板门立面

图集号	L92J601
页 次	74

跟多资料加微信公众号tianzhu118

洞口	宽	1200					
高	框口	1180					
2700	2690	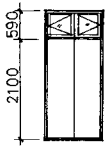			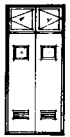		
		M2—359	M2—360	M2—361	M2—362	M2—363	M2—364
2700	2690	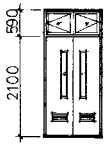					
		M2—365	M2—366	M2—367	M2—368	M2—369	M2—370
2700	2690	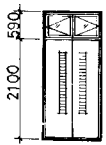	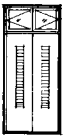		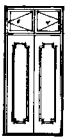	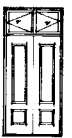	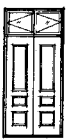
		M2—371	M2—372	M2—373	M2—374	M2—375	M2—376

a — 纤维板面
b — 胶合板面
c — 塑帖板面
d — 木质装饰板面
e — 模压板面

跟多资料请微信公众号 pyanbu1118

附图 95、96、97、98 页

M2 夹板门立面

图集号	L92J 601
页次	75

洞口	宽	1300					
高	框口	1280					
2000	1990	M2－377	M2－378	M2－379	M2－380	M2－381	M2－382
2100	2090	M2－383	M2－384	M2－385	M2－386	M2－387	M2－388
2500	2490	M2－389	M2－390	M2－391	M2－392	M2－393	M2－394

跟多资料加微信公众号：gongchengshi78

剖面图号：95、96、97、98页

a－纤维板面
b－胶合板面
c－塑帖板面
d－木质装饰板面
e－模压板面

M2 夹板门立面

图集号 L92J

页 次 7

洞口	宽	1300					
高	洞口	1280					
2000	1990	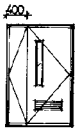		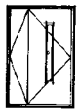		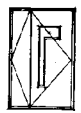	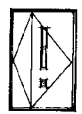
		M2—395	M2—396	M2—397	M2—398	M2—399	M2—400
2100	2090	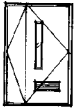		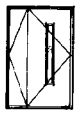			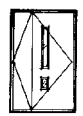
		M2—401	M2—402	M2—403	M2—404	M2—405	M2—406
2500	2490	600 2000 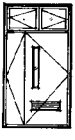	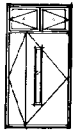	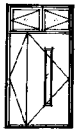	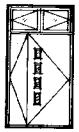	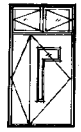	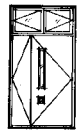
		M2—407	M2—408	M2—409	M2—410	M2—411	M2—412

a — 纤维板面
b — 胶合板面
c — 塑帖板面
d — 木质装饰板面
e — 模压板面

跟多资料请加Q/V号 jianzhu18

洞口		1300					
高	宽	1280					
2000	1990	M2－413	M2－414	M2－415	M2－416	M2－417	M2－418
2100	2090	M2－419	M2－420	M2－421	M2－422	M2－423	M2－424
2500	2490	M2－425	M2－426	M2－427	M2－428	M2－429	M2－430

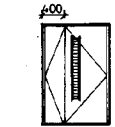

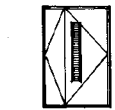

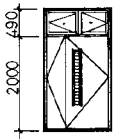

a － 纤维板面　d － 木质装饰板面
b － 胶合板面　e － 模压板面
c － 塑帖板面

剖面图号：95、96、97、98页

M2 夹板门立面

图集号 L92J6
页次 7

跟多资料加微信公众号：jianzhu118

洞口	宽	1300					
高	垫口	1280					
2700	2690	M2—431	M2—432	M2—433	M2—434	M2—435	M2—436
	2690	M2—437	M2—438	M2—439	M2—440	M2—441	M2—442
	2690	M2—443	M2—444	M2—445	M2—446	M2—447	M2—448

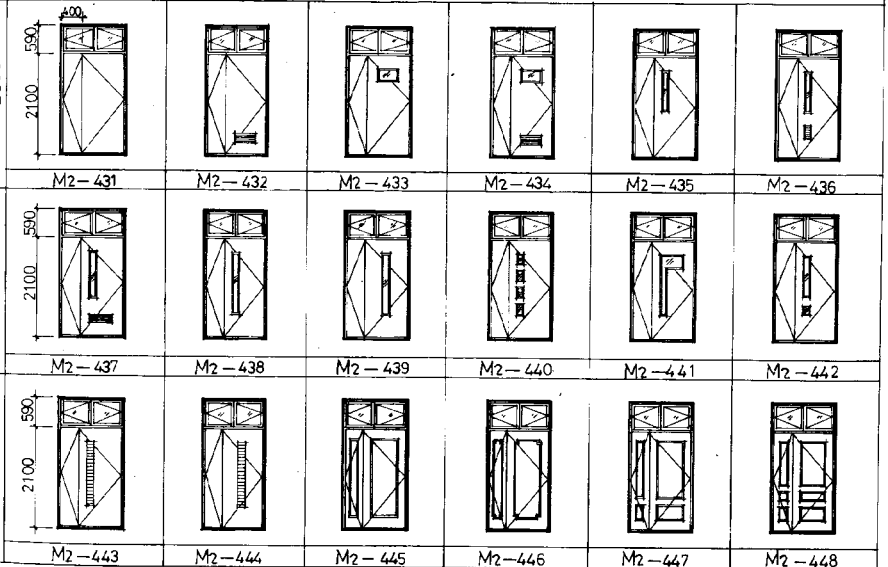

a — 纤维板面　d — 木质装饰板面
b — 胶合板面　e — 模压板面
c — 塑帖板面

剖面图 95 96 97 98 页

跟多资料加微信xxxx3jiazhuli8

M2 夹板门立面

图集号	L92J601
页次	79

洞口		宽	1300
高	度	洞口	1280

2000	1990					
		M2—449	M2—450	M2—451	M2—452	M2—453	M2—454
2100	2090	M2—455	M2—456	M2—457	M2—458	M2—459	M2—460
2500	2490	M2—461	M2—462	M2—463	M2—464	M2—465	M2—466

490

2000

a — 纤维板面
b — 胶合板面
c — 塑帖板面
d — 木质装饰板面
e — 模压板面

剖面图号：95.96.97.98 页

M2 夹板门立面

图集号	L92J60
页次	80

跟多资料加微信公众号jianzhu118

洞口	宽	1300					
高	框口	1280					
2000	1990	M2－467	M2－468	M2－469	M2－470	M2－471	M2－472
2100	2090	M2－473	M2－474	M2－475	M2－476	M2－477	M2－478
2500	2490	M2－479	M2－480	M2－481	M2－482	M2－483	M2－484

490

2000

a － 纤维板面
b － 胶合板面
c － 塑贴板面
d － 木质装饰板面
e － 模压板面

剖面图号：95、96、97、98页

M2 夹板门立面

图集号	L92J601
页次	81

跟多资料加微信公众号jianzhu118

洞口	宽	1300					
高	门框	1280					
2000	1990						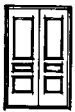
		M2—485	M2—486	M2—487	M2—488	M2—489	M2—490
2100	2090						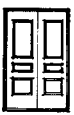
		M2—491	M2—492	M2—493	M2—494	M2—495	M2—496
2500	2490	490 2000					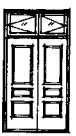
		M2—497	M2—498	M2—499	M2—500	M2—501	M2—502

跟多资料加微信公众号jianzhu118

剖面图号：95.96.97.98页

a — 纤维板面
b — 胶合板面
c — 塑料板面
d — 木质装饰板面
e — 模压板面

M2 夹板门立面

图集号	1.92J601
页次	82

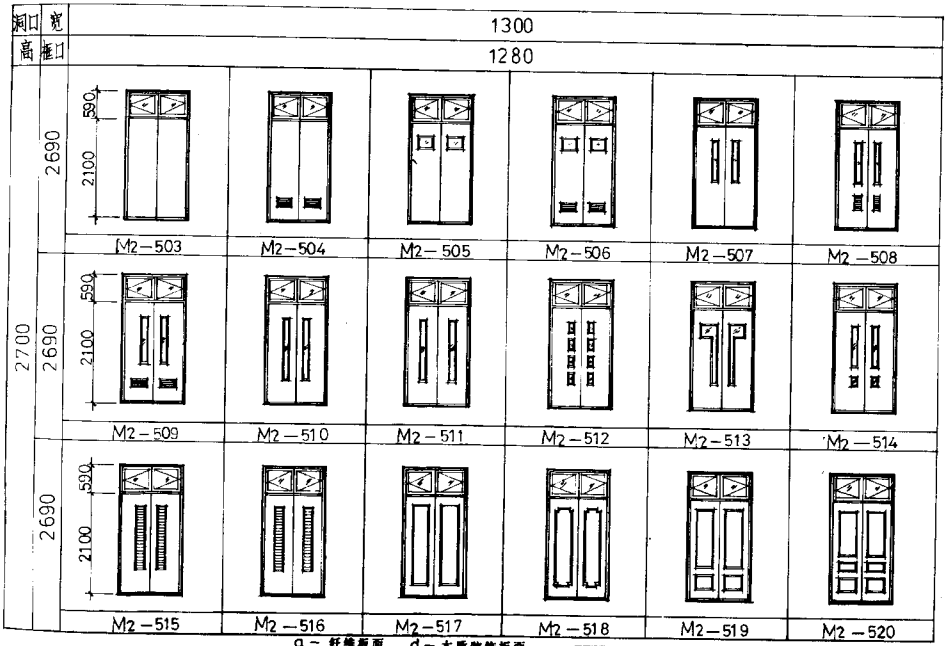

剖面图号：95、96、97、98 页

a－纤维板面　d－木质装饰板面
b－胶合板面　e－模压板面
c－塑帖板面

M2 夹板门立面

图集号	L92J601
页次	83

跟多资料加微信公众号jianzhu118

洞口高	洞口宽	1500					
	框口	1480					
2100	2090				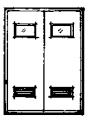	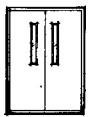	
		M2—521	M2—522	M2—523	M2—524	M2—525	M2—526
2500	2490	490 2000 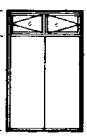	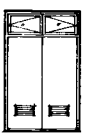	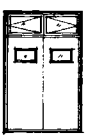	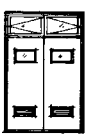		
		M2—527	M2—528	M2—529	M2—530	M2—531	M2—532
2700	2690	590 2100 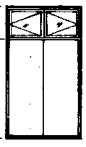	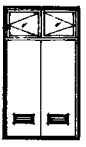	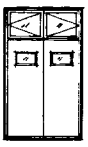		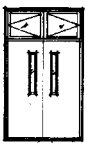	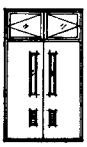
		M2—533	M2—534	M2—535	M2—536	M2—537	M2—538

a—纤维板面
b—胶合板面
c—塑帖板面
d—木质装饰板面
e—模压板面

跟多资料加微信公众号jianzhu118

剖面图号:95.96.97.98页

M2 夹板门立面

图集号	L92J601
页次	84

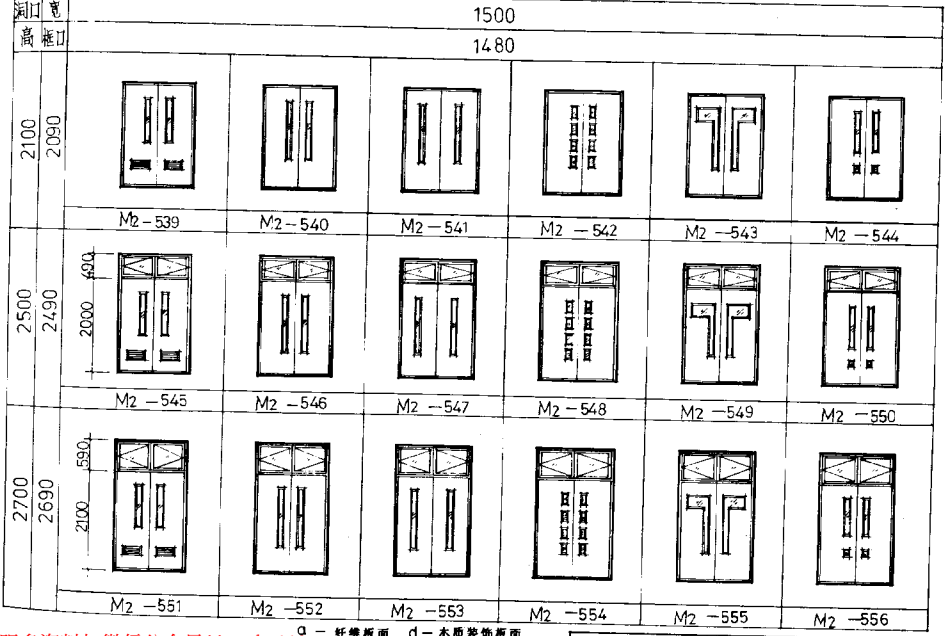

a — 纤维板面
b — 胶合板面
c — 塑帖板面
d — 木质装饰板面
e — 模压板面

详图见95、96、97、98页

跟多资料加微信公众号jianzhu110

M2 夹板门立面

图集号	L92J 601
页次	85

洞口	宽	1500					
高	框口	1480					
2100	2090	M2 —557	M2 —558	M2 —559	M2 —560	M2 —561	M2 —562
2500	2490	M2 —563	M2 —564	M2 —565	M2 —566	M2 —567	M2 —568
2700	2690	M2 —569	M2 —570	M2 —571	M2 —572	M2 —573	M2 —574

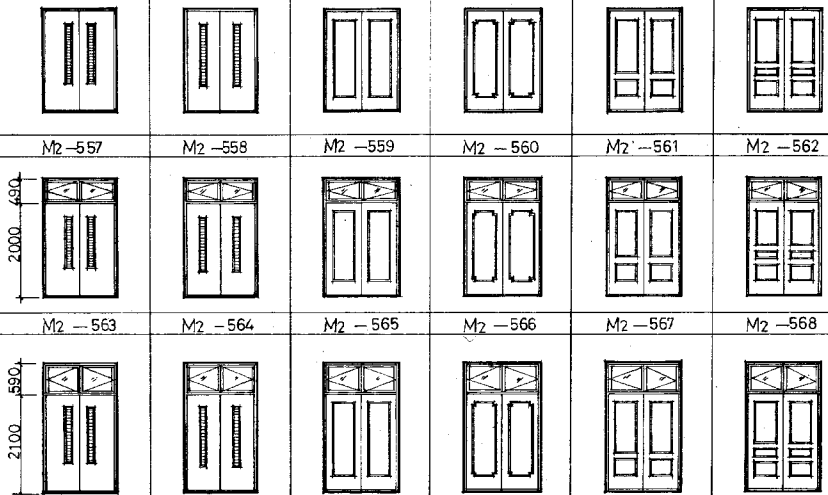

跟多资料加微信公众号jianzhu118

剖面图号：95．96．97．98页

a — 纤维板面
b — 胶合板面
c — 塑帖板面
d — 木质装饰板面
e — 模压板面

M2 夹板门立面

图集号	L92J601
页	86

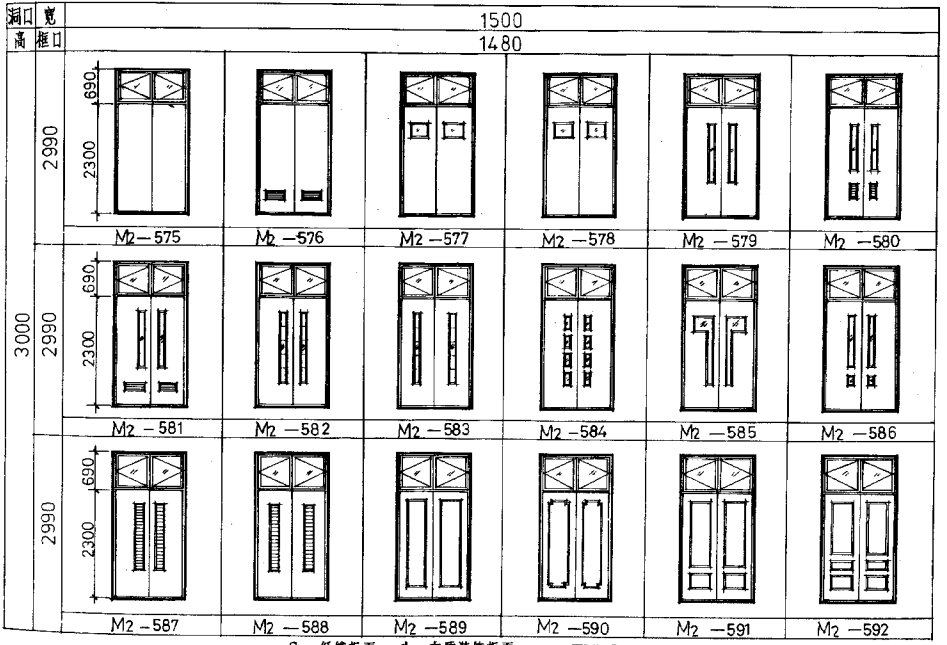

a－纤维板面
b－胶合板面
c－塑帖板面
d－木质装饰板面
e－模压板面

剖面图号：95、96、97、98页

M2 夹板门立面

图集号	L92J601
页次	87

跟多资料加微信公众号jianzhu118

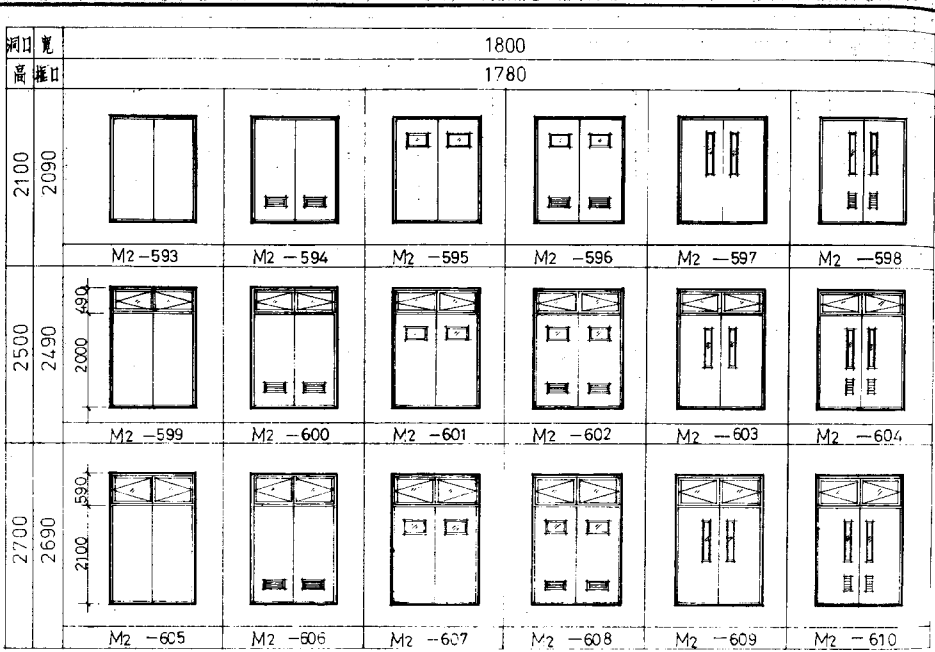

跟多资料加微信公众号jianzhu118

剖面图号:95 96 97 98 页

a - 纤维板面　d - 木质装饰板面
b - 胶合板面　e - 模压板面
c - 塑贴板面

M2 夹板门立面

图集号	L92J601
页次	88

洞口尺寸		1800					
洞口尺寸		1780					
2100	2090	M2 —611	M2 —612	M2 —613	M2 —614	M2 —615	M2 —616
2500	2490	M2 —617	M2 —618	M2 —619	M2 —620	M2 —621	M2 —622
2700	2690	M2 —623	M2 —624	M2 —625	M2 —626	M2 —627	M2 —628

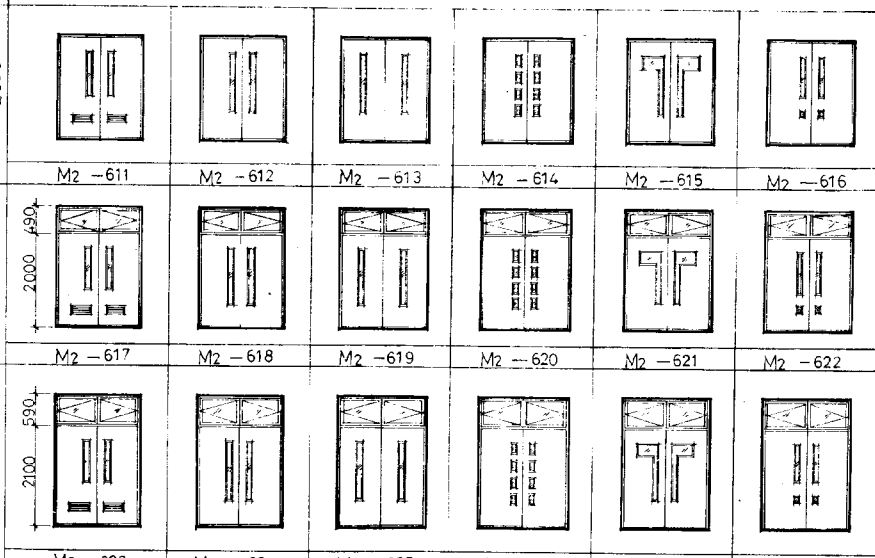

跟多资料加微信公众号jianzhu118

剖面图号：95、96、97、98页

a — 纤维板面
b — 胶合板面
c — 塑帖板面
d — 木质装饰板面
e — 模压板面

M2 夹板门立面

图集号 L92J601
页次 89

洞口	宽	1800
高	洞口	1780

洞口高	洞口宽					
2100	2090	M2－629	M2－630	M2－631	M2－632	M2－633	M2－634
2500	2490	M2－635	M2－636	M2－637	M2－638	M2－639	M2－640
2700	2690	M2－641	M2－642	M2－643	M2－644	M2－645	M2－646

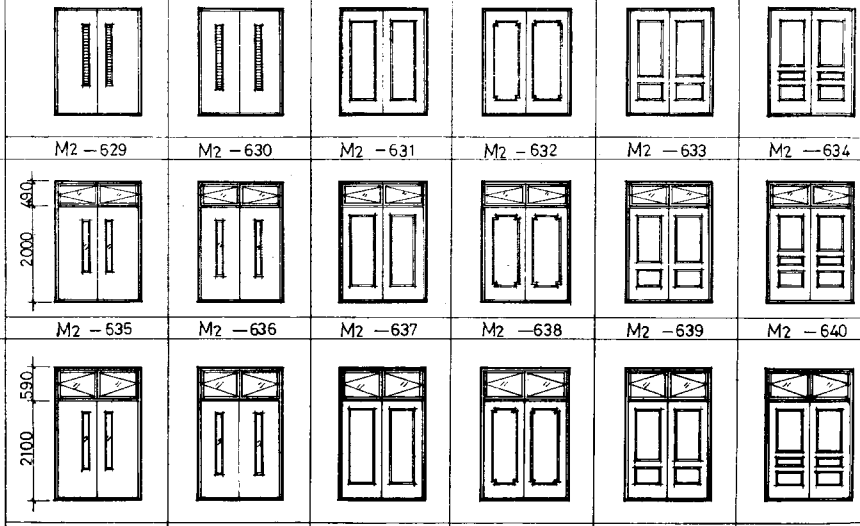

a－纤维板面
b－胶合板面
c－塑帖板面
d－木质装饰板面
e－模压板面

剖面图号：95、96、97、98页

M2 夹板门立面

图集号	L92J601
页次	90

跟多资料加微信公众号 jianzhu148

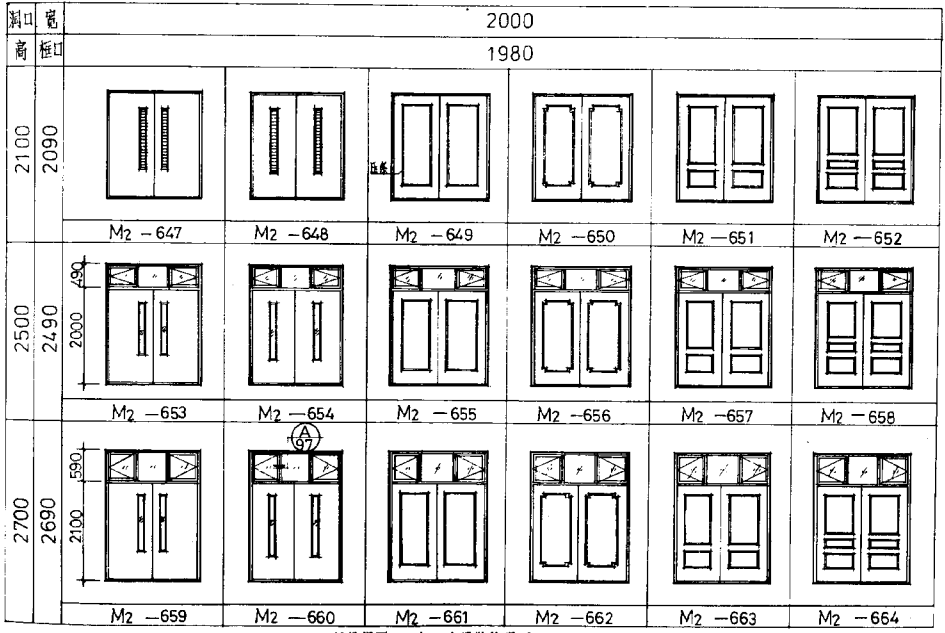

a — 纤维板面　d — 木质装饰板面
b — 胶合板面　e — 模压板面
c — 塑帖板面

跟多资料请加QQ或V：1442211118

剖面图见95、96、97、98页

M2 夹板门立面

图集号	L92J601
页次	91

洞口	宽	2000
高	樘口	1980

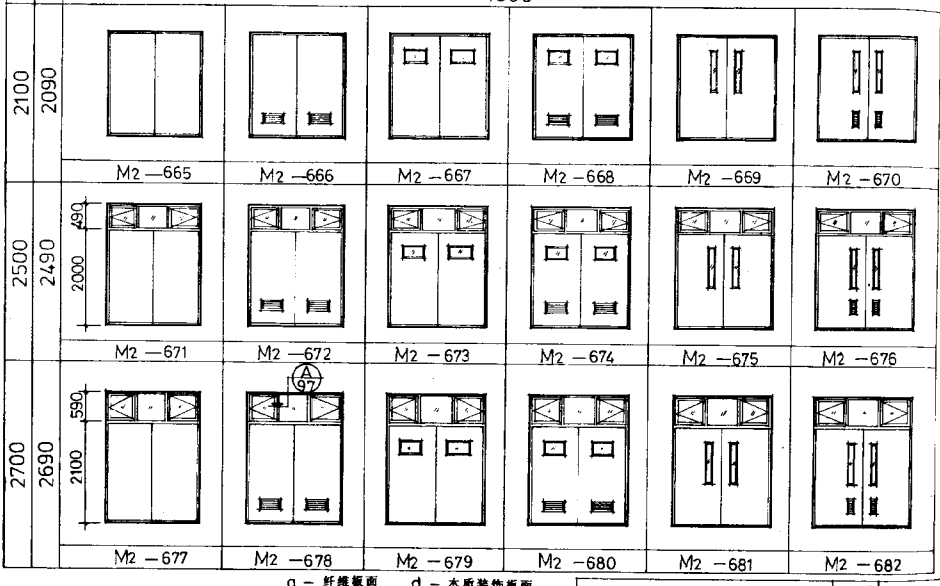

a — 纤维板面　　d — 木质装饰板面
b — 胶合板面　　e — 模压板面
c — 塑帖板面

剖面图号：95、96、97、98 页

M2 夹板门立面

图集号	L92J 601
页次	92

跟多资料加微信公众号jianzhu118

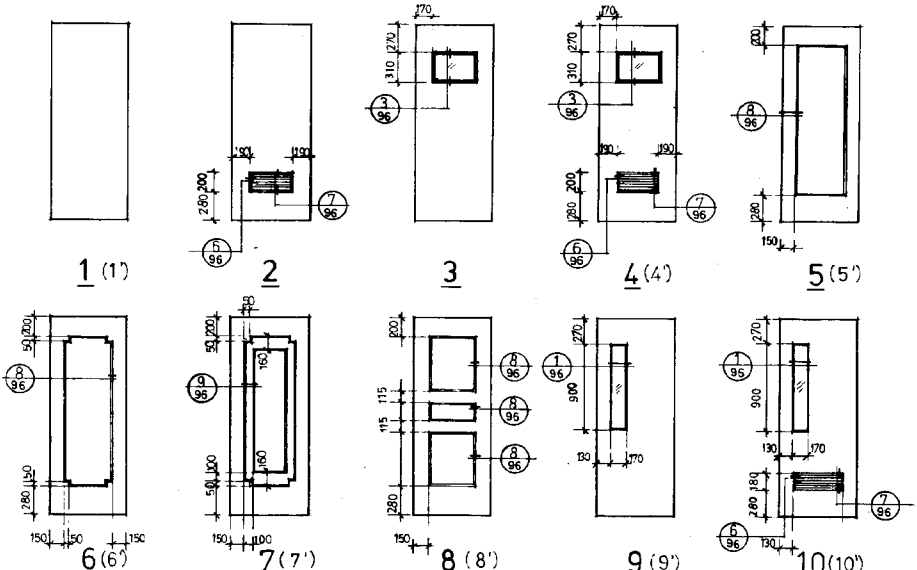

注：1.带括者为相应立面滑架图，
2.未注明滑架图者详见97页。

M2夹板门典型立面

图集号	L92J601
页次	93

跟多资料加微信公众号jianzhu118

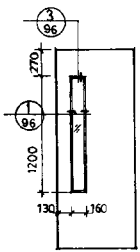

11 (11')

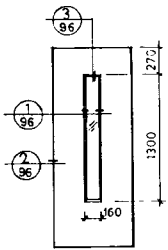

12 (12')

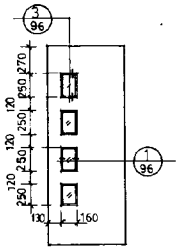

13 (13')

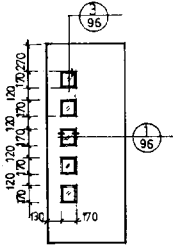

14 (14')

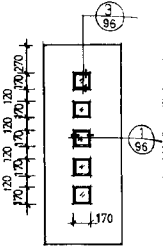

15 (15')

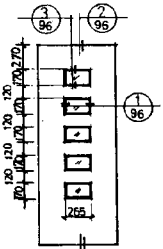

16 (16')

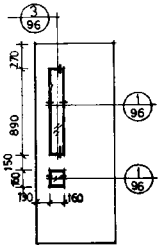

17 (17')

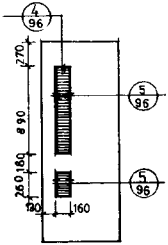

18 (18')

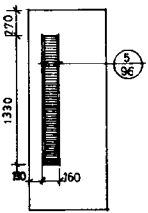

19 (19')

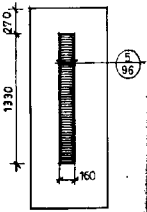

20 (20')

注：带撇者为相应立面背架图

跟多资料加微信公众号jianzhu118

M2夹板门典型立面	图集号 L92J604
	页次 94

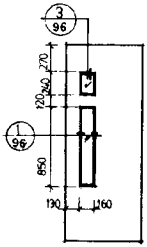

21(21')

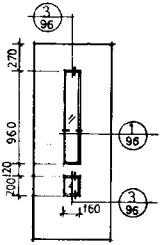

22(22')

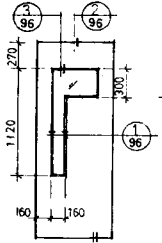

23(23')

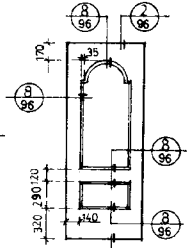

24(24')

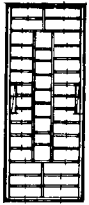

15'

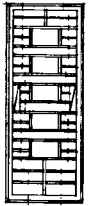

16'

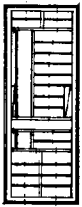

17' 18'

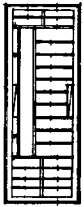

19'

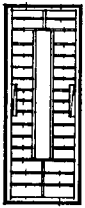

12' 20'

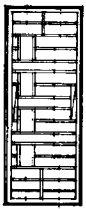

13'



14'

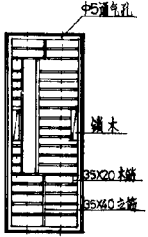

11'

注：1.下图为夹板门木骨架布置图
2.带斜者为相应立面骨架图

M2 夹板门典型立面及剖面	图集号	L92J601
	页次	95

跟多资料加微信公众号jianzhu118

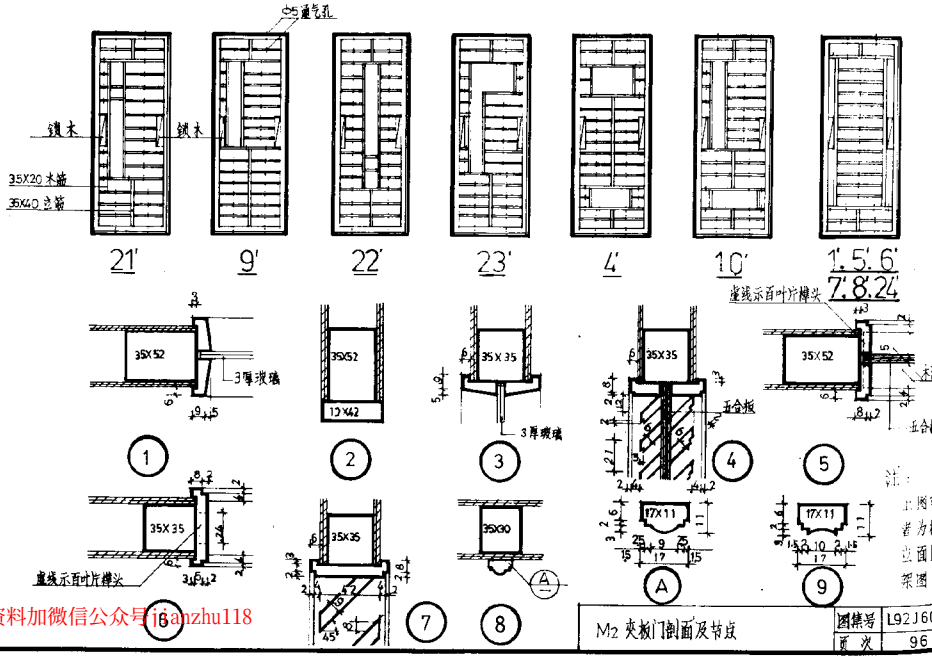

M2 夹板门剖面及节点

图集号	L92J60
页 次	96

跟多资料加微信公众号：jianzhu118

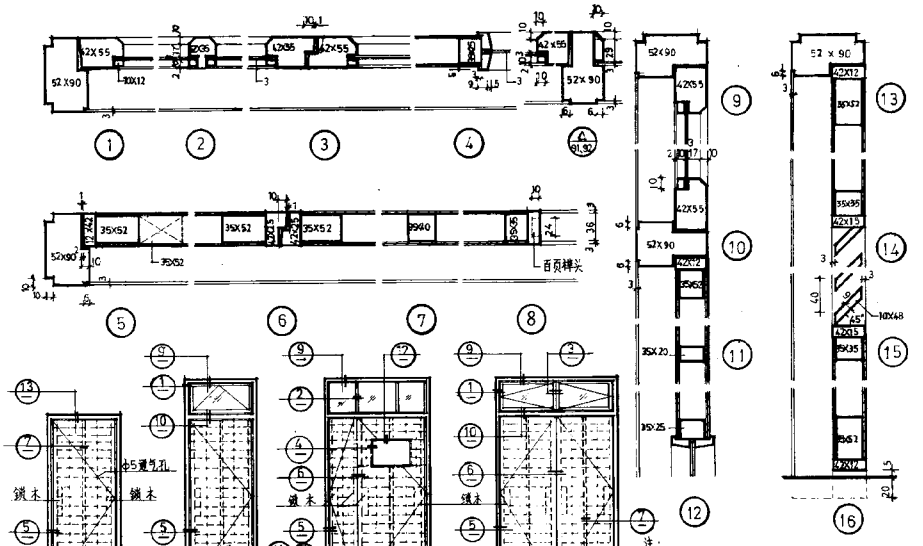

M2夹板门剖面	图集号	92J601
	页次	97

跟多资料加微信公众号jianzhu118

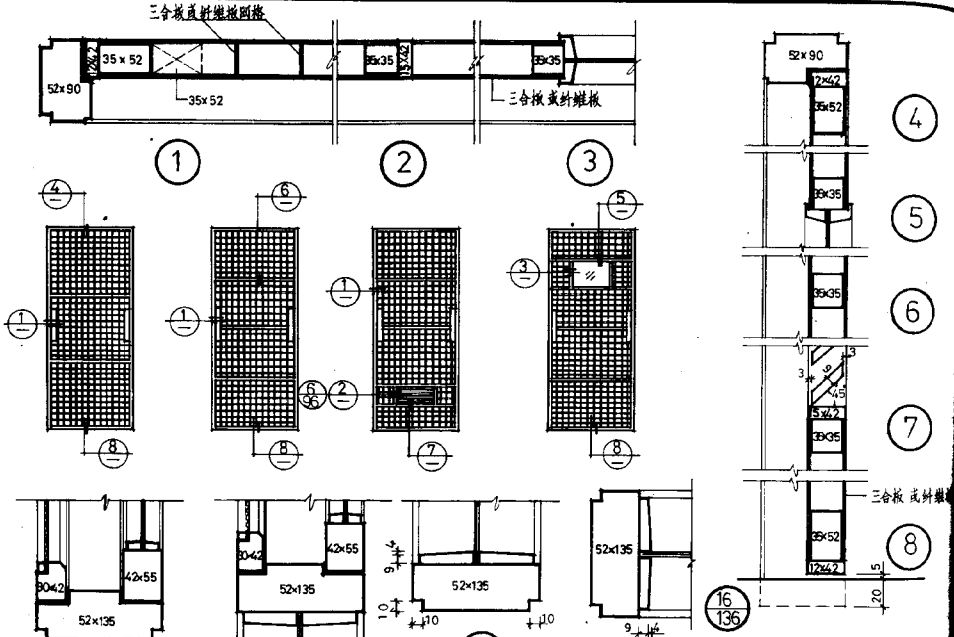

M2 夹板门剖面（网格骨架）

图集号	L92J08
页次	98

跟多资料加微信公众号jianzhu118

洞口高	洞口宽	700					800		
	框口高	680					780		
2000	1990			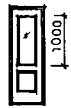	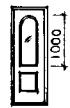	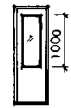	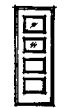	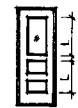	
		M3-1	M3-2	M3-3	M3-4	M3-5	M3-6	M3-7	M3-8
2100	2090	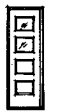		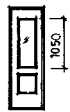	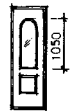	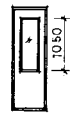	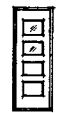	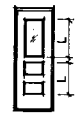	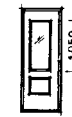
		M3-9	M3-10	M3-11	M3-12	M3-13	M3-14	M3-15	M3-16
2500	2490	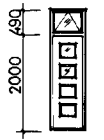	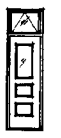	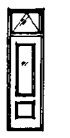	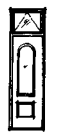	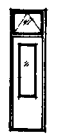			
		M3-17	M3-18	M3-19	M3-20	M3-21	M3-22	M3-23	M3-24

剖面图号　普通弹簧　119、120、121、122 页
　　门底弹簧　119、120、121、123、124 页

跟多资料加微信公众号：jianzhu118

M3 弹簧门立面

图集号	L92J601
页次	99

洞口高	洞口宽	800			900				
	框口	780			880				
2000	1990								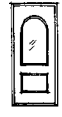
		M3—25	M3—26	M3—27	M3—28	M3—29	M3—30	M3—31	M3—32
2100	2090								
		M3—33	M3—34	M3—35	M3—36	M3—37	M3—38	M3—39	M3—40
2500	2490	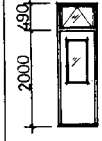							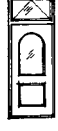
		M3—41	M3—42	M3—43	M3—44	M3—45	M3—46	M3—47	M3—48

普通弹簧 119.120.121.122 页
制面图号
门底弹簧 119.120.121.123.124 页

M3 弹簧门立面

图集号	L92J601
页次	100

跟多资料加微信/QQ:2355394692 anzhu11K

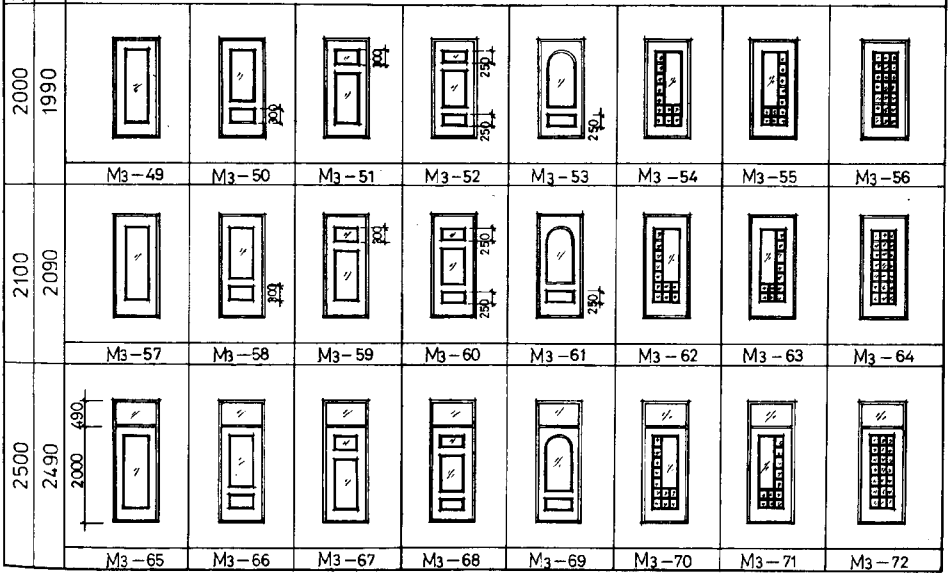

剖面图号：普通弹簧 119、120、121、122 页
顶弹簧 119、120、121、123、124 页

M3 弹 簧 门 立 面

图集号	L92J601
页 次	101

跟多资料加微信/公众号 xiangzhu1118

洞口	宽	900
高	框口	880

洞口高	框口高								
2000	1990	M3-73	M3-74	M3-75	M3-76	M3-77	M3-78	M3-79	M3-80
2100	2090	M3-81	M3-82	M3-83	M3-84	M3-85	M3-86	M3-87	M3-88
2500	2490	M3-89	M3-90	M3-91	M3-92	M3-93	M3-94	M3-95	M3-96

2000 490

普通弹簧 119.120.121.122 页

剖面图号

门底弹簧 119.120.121.123.124 页

M3 弹簧门立面

图集号 L92J601

页次 102

跟多资料加微信公众号 mkzhu1123

洞口	宽	1000							
高	框口	980							
2000	1990	M3-97	M3-98	M3-99	M3-100	M3-101	M3-102	M3-103	M3-104
2100	2090	M3-105	M3-106	M3-107	M3-108	M3-109	M3-110	M3-111	M3-112
2500	2490	690 2000 M3-113	M3-114	M3-115	M3-116	M3-117	M3-118	M3-119	M3-120

剖面图号，弹簧门 119、120、121、122 页
门底弹簧 119、120、121、123、124 页

M3 弹簧门立面

图集号	L92J601
页次	103

跟多资料加微信公众号maidhu08

洞口	宽	1000
高	框口	980

洞口高	框口高								
2000	1990	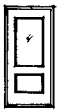	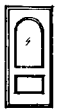	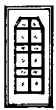	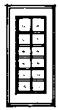	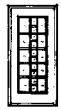	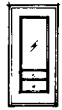	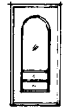	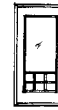
		M3－121	M3－122	M3－123	M3－124	M3－125	M3－126	M3－127	M3－128
2100	2090	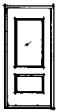	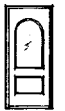	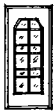		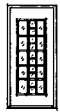	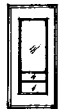	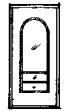	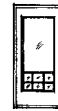
		M3－129	M3－130	M3－131	M3－132	M3－133	M3－134	M3－135	M3－136
2500	2490	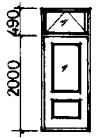		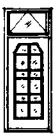		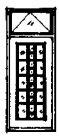		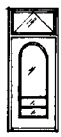	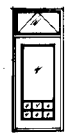
		M3－137	M3－138	M3－139	M3－140	M3－141	M3－142	M3－143	M3－144

剖面图号：普通弹簧 119、120、121、122 页
门底弹簧 119、120、121、123、124页

M3 弹簧门立面

图集号	L92J601
页次	104

跟多资料加微信公众号maxinjianli

洞口	宽	1500					
高	框口	1480					
2100	2090	M3－145	M3－146	M3－147	M3－148	M3－149	M3－150
2500	2490	M3－151	M3－152	M3－153	M3－154	M3－155	M3－156
2700	2690	M3－157	M3－158	M3－159	M3－160	M3－161	M3－162

490 2000

590 2100

部面图号：普通弹簧 119、120、121、122页
门底弹簧 119、120、121、123、124页

跟多资料加微信公众号jianzhu118

M3弹簧门立面

图集号	L92J601
页次	105

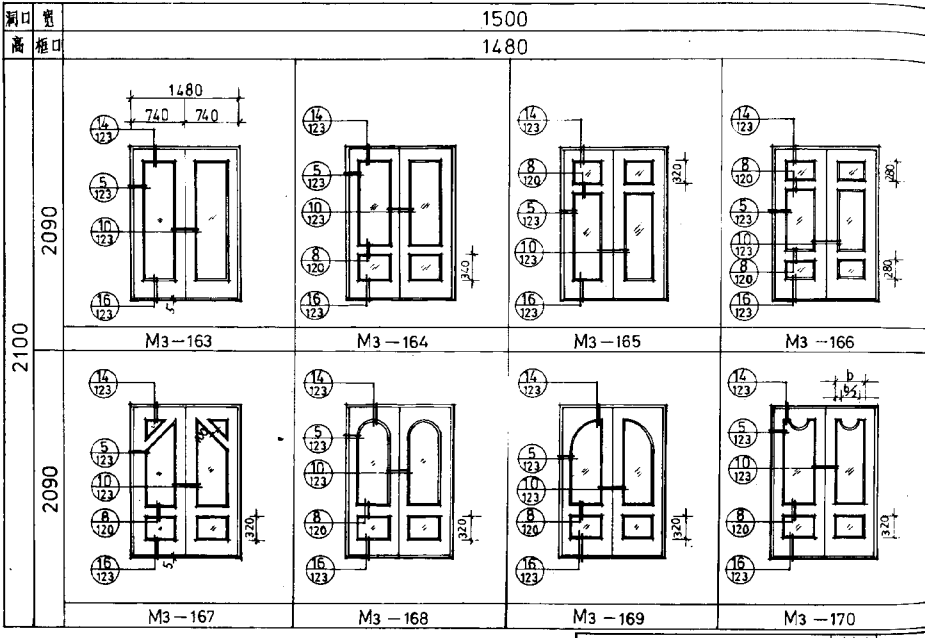

制面亦可选用普通弹簧 L92J218 22页 (本页为门底弹簧)

M3 弹簧门立面

图集号 L92J60

页次 106

跟多资料加微信 [illegible]

洞口	宽	1800
高	框口	1780

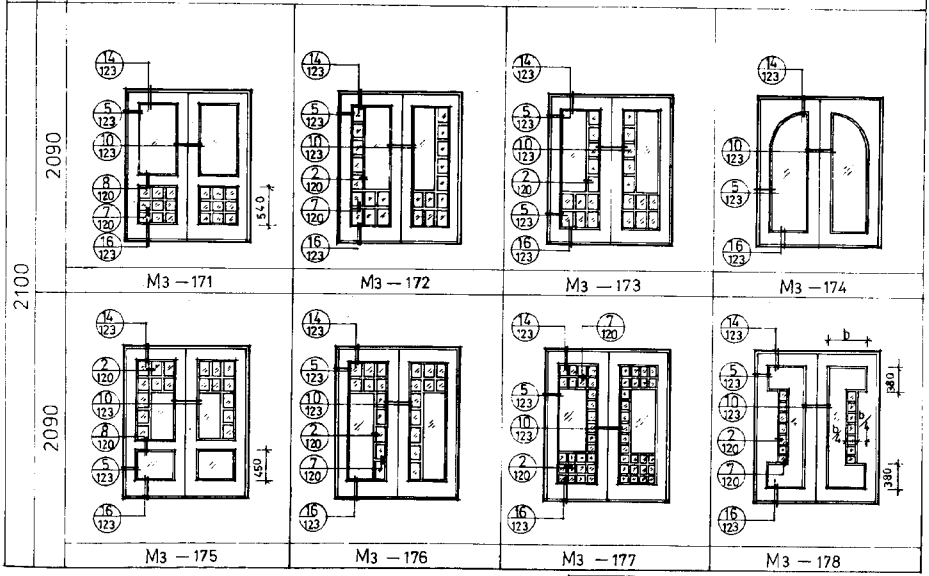

剖面亦可选用普通弹簧121.122页 （本页为门底弹簧）

M3 弹簧门立面

图集号	L92J601
页次	107

跟多资料加微信公众号xiaopan118

洞口	宽	1500
高	框口	1480

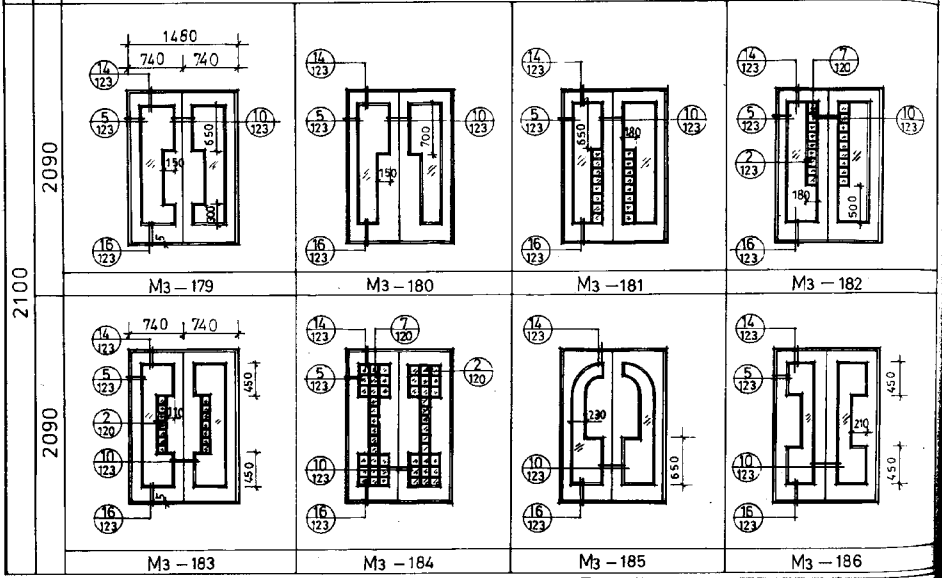

M3－179　M3－180　M3－181　M3－182

M3－183　M3－184　M3－185　M3－186

跟多资料加微信公众号jianzhu118

剖面亦可选用普通弹簧121.122页　（本页为门底弹簧）

M3 弹簧门立面

图集号	L92J601
页次	108

校核	设计	制图

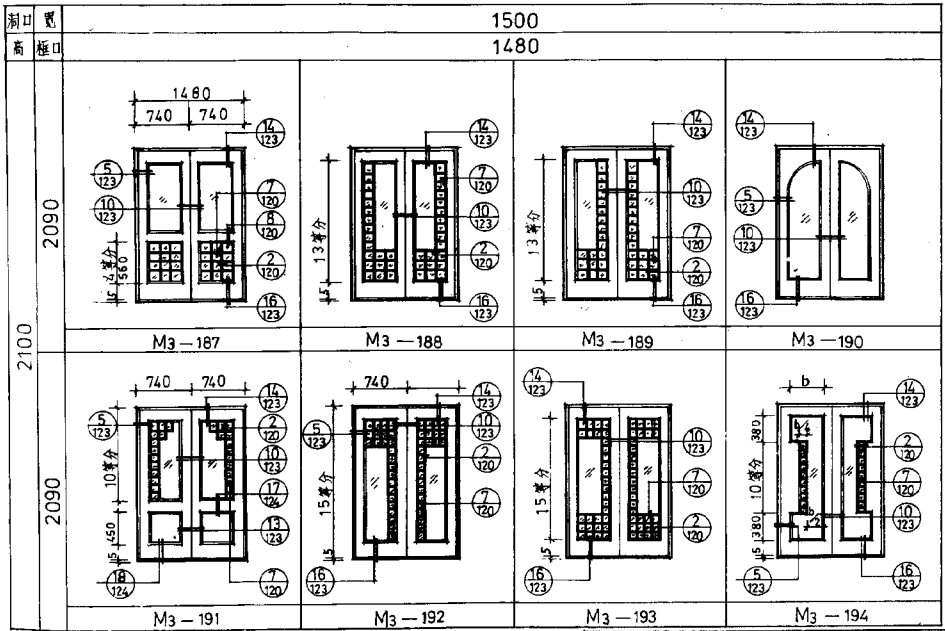

剖面亦可选用普通弹簧121.122页（本页为门底弹簧）

M3弹簧门立面

图集号	L92J601
页次	109

跟多资料加微信公众号jianzhu118

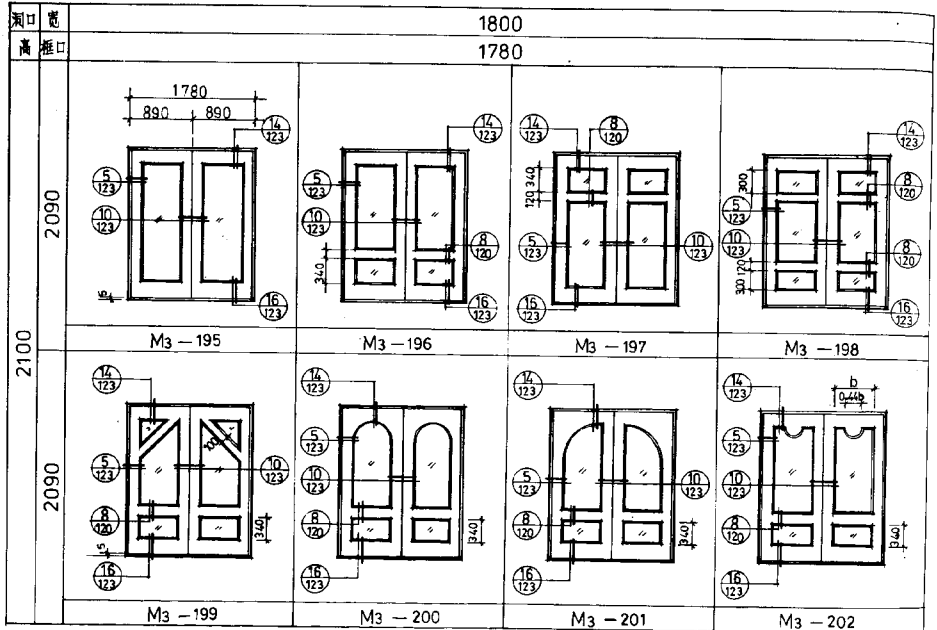

剖面亦可选用普通弹簧 L21-122 页（本页为门底弹簧）

M3 弹簧门立面

图集号 L92J601

页次 110

跟多资料加微信公众号 zhuanyeziliao

洞口	宽	3000 (3300 3600)
高	框口	2980 (3280 3580)

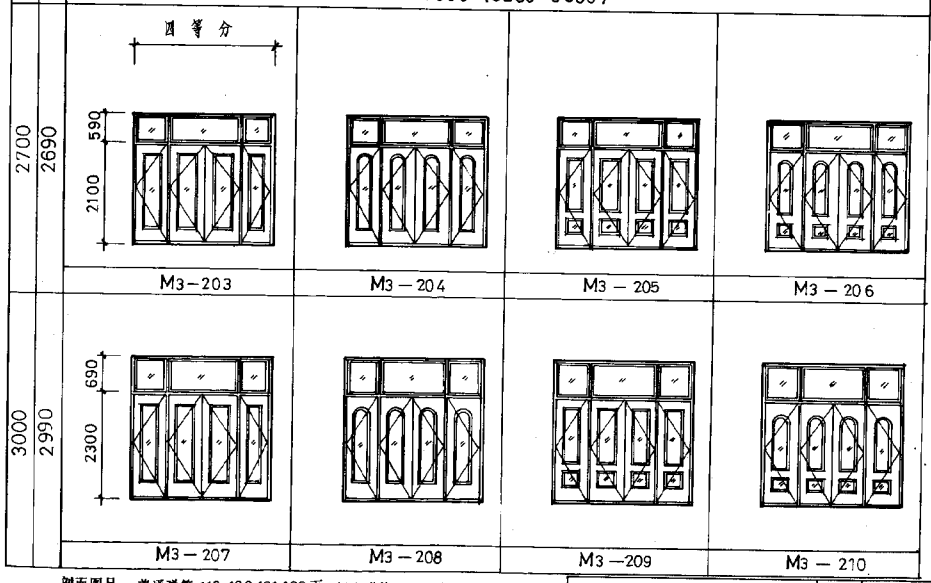

剖面图号：普通弹簧 119.120.121.122 页，门底弹簧 119.120.121.123.124 页。
如采用括号内尺寸，由设计人在图中注明。

M3 弹簧门立面	图集号	L92J601
	页次	111

跟多资料加微信公众号 jianzhu118

洞口	宽	3000(3300、3600)			
高	框口	2980(3280、3580)			
2700	2690	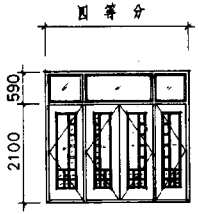		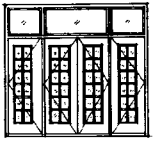	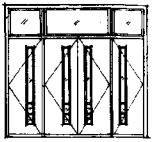
		M3 —211	M3 —212	M3 —213	M3 —214
3000	2990	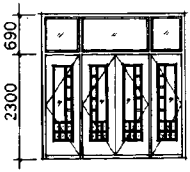		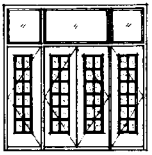	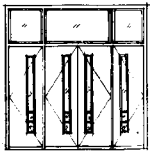
		M3 —215	M3 —216	M3 —217	M3 —218

剖面图号：普通弹簧 119.120.121.122 页，门底弹簧 119.120.121.123.124 页。
如采用括号内尺寸，由设计人在图中注明。

M3 弹簧门立面

图集号	L92J 601
页次	112

校核	
设计	
制图	

跟多资料加微信号 xr7 1202 1 1 1 2 5

洞口	宽	4500(4800、5400)
高	框口	4480(4780、5380)

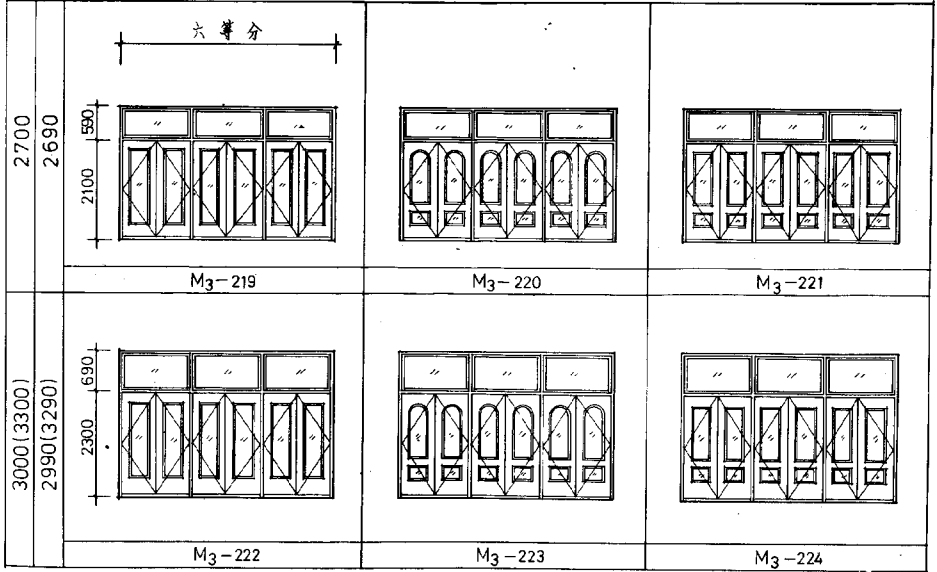

剖面图号：普通弹簧 119.120.121.122页，门底弹簧 119.120.121.123.124页。
如采用括号内尺寸，由设计人在图中注明。

跟多资料加微信公众号tianzhu118

M3 弹簧门立面

图集号	L92J601
页次	113

洞口	宽	4500(4800、5400)
高	框口	4480(4780、5380)

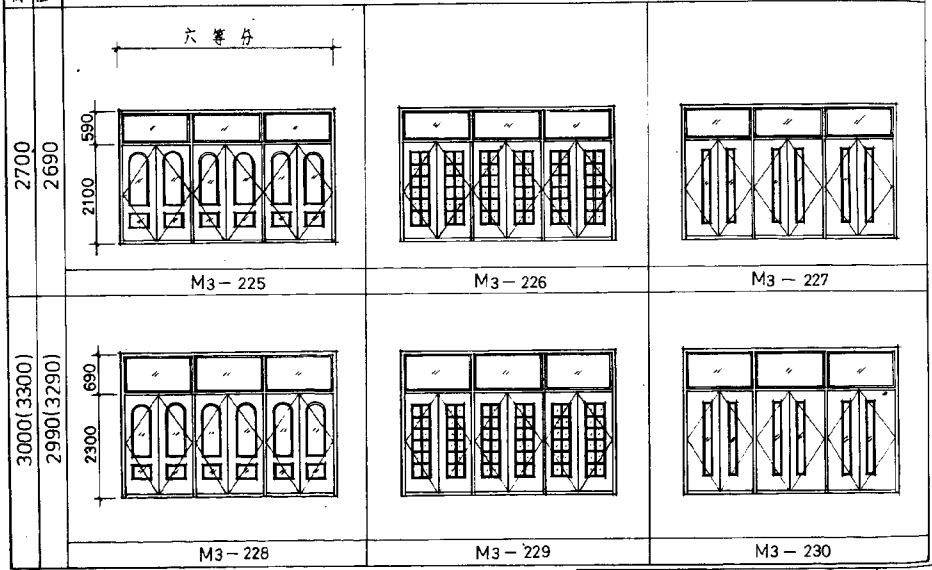

剖面图号：普通弹簧 119、120、121、122 页，门底弹簧 119、120、121、123、124 页。
如采用括号内尺寸，由设计人在图中注明。

跟多资料加V信息关注 Yanzhu 138

M3 弹簧门立面

图集号	L92J 501
页 次	114

洞口	宽	4500(4800、5400)
高	框口	4480(4780、5380)

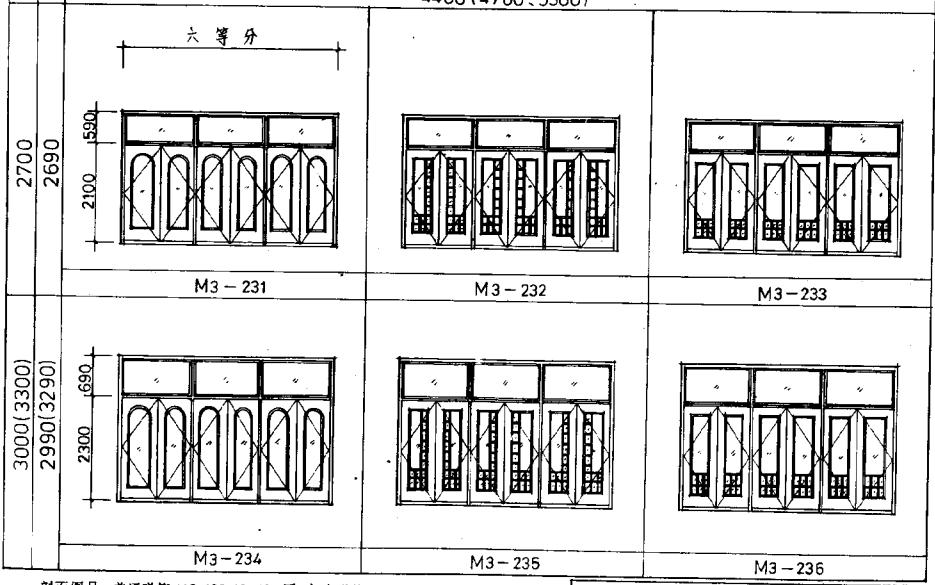

剖面图号：普通弹簧 119.120.121.122 页，门底弹簧 119.120.121.123.124 页。
如采用括号内尺寸，由设计人在图中注明。

M3 弹簧门立面

图集号	L92J601
页次	115

跟多资料加微信 xiaozhu118

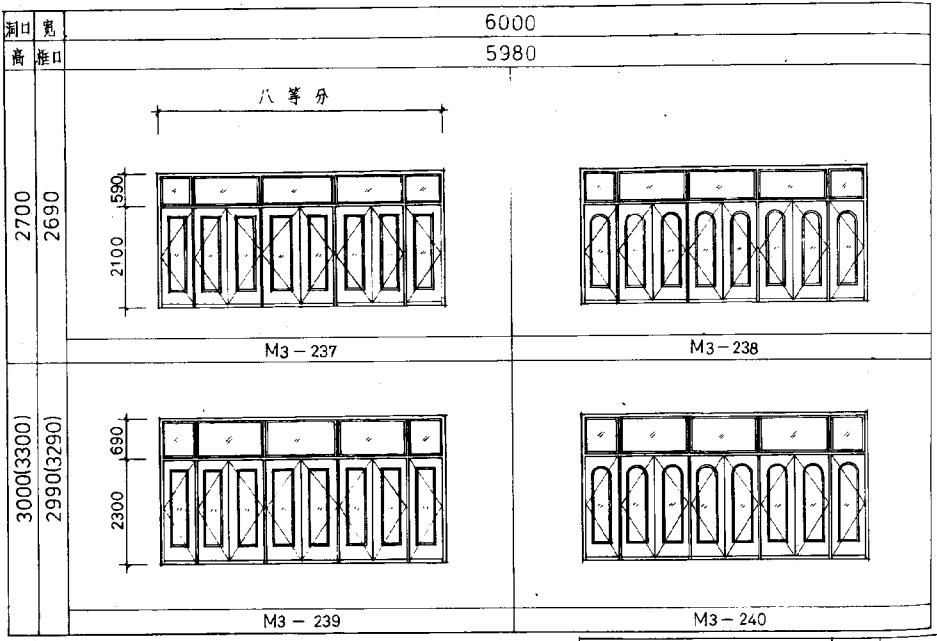

剖面图号：普通弹簧119.120.121.122页，门底弹簧119.120.121.123.124页。

M3 弹簧门立面

图集号	L92J601
页次	116

跟多资料加微信公众号xiaozhu118

洞口	宽	6000
高	框口	5980

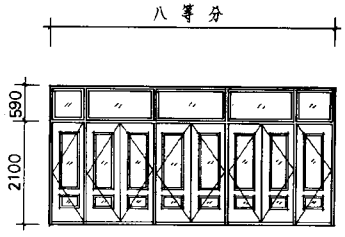

M_3-241

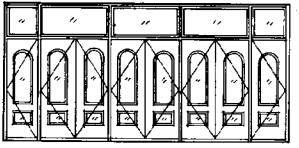

M_3-242

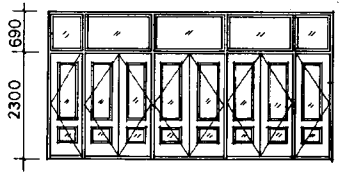

M_3-243

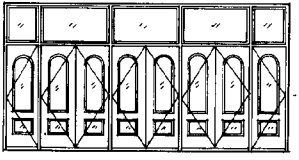

M_3-244

洞口高	洞口宽
2700	2690
3000(3300)	2990(3290)

剖面图 普通弹簧 119.120.121.122页，门底弹簧 119.120.121.123.124页.

M3 弹簧门立面

图集号	L92J601
页次	117

跟多资料加微信公众号 1119720118

洞口	宽	6000	
高	框口	5980	
2700	2690	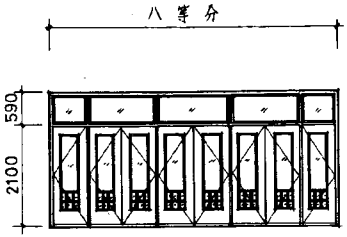 M3－245	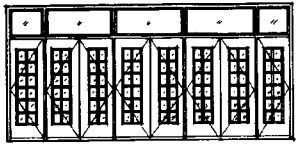 M3－246
3000(3300)	2990(3290)	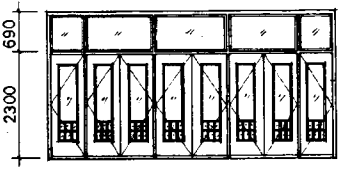 M3－247	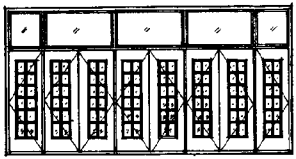 M3－248

剖面图号：普通弹簧 119.120.121.122 页，门底弹簧 119.120.121.123.124 页。

M3 弹簧门立面

图集号	L92J601
页次	118

跟多资料加微信公众号 zhuanmai2021

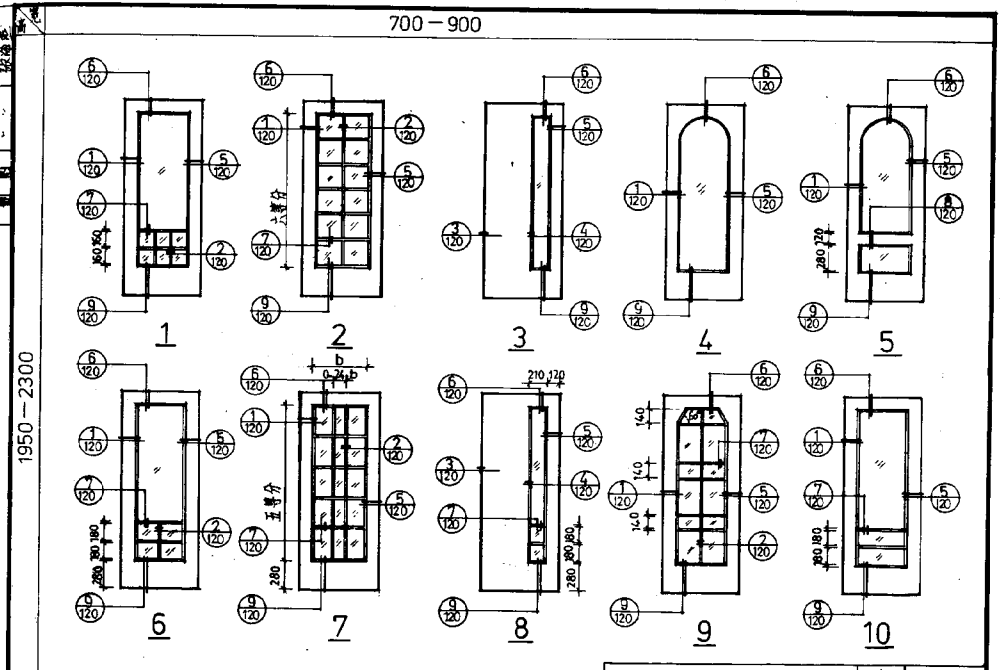

M3弹簧门扇典型立面	图集号	L92J601
	页次	119

跟多资料加微信公众号jianzhu118

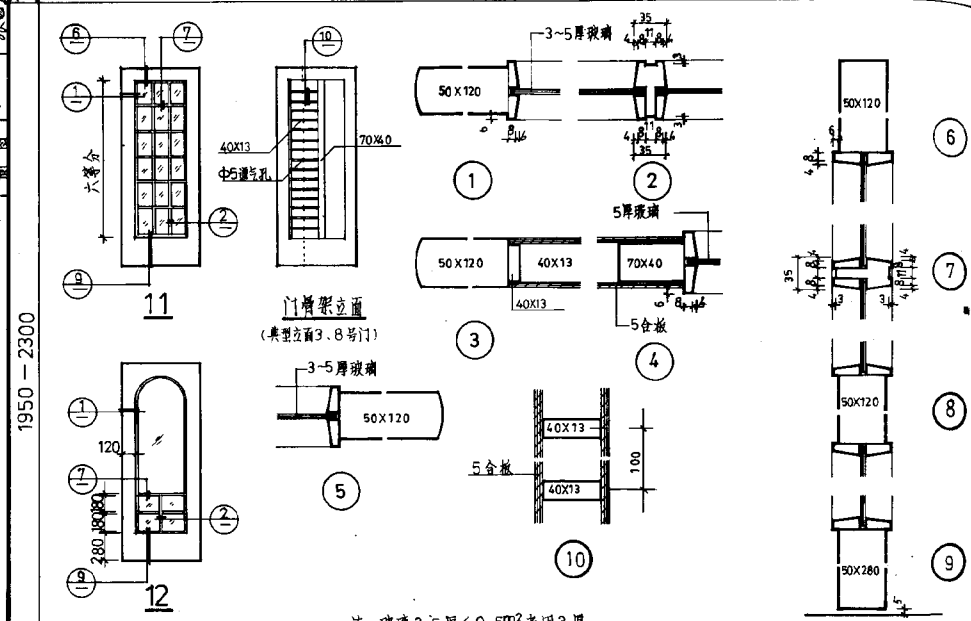

注：玻璃3~5厚≤0.5m²者用3厚

M3弹簧门扇典型立面及樘架、节点	图集号	L92J601
	页次	120

跟多资料加微信公众号jianzhu118

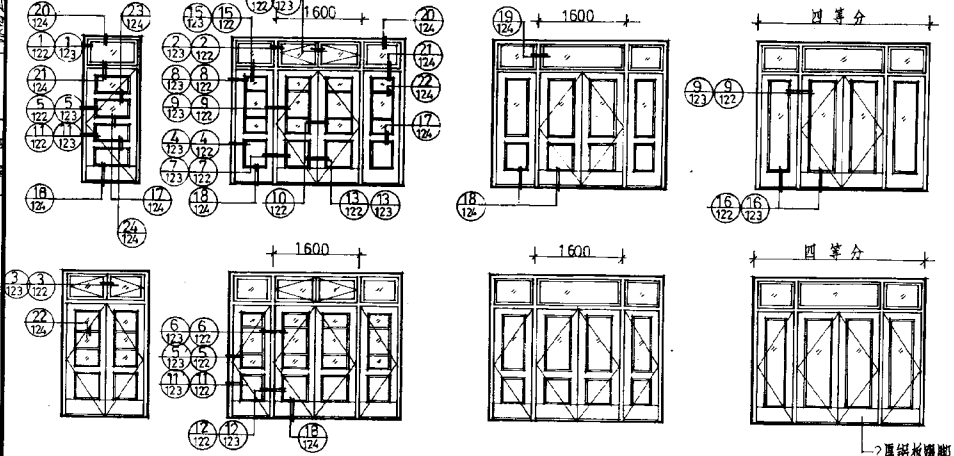

注，1. 门扇玻璃长度大于900时用5厚玻璃。
2. 上亮改为平开时，设计人应注明。
3. 玻璃门拉手设计人未注明时均为φ32管子拉手。
4. 门下装铝踢脚板2厚

M3 弹簧门典型立面节点示意

图集号	L92J 601
页 次	121

跟要资料加微信公众号jianzhu118

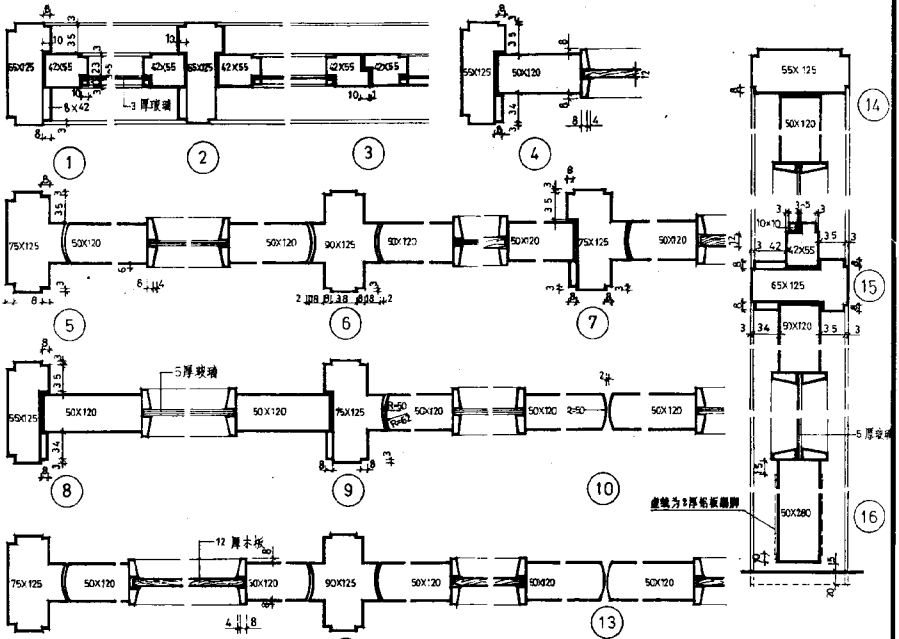

M3 弹簧门剖面（普通弹簧）

图集号	L92J601
页 次	122

跟多资料加微信公众号jianzhu118

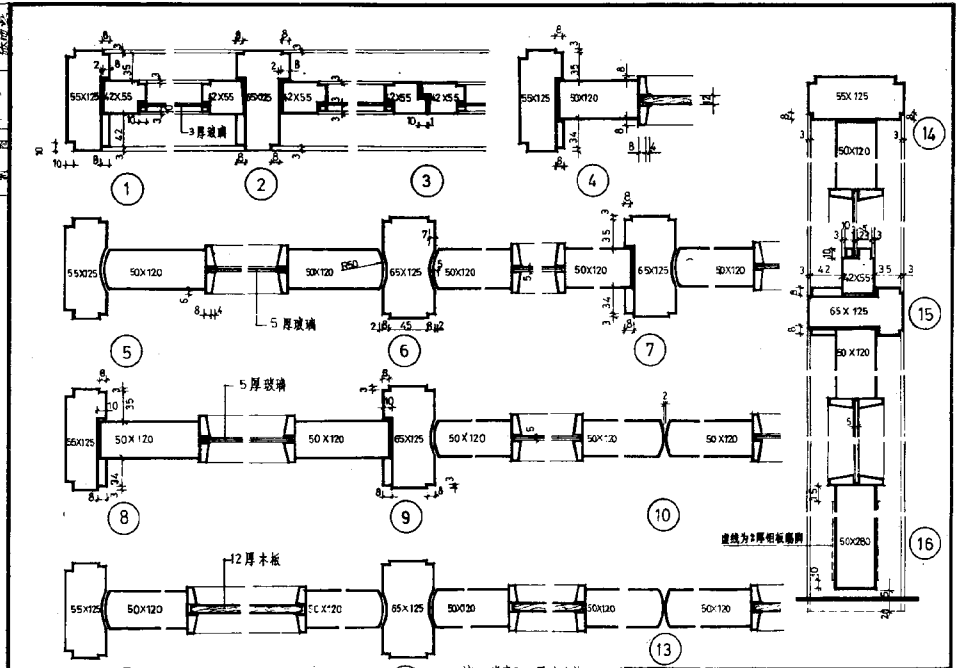

Ma弹簧门剖面（门底弹簧）

图集号	L92J601
页次	123

跟多资料加微信公众号jianzhu118

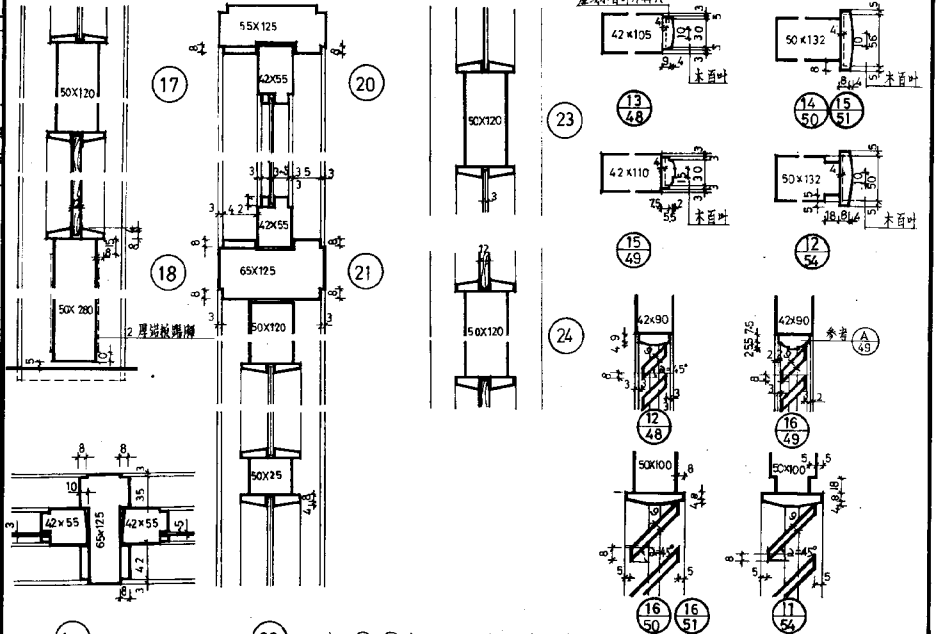

注：⑰~㉔节点也适用于普通弹簧门

M3 弹簧门剖面〈门底弹簧〉 M1 镶板门百叶剖面	图集号	L92J 601
	页次	124

跟多资料加微信公众号jianzhu118

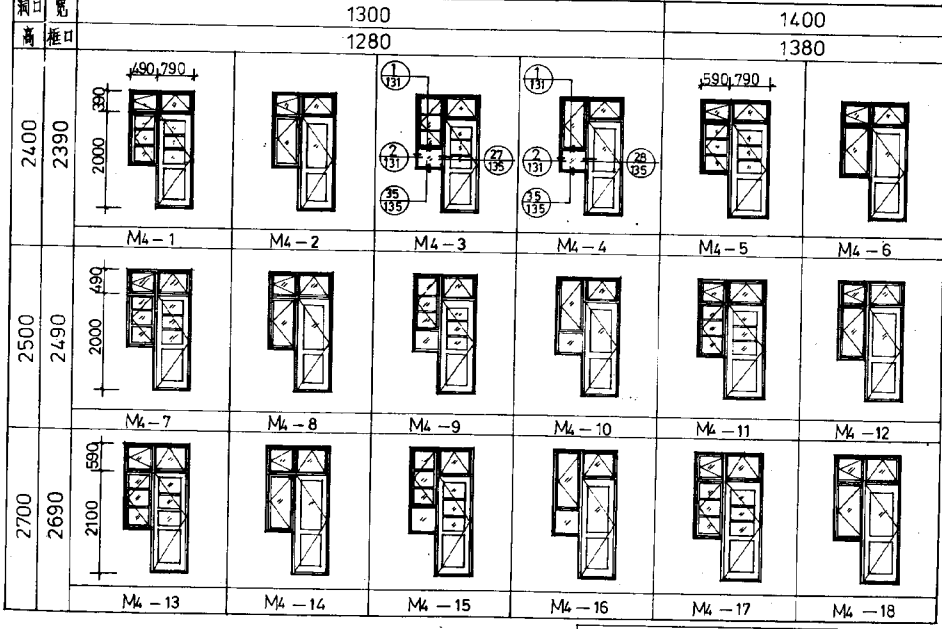

剖面图号：133 134 135 页 带纱扇的为 136 页.

M4 连窗门立面

图集号	L92J601
页次	125

很多资料加微信公众号 mbzhu110

洞口	宽	1300				1400	
高	框口	1280				1380	
2400	2390	M4－19	M4－20	M4－21	M4－22	M4－23	M4－24
2500	2490	M4－25	M4－26	M4－27	M4－28	M4－29	M4－30
2700	2690	M4－31	M4－32	M4－33	M4－34	M4－35	M4－36

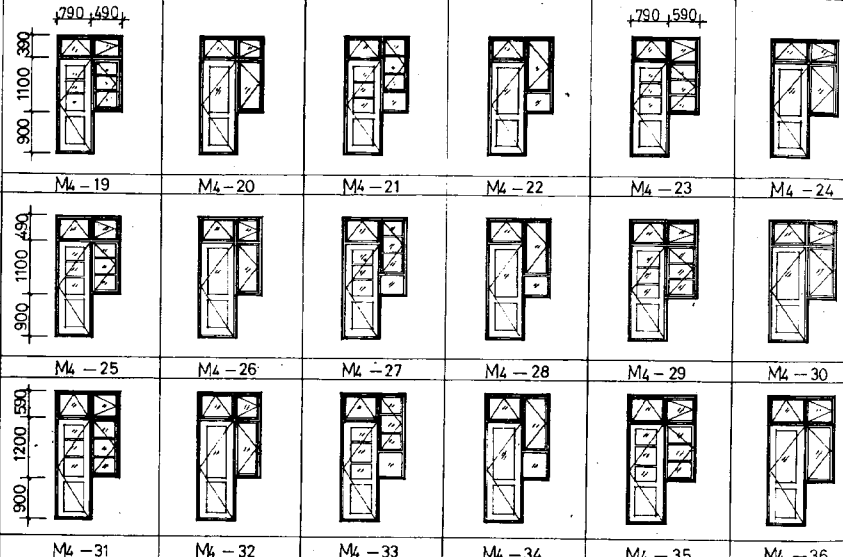

剖面图号133、134、135页，带纱扇的为136页。

M4 连窗门立面

图集号	L92J601
页次	126

跟多资料加微信公众号zhuanyeshuo回复

洞口	宽	1400		1500			
高	框口	1380		1480			
2400	2390	590 790 / 300 1100 900		590 890			
		M4－37	M4－38	M4－39	M4－40	M4－41	M4－42
2500	2490	490 1100 900					
		M4－43	M4－44	M4－45	M4－46	M4－47	M4－48
2700	2690	590 1200 900					
		M4－49	M4－50	M4－51	M4－52	M4－53	M4－54

剖面图号：133、134、135页，推拉扇的为136页。

M4 连窗门立面

图集号	L92J601
页次	127

跟多资料加微信zxw3474 zxw3474hul

洞口宽		1400		1500			
高	框口	1380		1480			
2400	2390	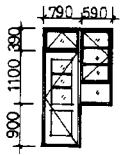 M4－55	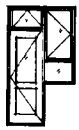 M4－56	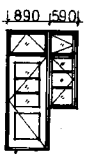 M4－57	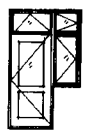 M4－58	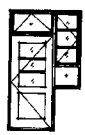 M4－59	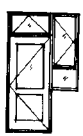 M4－60
2500	2490	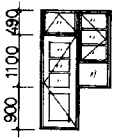 M4－61	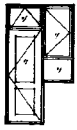 M4－62	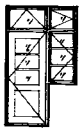 M4－63	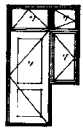 M4－64	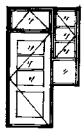 M4－65	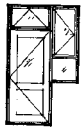 M4－66
2700	2690	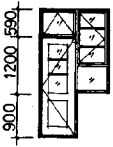 M4－67	M4－68	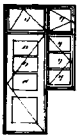 M4－69	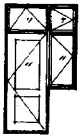 M4－70	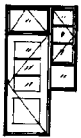 M4－71	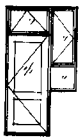 M4－72

剖面图号：133、134、135页。带纱扇的为136页。

跟多资料加微信公众号jianzhu110

M4 连窗门立面

图集号	L92J601
页次	128

洞口高	洞口宽	2100				2400	
		2080				2380	
2400	2390	M4－73	M4－74	M4－75	M4－76	M4－77	M4－78
2500	2490	M4－79	M4－80	M4－81	M4－82	M4－83	M4－84
2700	2690	M4－85	M4－86	M4－87	M4－88	M4－89	M4－90

剖面图号：133、134、135 页，带纱扇的为 136 页。

M4 连窗门立面

图集号	L92J601
页次	129

跟多资料加微信公众号 | tianzhuo18

洞口	宽	2100				2400	
高	框口	2080				2380	
2400	2390	M4－91	M4－92	M4－93	M4－94	M4－95	M4－96
2500	2490	M4－97	M4－98	M4－99	M4－100	M4－101	M4－102
2700	2690	M4－103	M4－104	M4－105	M4－106	M4－107	M4－108

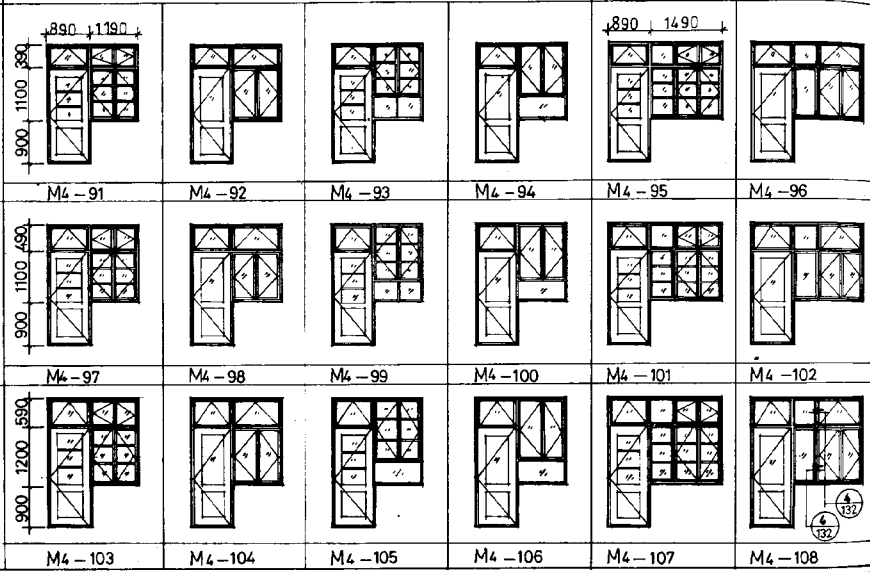

剖面图号：133、134、135页　带纱扇的为136页。

M4 连窗门立面

图集号	L92J601
页次	130

跟多资料加微信：xwx9pinzhuanmai

洞口	宽	2400		2700	
高	框口	2380		2680	
2400	2390	M4—109	M4—110	M4—111	M4—112
2500	2490	M4—113	M4—114	M4—115	M4—116
2700	2690	M4—117	M4—118	M4—119	M4—120

剖面图号:133、134、135页。带纱扇的为136页。

跟多资料加微信公众号jianzhu118

M4 铝窗门立面

图集号	L92J 601
页次	131

洞口	宽	2400	2700
高	框口	2380	2680
2400	2390	M4－121	M4－122	M4－123	M4－124
2500	2490	M4－125	M4－126	M4－127	M4－128
2700	2690	M4－129	M4－130	M4－131	M4－132

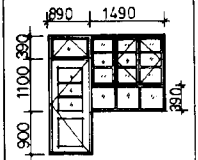

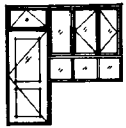

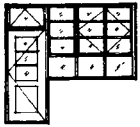

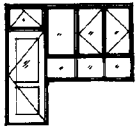

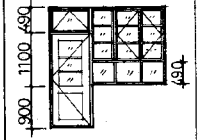

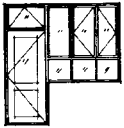

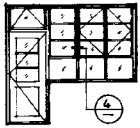

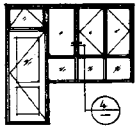

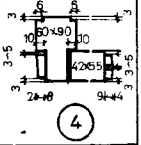

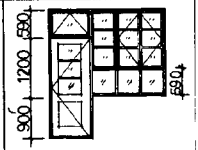

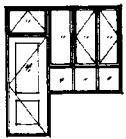

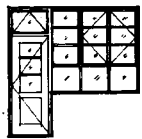

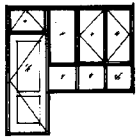

剖面图号:133、134、135 页。带纱扇的为 136 页。

M4 连窗门立面

图集号	L92J601
页次	132

最多资料加群公众号：1 ian2hu 回复

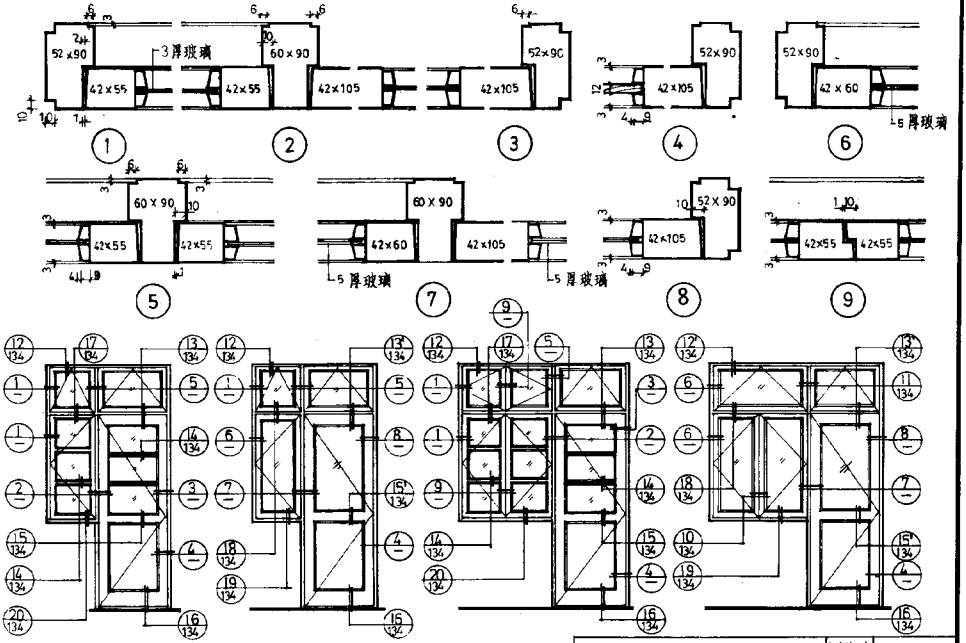

M4连窗门典型立面及剖面

图集号	L92J601
页次	133

跟多资料加微信公众号jianzhu118

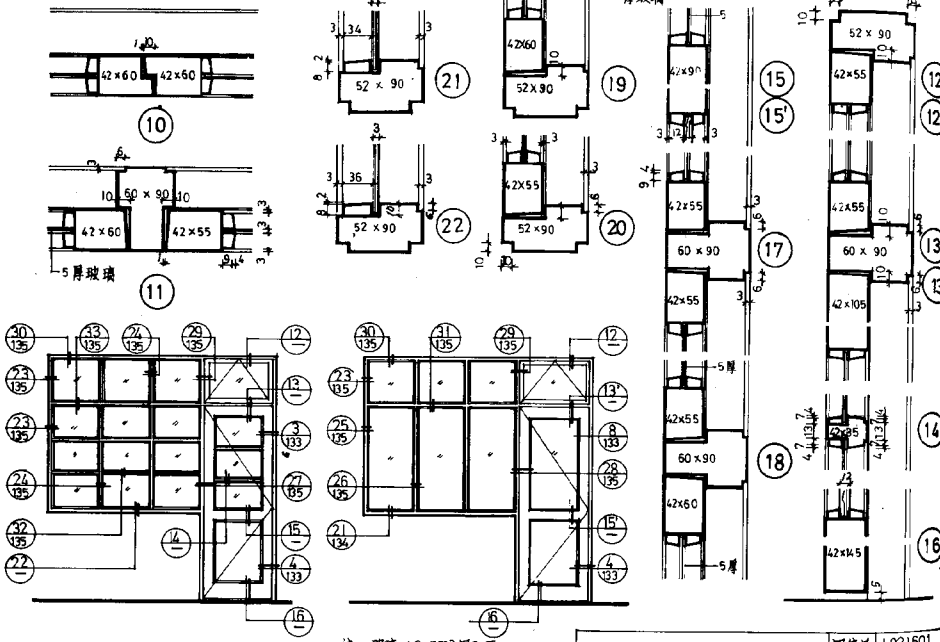

注：玻璃≤0.5m²用3厚。
带(*)者为5厚玻璃，其余为3厚。

M4 连窗门典型立面及剖面

图集号	L92J601
页次	134

跟多资料加微信公众号jianzhu118

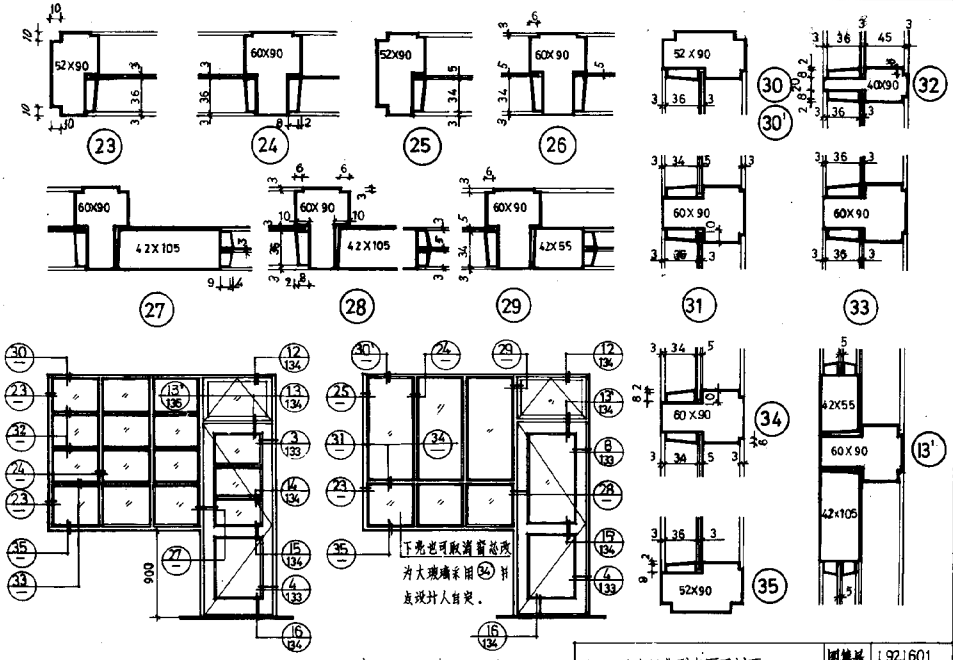

M4 送窗门典型立面及剖面

图集号	L92J601
页 次	135

跟多资料加微信公众号jianzhu118

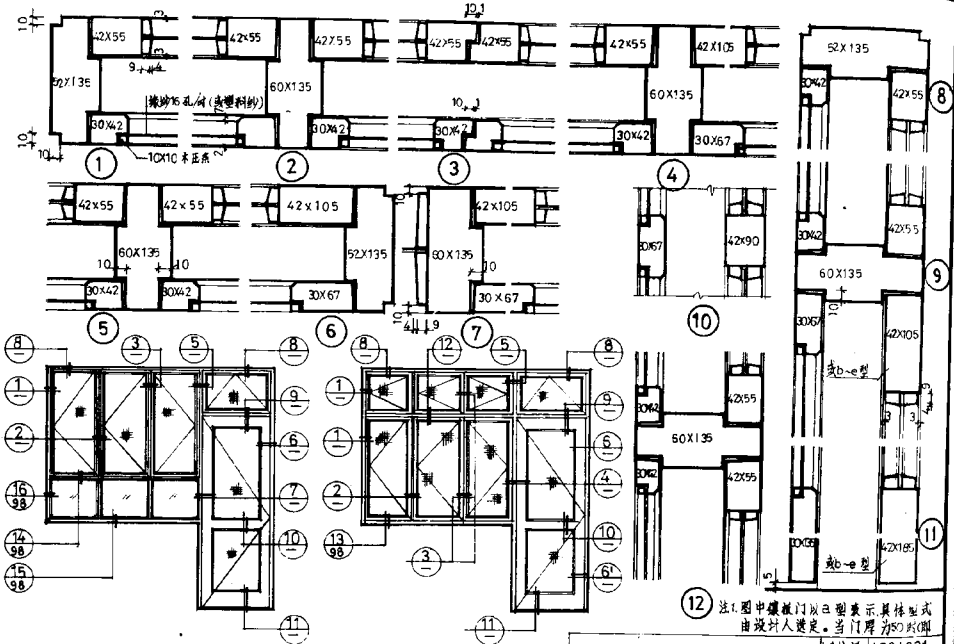

注1. 图中镶板门以a型表示，其体型式由设计人选定。当门厚为50时，镶板门型上述框料135改为143。 2. 纱门在室内。

M4 连窗门带纱扇典型立、剖面

图集号	L92J601
页次	136

跟多资料加微信公众号jiaoyuan118

洞口 宽 / 高 / 框口	900（700、800）
2100	

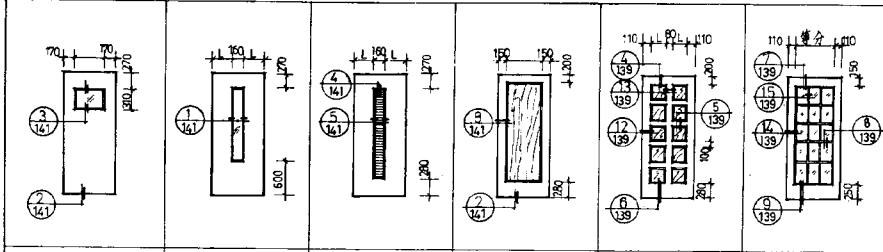

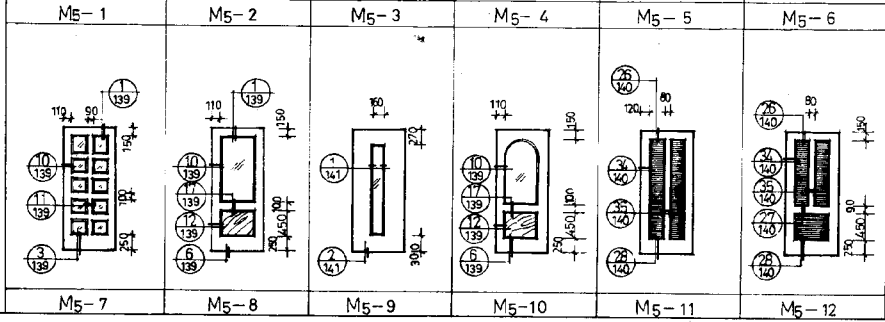

注：此图尺寸由设计人定．每扇门两套成品滑轮，位置详大样．
立面图中美板门骨架指95.96 页相应骨架．

跟多资料加微信公众号tianzhu1133

M5 民用推拉门典型立面	图集号	L92J 601
	页次	137

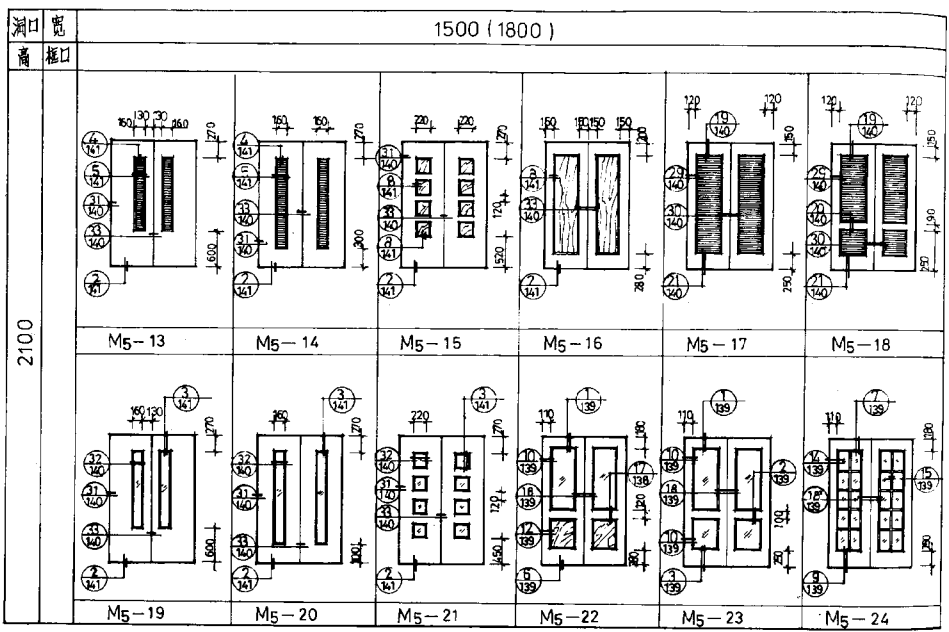

注：其相关尺寸由设计人定　　短扇门两套成品滑轮，位置详大样

M5 民用推拉门典型立面

图集号	L92J601
页次	138

跟多资料加微信公众号tianzhu118

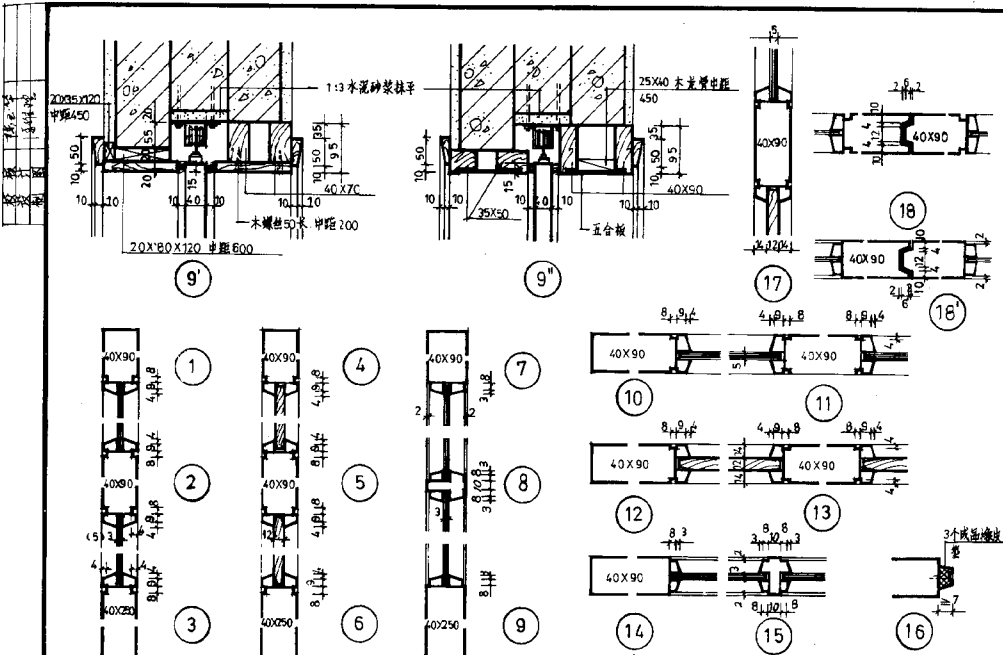

跟多资料加微信公众号jianzhu118

M5 民用单扇、双扇推拉门剖面	图集号	L92J601
	页 次	139

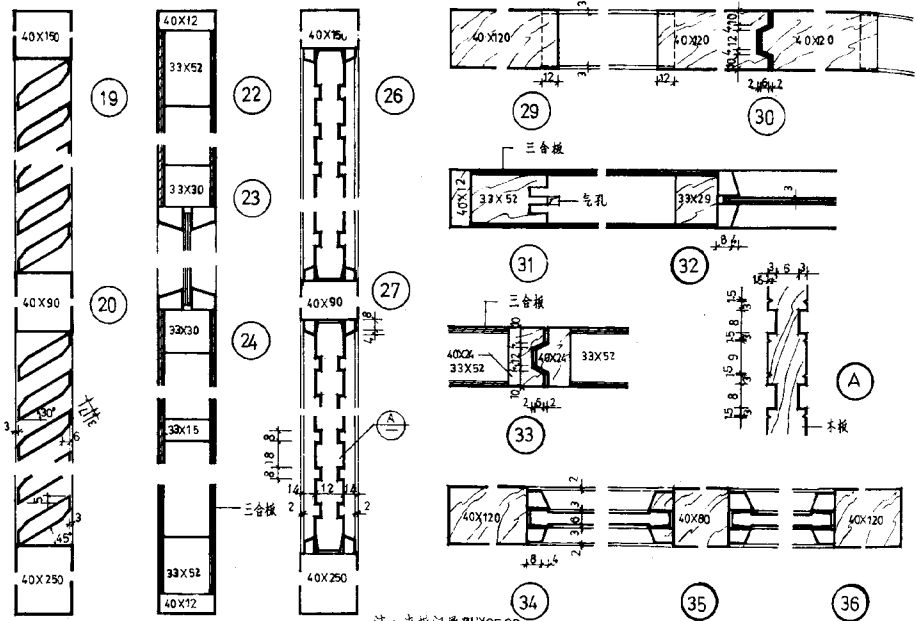

注：夹板门骨架详95.96、97页。

跟多资料加微信公众号jianzhu118

M5 民用单扇、双扇推拉门剖面	图集号	92J50
	页 次	140

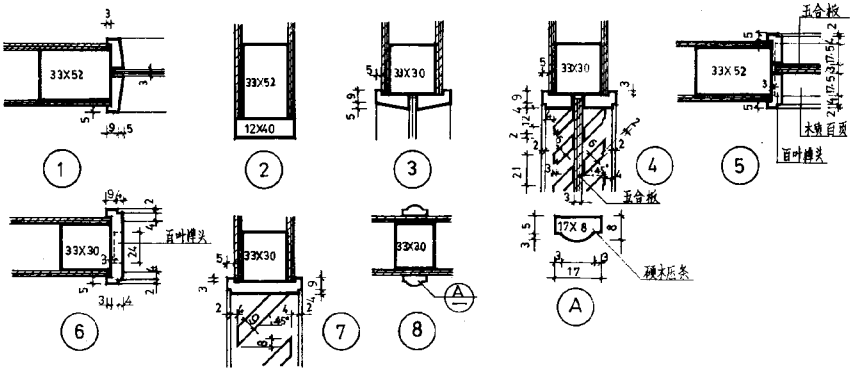

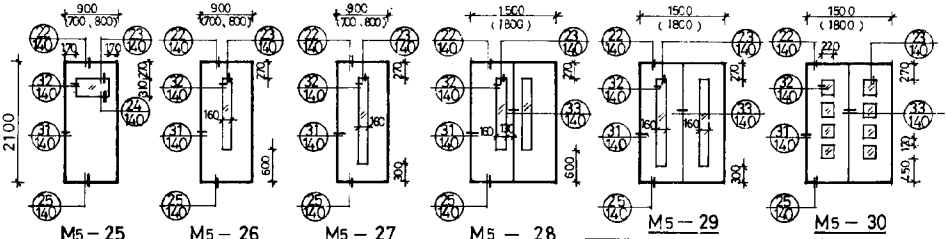

注：括号内数字出设计人定每扇门两套或两滑轮。

M5 民用单扇、双扇推拉门剖面

图集号	L92J60
页 次	141

跟多资料加微信公众号jianzhu118

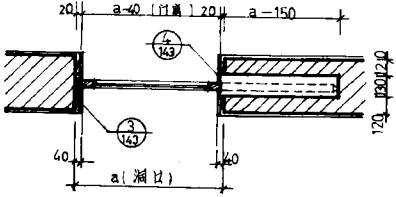

(一)暗装推拉门平面

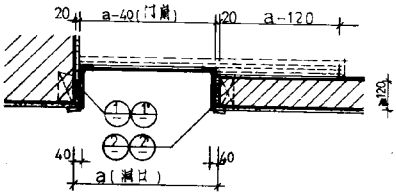

(二)明装推拉门平面

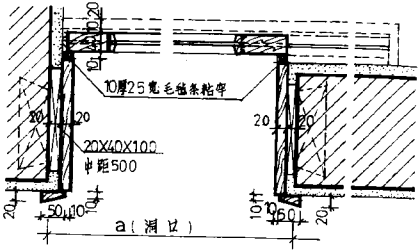

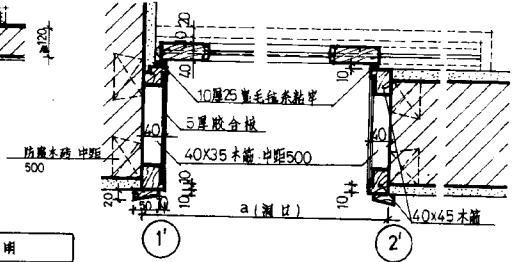

注 1. a 为门洞宽≤1000 b为门洞高≤2200.具体尺寸设计人定。 2.推拉门分明装、暗装具体设计人定

单扇：

安装形式	洞口尺寸 宽×高	门扇尺寸 宽×高	轨道长度	注 明
明装推拉门	axb	a-40xb-20	2a-140	如铺地毡门扇距地改为10
暗装推拉门	axb	a-40xb-20	2a-170	同 上

3. 滑轮及轨道为成品

跟多资料加微信公众号jianzhu118

M5 民用单扇推拉门剖面

图集号	L92J601
页 次	142

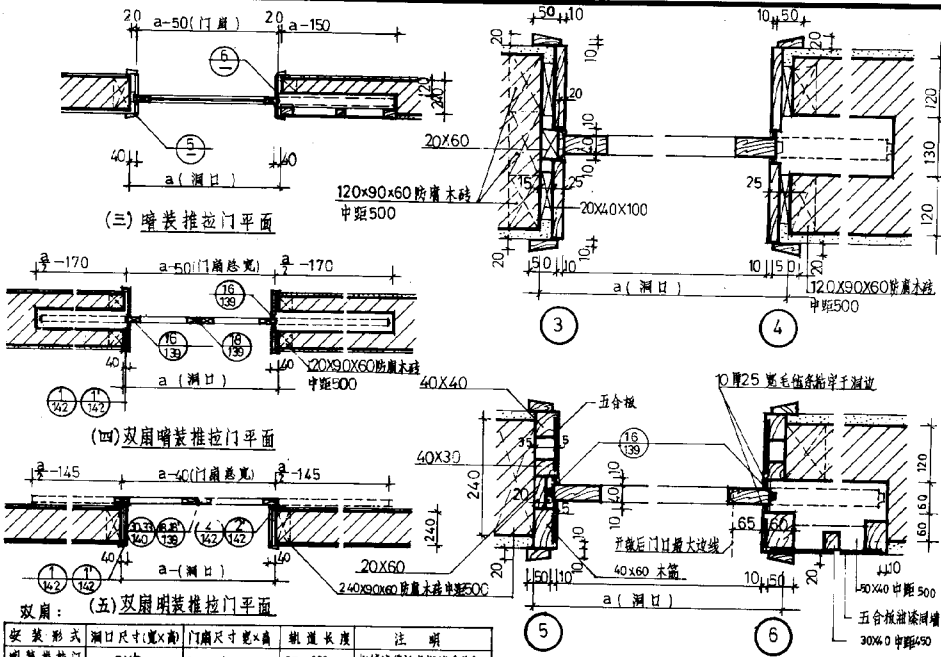

双扇：

安装形式	洞口尺寸(宽×高)	门扇尺寸 宽×高	轨道长度	注明
明装推拉门	a×b	a-40×b-20	2a-330	如铺地毯门扇距地皮为10
墙装推拉门	a×b	a-50×b-20	2a-390	同上

M5 民用单扇、双扇推拉门剖面

图集号	L92J601
页次	143

跟多资料加微信公众号jianzhu118

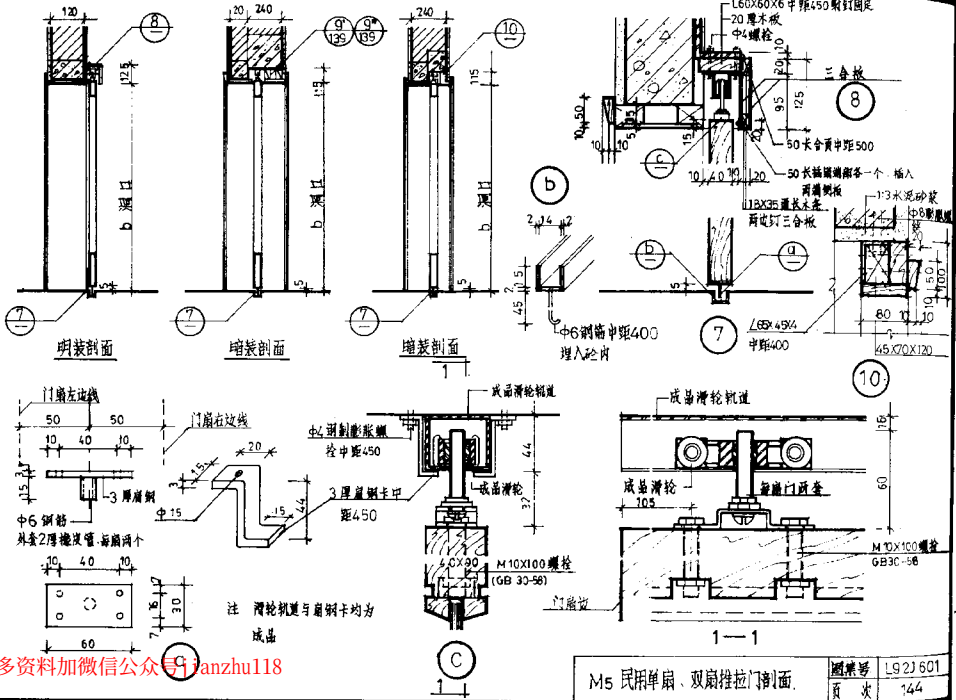

M5 民用单扇、双扇推拉门剖面

图集号	L92J601
页 次	144

跟多资料加微信公众号jianzhu118

洞口	宽	900		1000		1300		1500	
洞口	高	880		980		1280		1480	
2100	2090	M6-1	M6-2	M6-3	M6-4	M6-5	M6-6	M6-7	M6-8
2500	2490	M6-9	M6-10	M6-11	M6-12	M6-13	M6-14	M6-15	M6-16
2700	2690	M6-17	M6-18	M6-19	M6-20	M6-21	M6-22	M6-23	M6-24



剖面图号:149.150 页

M6 拼板门立面

图集号	L92J601
页次	145

跟多资料加微信公众号 | lanzhu118

洞口宽		900		1000		1300		1500	
高	框口	880		980		1280		1480	
2100	2090	M6-25	M6-26	M6-27	M6-28	M6-29	M6-30	M6-31	M6-32
2400	2390	M6-33	M6-34	M6-35	M6-36	M6-37	M6-38	M6-39	M6-40
2700	2690	M6-41	M6-42	M6-43	M6-44	M6-45	M6-46	M6-47	M6-48

590

2100

剖面图号249、150页

跟多资料加微信 249150 jianzhu118

M6 拼板门立面

图集号	L92J601
页次	146

洞口 宽		1800		2000	
高	框口	1780		1980	
2100	2090	M6—49	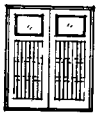 M6—50	M6—51	M6—52
2400	2390	M6—53	 M6—54	 M6—55	M6—56
2700	2690	590 2100 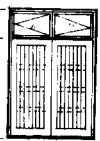 M6—57	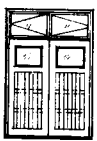 M6—58	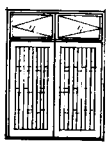 M6—59	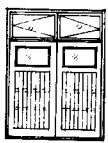 M6—60

剖面图号 J49150 页

M6 拼板门立面

图集号	L92J601
页次	147

跟多资料加微信公众号jianzhu118

洞口	宽	1800		2000		
高	框口	1780		1980		
2100	2090	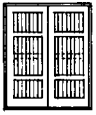 M6-61	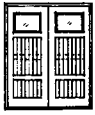 M6-62	 M6-63	M6-64	
2400	2390	 M6-65	 M6-66	 M6-67	 M6-68	
2700	2690	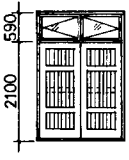 M6-69	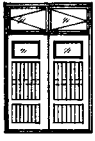 M6-70	 M6-71	M6-72	

剖面图号 149 150 页

M6 拼板门立面

图集号	L92
页次	1

跟多资料加微信公众号tianzhu118

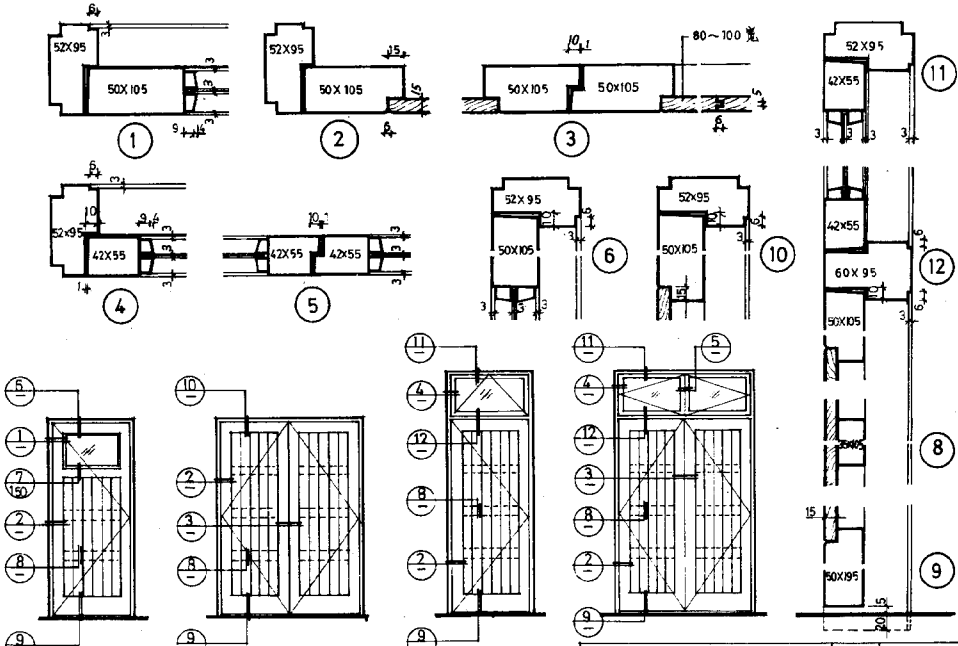

M6 樑板门典型立面及剖面

图集号	L92J601
页次	149

跟多资料加微信公众号jianzhu118

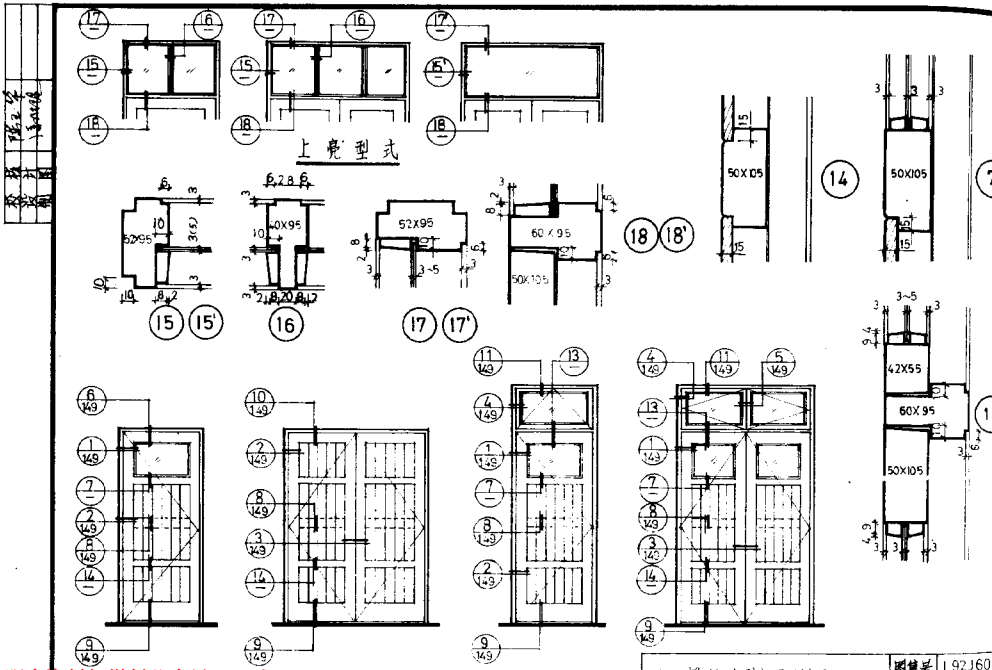

M6拼版门典型立面及剖面

图集号	L92J60
页 次	150

跟多资料加微信公众号jianzhu118

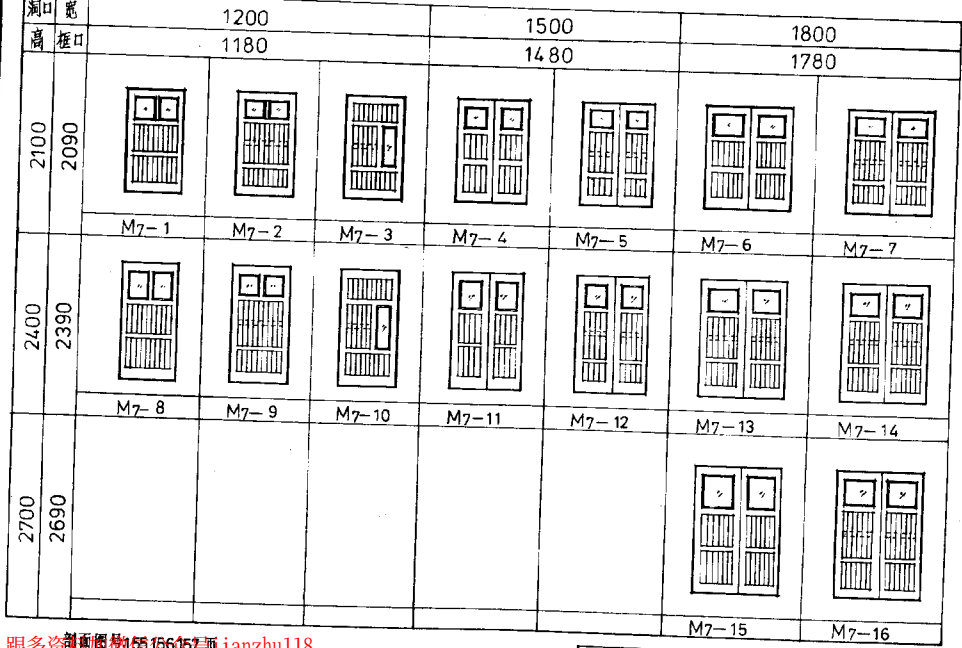

M7 平开大门立面

图集号	L92J601
页次	151

剖面图号155 156 157 页
跟多资料加微信公众号 jianzhu118

洞口宽		2100			2400		
高	框口	2080			2380		
2100	2090						
		M7－17	M7－18	M7－19	M7－20	M7－21	M7－22
2400	2390		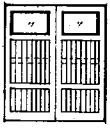			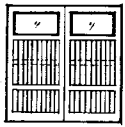	
		M7－23	M7－24	M7－25	M7－26	M7－27	M7－28
2700	2690	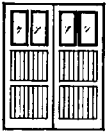	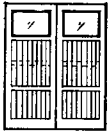			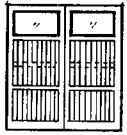	
		M7－29	M7－30	M7－31	M7－32	M7－33	M7－34

剖面图号155、156、157页

跟多资料加微信公众号 | tianzhu118

M7平开大门立面

图集号	L92J 601
页次	152

洞口	宽	3000			
高	框口	2980			
3000	2990	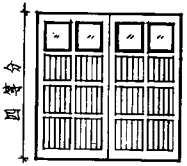			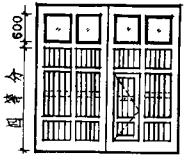
		四等分			600 四等分
		M7－35	M7－36	M7－37	M7－38
3300	3290	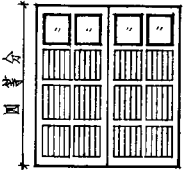	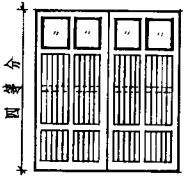	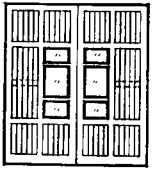	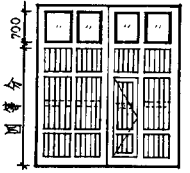
		四等分	四等分		700 四等分
		M7－39	M7－40	M7－41	M7－42

跟多资源请关注公众号：jianzhu118

洞口	宽	3300
高	框口	3280

3000	2990	3300	3290

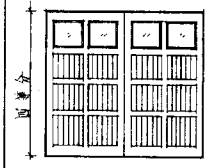

M7－43

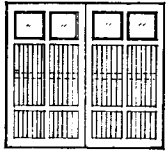

M7－44

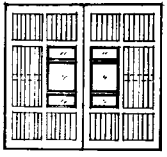

M7－45

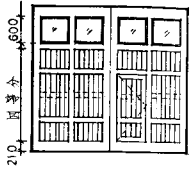

M7－46

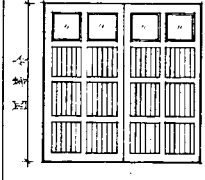

M7－47

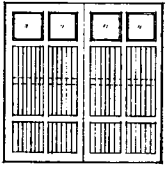

M7－48

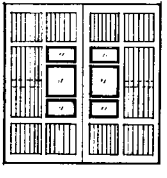

M7－49

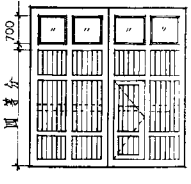

M7－50

剖面图号:155,156,157 页

跟多资料加微信公众号:tianzhu118

M7 平开大门立面

图集号	L92J601
页次	154

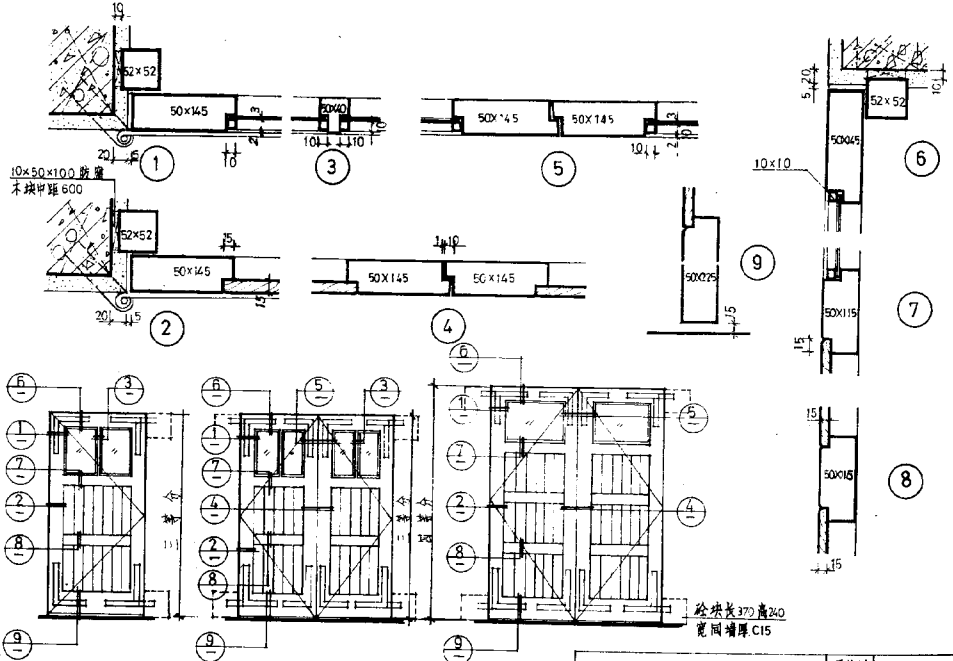

M7 平开大门典型立面及剖面

图集号	L92J601
页次	155

跟多资料加微信公众号jianzhu118

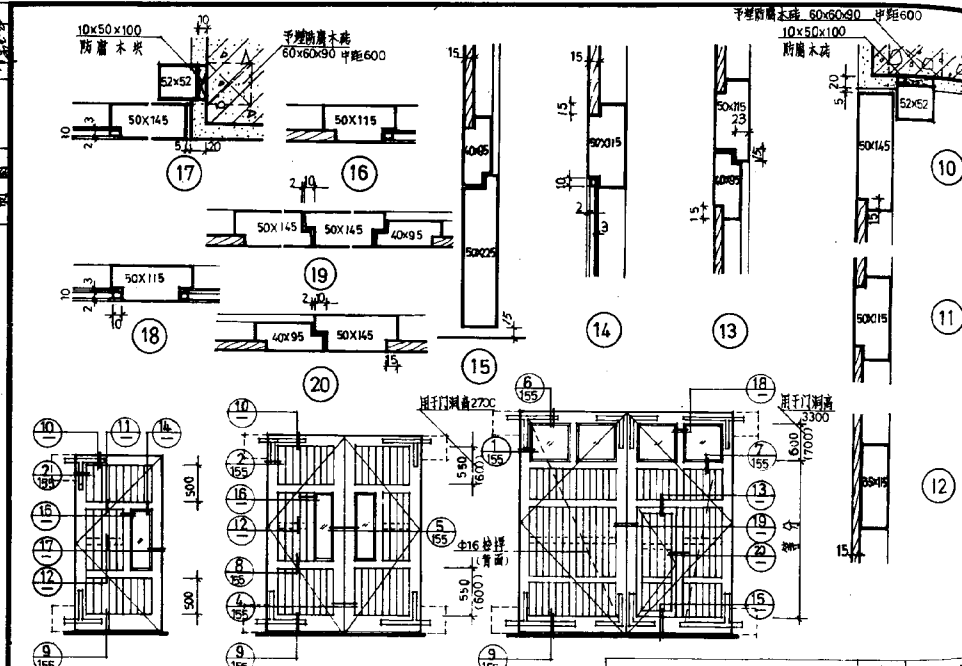

M7 平开大门典型立面及剖面

图集号	L92J601
页次	156

跟多资料加微信公众号jianzhu118

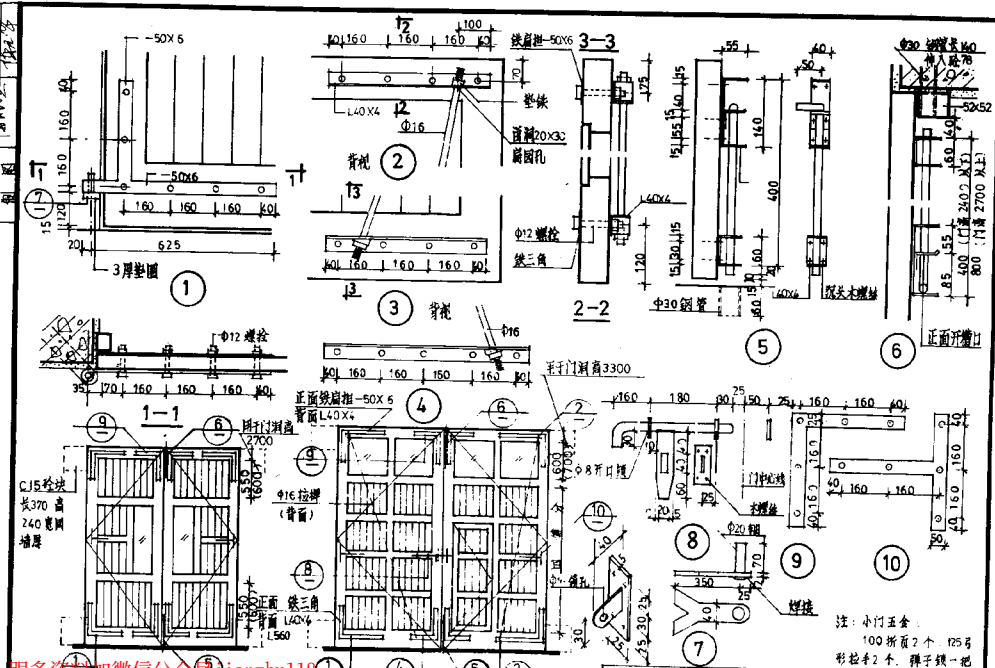

跟多资料加微信公众号jianzhu118

洞口 宽 / 高 / 框口	1200	1500	1800
2100	M8－1	M8－4	M8－6
	M8－2	M8－5	M8－7
	M8－3		
2400	M8－8	M8－11	M8－13
	M8－9	M8－12	M8－14
	M8－10		
2700			M8－15
			M8－16

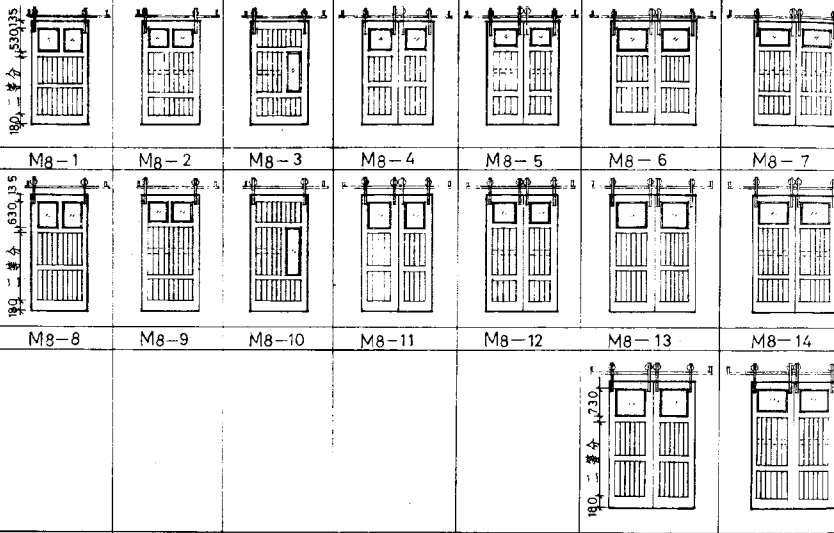

剖面图号：162、163、164页

M8 推拉门立面

图集号 L92J

页次 15

跟多资料加微信：xx 或号 Franzhu148

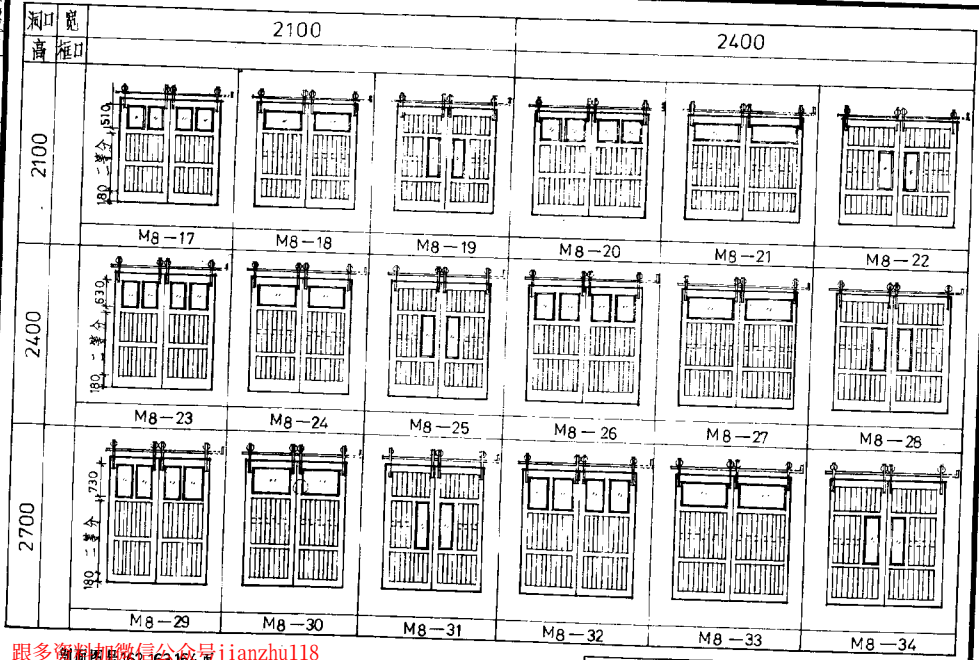

跟多资料加微信公众号jianzhu118

剖面图号:162.163.164页

M8 推拉门立面

图集号	192J601
页 次	159

洞口	宽	3000
高	推口	
3000		M8－35
3300		M8－39

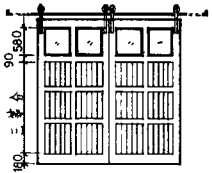

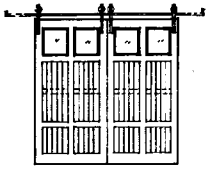

M8－36

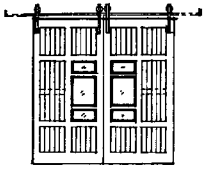

M8－37

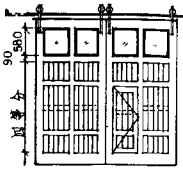

M8－38

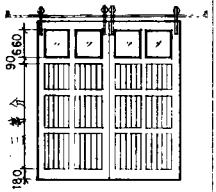

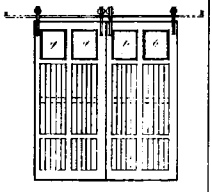

M8－40

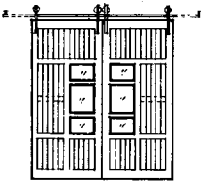

M8－41

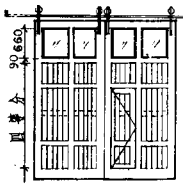

M8－42

剖面图号162.163.164.页

M8 推拉门立面	图集号	L92J
	页次	160

跟多资料加微信2435957141anzhuo118

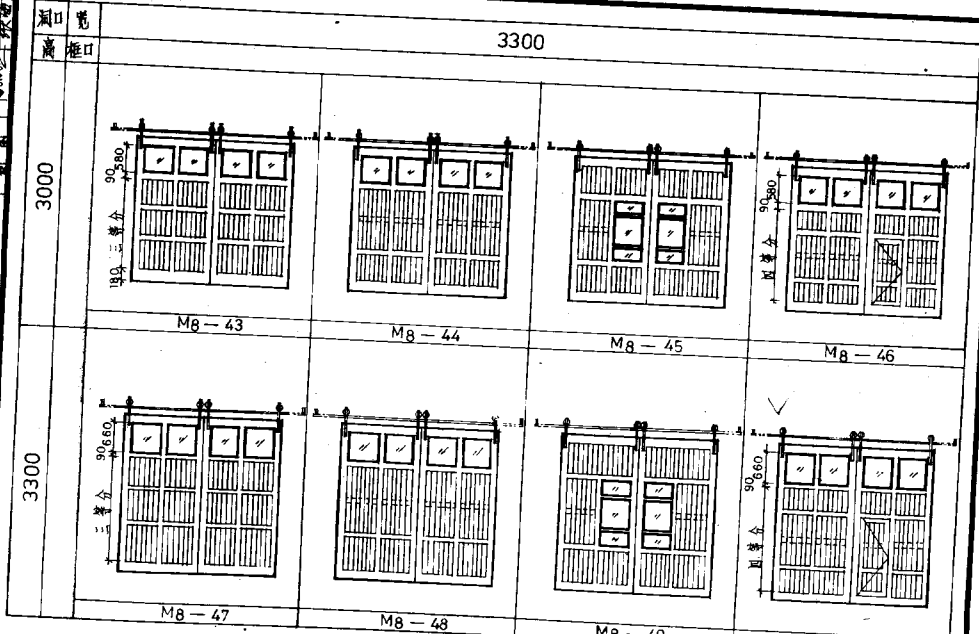

跟多资料加微信公众号jianzhu118

剖面图号:162.163.164页

M8推拉门立面

图集号 L92J601

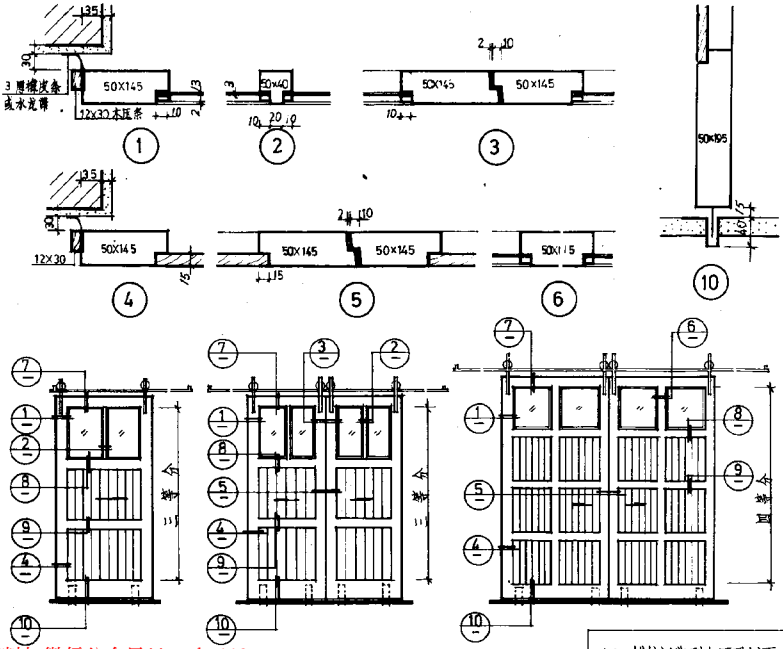

M8推拉门典型立面及剖面

图集号	L92J
页 次	16

跟多资料加微信公众号jianzhu118

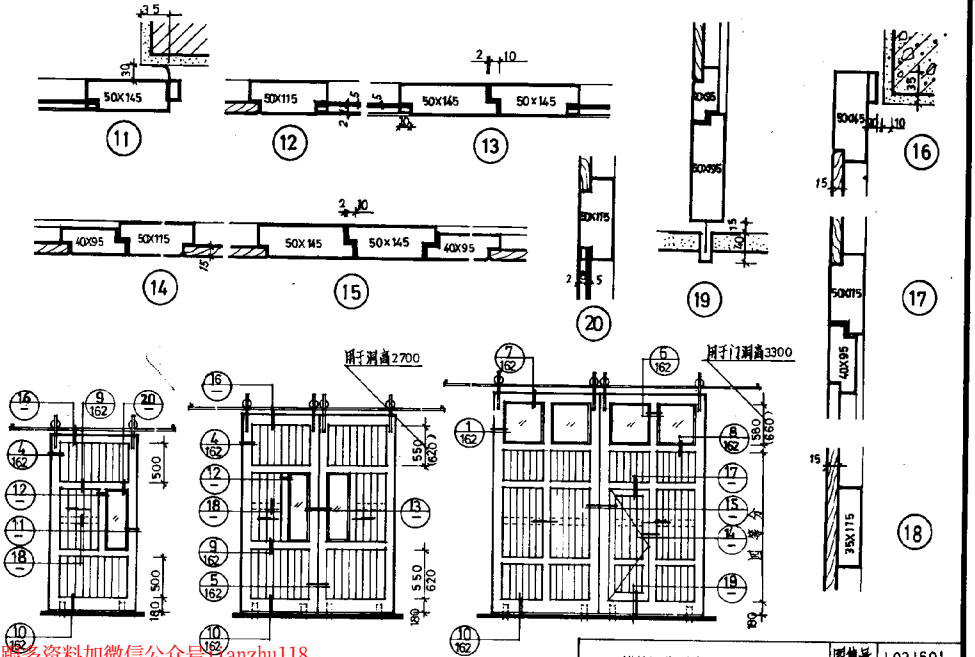

跟多资料加微信公众号Hanzhu118

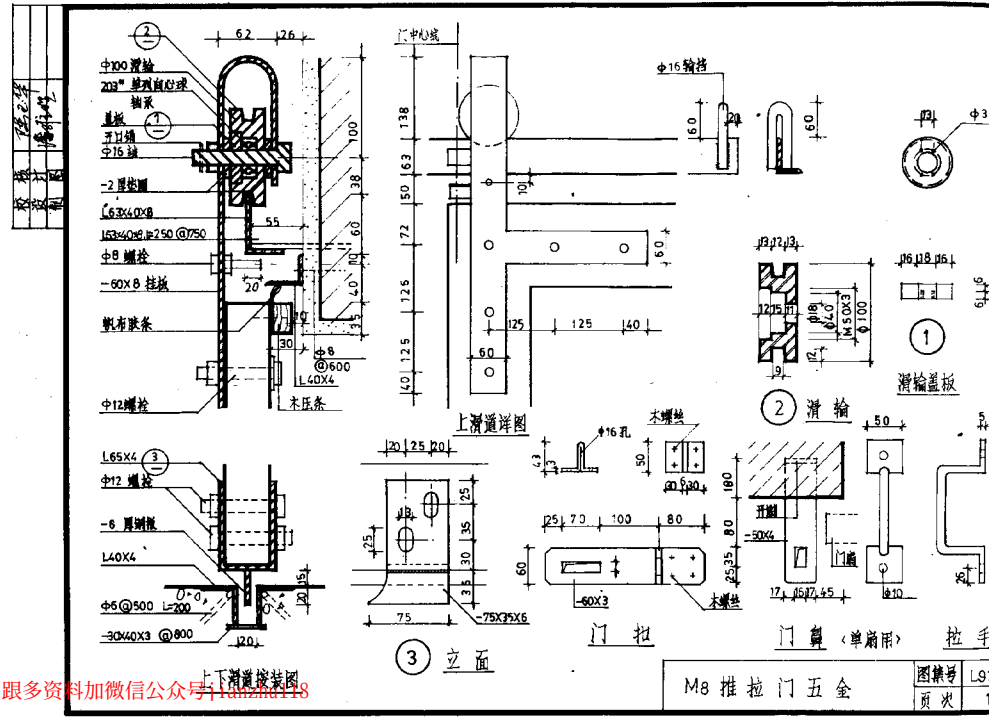

跟多资料加微信公众号：tuanzhang118

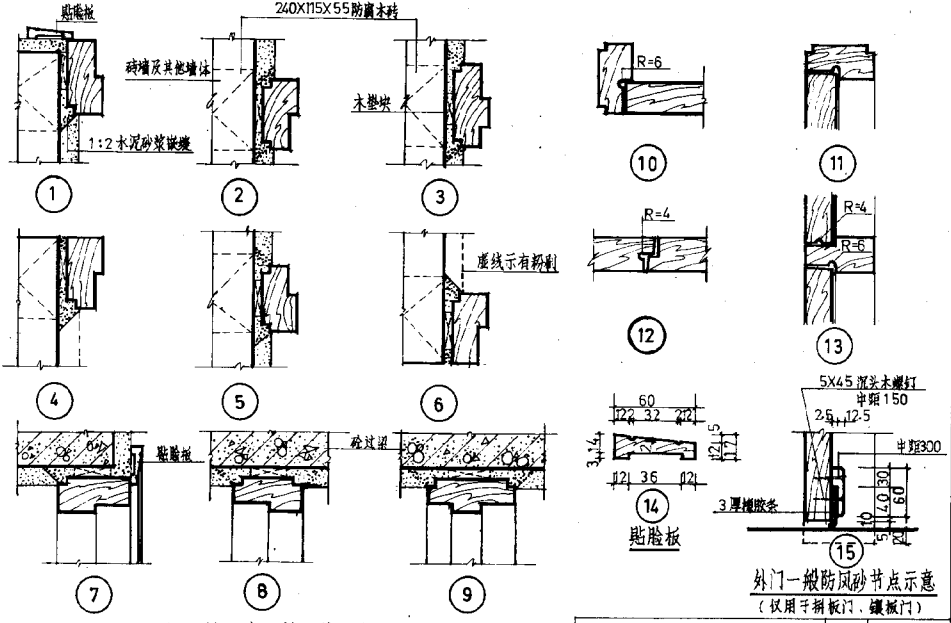

门樘安装节点

跟多资料加微信公众号：jianzhu11

门樘安装及一般防风砂节点示意	图集号	L92J 601
	页次	165

五 金 数 量 表

名称	规格 mm	单位	镶板门夹板门		普通弹簧门（双向弹簧铰链）				门底弹簧门					拼板门		连窗门						纱门		上亮		民用推拉门		备注
			单扇	双扇	单扇	双扇	四扇	六扇	单扇	双扇	四扇	六扇	八扇	单扇	双扇	单扇窗		双扇窗		三扇窗		单扇	双扇	上悬	平开	单扇	双扇	
普通合页	90	付														2		4		4				2	4			
	125	付	2	4													2		2		2							
	150	付												2	4													
蝴蝶合页	70	付																				2	4					
单向弹簧铰链	150	付	2⊘	4⊘										2⊘	4⊘													
双向弹簧铰链	150 (200)	付			2	4	8	12																				
门底弹簧	204型	付							2	4	8	12	16															
门顶弹簧	140型	付	1*	2*																								用于中、高标准
地弹簧	365型	付							1△	2△	4△	6△	8△															用于中、高标准
插销	100	付																				1	2		2			
	150	付		2											2													
弓形拉手	100	只														1		2		2		1	2		2			
方形拉手	400	付			1	2	4	6	1	2	4	6	8															
铁三角	125	个	4	8	4	8	16	24	4	8	16	24	32	4	8		4		4		4							
窗支		个																						2				
风钩	150	只														1		2		2					2			
弹簧插销	50	只																						1				
弹子球型执手门锁	AD-51～55	把	1	1										1	1		1		1		1							
门定位器		付	1	2	1	2	4	6	1	2	4	6	8	1	2		1		1		1							
移门拉手	65	个																								2	4	

五金数量表	图集号	1.927601
	页次	156

跟多资料加微信公众号jianzhu118

五金数量表说明：

1. 本表除地弹簧外五金按一般考虑，用于中、高档标准时，设计人需另注明。
2. 弹簧门用于外门时，设暗门锁一把，上下设150长暗插销。
3. 表中"⊗"符号表示当用于中、高档标准时，可改用单向弹簧。同时减去普通铰链数量，如有门顶弹簧再减去门顶弹簧数量。
4. 表中"※"符号表示当用于中、高档标准时，门上可增加门顶弹簧(内开门装在门内，外开门在门外)，具体由设计人选定。
5. 表中"△"符号表示当弹簧门为中、高档标准时，门底弹簧可改用365型铜制地弹簧，同时减去门底弹簧数量，具体由设计人选定。
6. 除民用推拉门和纱门外，上述各类门均装门定位器，(分横式和立式，根据门的具体位置而定)。
7. 门宽≥750时，用括号内数。
8. 如门上不设弹子球型执手锁，则应设150规格插销，并宜增设巧力碰珠，其安装详右面示意图。
9. 镶板门、夹板门和拼板门门扇高≥2100时，每扇门改为3个铰链，镶板门中d型门每扇门宽≥796时也改为3个铰链。

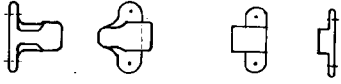

A－侧立面　A－正立面　B－正立面　B－侧立面

注：A、B为巧力碰珠

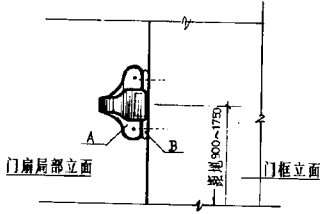

巧力碰珠门上安装立面示意

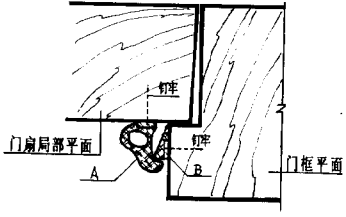

巧力碰珠门上安装平面位置示意

跟多资料加微信公众号：tianzhu216